



**Cristher**<sup>lighting</sup>  
architectural outdoor

Edición 2018

GRUPO  
**NOVOLUX**  
LIGHTING

GRUPO  
**NOVOLUX**  
LIGHTING

Este catálogo no constituye oferta en firme de los productos, para más información dirijanse a:

This catalogue does not constitute a definite offer for sale of any of the products. For further information please contact:

Ce catalogue ne fournit pas une offre définitive des produits, pour plus d'informations adressez-vous à:

O presente catálogo não constitui uma oferta firme dos produtos, para mais informações contacte:

GRUPO GESTIÓN INTEGRAL NOVOLUX INTERNACIONAL, SL.  
C/ Ramón Berenguer, 8 (Polígono Industrial Can Vinyals)  
08130 Sta. Perpetua de Mogoda - BARCELONA - Spain

ESPAÑA - PORTUGAL: Tel. +34 93 274 52 52  
info@gruponovolux.com

EXPORT: Tel +34 93 516 20 05  
export@gruponovolux.com


FRANCE: Tel. 0800 918 906  
france@gruponovolux.com

www.gruponovolux.com




ER-0193/2010





**Cristher**





superficie / surface / saillie / saliente

<p>PUSH  20 174</p>  	<p>GEOMETRIC 22</p>  	<p>QUIOS 24</p>  	<p>PEP 24</p>  	<p>EMMA 26</p>  	<p>TEJA 26</p>  
<p>ITOME 28</p>  	<p>ELIS 30</p>  	<p>HIMERA 31</p>  	<p>STERLO 32</p>  	<p>LOSTER 35</p>  	<p>RECTANGLE 38</p>  
<p>BOX 40</p>  	<p>VIENA 42</p>  	<p>VIENA SQUARE  44 188</p>  	<p>SLIM 46</p>  	<p>ALDIOLA 48</p>  	<p>ZENDA  49 179</p>  
<p>ALIANO 50</p>  	<p>BIEL 52</p>  	<p>ARC 54</p>  	<p>CODET 55</p>  	<p>SETH 56</p>  	<p>TEKA 59</p>  
<p>MILAN 62</p>  	<p>MIRCA 64</p>  	<p>LINEA 66</p>  	<p>ONA 68</p>  	<p>UNCAS 68</p>  	<p>BARI  70 224</p>  
<p>FIONA  70 214</p>  	<p>CUPOL 72</p>  	<p>TRINGLO 73</p>  	<p>SELECTA  74 190</p>  	<p>TRIPLO 74</p>  	<p>LUCAS 76</p>  

 Familia con producto LED / With LED product family / Famille avec produit LED / Família do producto LED

 Aluminio / Aluminium / Aluminium / Aluminio

 Acero inoxidable / Stainless steel / Acier inoxydable / Aço inoxidável

 Acero / Steel / Acier / Aço

 Piedra / Stone / Pierre / Pedra

 Polímero / Polymer / Polymère / Polímero


















































































<p>UNAI 77</p> <p>LED</p>	<p>DAIRA 78</p> <p>Emergency icon, LED</p>	<p>KAPPA 81</p>	<p>TABU 82</p>	<p>ASTRA 83</p>	<p>LASER 84</p>
<p>LEM 85</p>	<p>ABIS 86</p>	<p>IVER 88</p>	<p>ELBA 89</p>	<p>ALBA 90</p> <p>Emergency icon, LED</p>	<p>TANDEM 92</p>
<p>TAVALAN 92</p> <p>140</p>	<p>EXIT 94</p>	<p>PRIMA 95</p>	<p>KIT 96</p>	<p>PLAFF 98</p>	

LED Familia con producto LED / With LED product family / Famille avec produit LED / Família do producto LED

Emergency icon Luminaria con luz de emergencia / Luminaire with emergency light / Luminaire avec éclairage de secours / Luminária con luz de emergência

Green square Aluminio / Aluminium / Aluminium / Aluminio Purple square Polímero / Polymer / Polymère / Polímero

empotrables / recessed / encastrés / encastráveis

<p>VIBO  131</p>  <p>Ø 32/45/55</p> <p>LED </p>	<p>SOFITO 104</p>  <p>Ø 90</p> <p>LED </p>	<p>TECTO 106</p>  <p>Ø 24</p> <p></p>	<p>MALTA 107</p>  <p>Ø 40</p> <p>LED </p>	<p>CLIC 107</p>  <p>Ø 120</p> <p>LED </p>	<p>SMART 108</p>  <p>LED </p>
<p>RIMA 109</p>  <p>LED </p>	<p>BARRI 110</p>  <p>LED </p>	<p>DUBLIN 112</p>  <p>LED </p>	<p>ZIP 114</p>  <p>Ø 125</p> <p> </p>	<p>ZAP 115</p>  <p> </p>	<p>ARGIN 116</p>  <p>LED </p>
<p>SILBO 118</p>  <p>LED </p>	<p>PILOT 120</p>  <p></p>	<p>COC 121</p>  <p></p>	<p>GAMMA 122</p>  <p>LED </p>	<p>NODY 124</p>  <p>Ø 32/45/55</p> <p>LED </p>	<p>PUSSA 126</p>  <p>Ø 25/55</p> <p>LED </p>
<p>SURI 128</p>  <p>Ø 120</p> <p>LED </p>	<p>SURI BIG 129</p>  <p>Ø 180</p> <p>LED </p>	<p>BERTUS 130</p>  <p>Ø 22</p> <p></p>	<p>VIBO  102 131</p>  <p>Ø 32/45/55</p> <p>LED </p>	<p>FRANK LED 132</p>  <p>Ø 85</p> <p>LED </p>	<p>ICAZA 133</p>  <p>Ø 90</p> <p>LED </p>
<p>NUNA 133</p>  <p>Ø 90</p> <p>LED </p>	<p>ESTAMBUL 134</p>  <p>Ø 110</p> <p> </p>	<p>ELIO 136</p>  <p>Ø 120</p> <p>LED </p>	<p>MUDY 136</p>  <p>LED </p>	<p>ENNA 138</p>  <p>Ø 135</p> <p>LED </p>	<p>FOCUS  283 138</p>  <p>Ø 130</p> <p></p>
<p>TAVALAN  92 140</p>  <p>Ø 150</p> <p></p>	<p>SOFIA 142</p>  <p>Ø 190/320</p> <p>LED </p>	<p>DISCOVERY 143</p>  <p>Ø 190</p> <p></p>	<p>PIA 144</p>  <p>Ø 240</p> <p></p>	<p>SPIONA 146</p>  <p>Ø 240</p> <p></p>	<p>SPIONA FLAT 147</p>  <p>Ø 240</p> <p>LED </p>


 Familia con producto LED / With LED product family / Famille avec produit LED / Família do producto LED

 Aluminio / Aluminium / Aluminium / Aluminio  Acero inoxidable / Stainless steel / Acier inoxydable / Aço inoxidável

 Polímero / Polymer / Polymère / Polímero  Latón / Brass / Laiton / Latão










<p>CATANIA 147</p>  <p>Ø 240</p> <p>LED </p>	<p>ELIO AIRCAM 148</p>  <p>Ø 245</p> <p></p>	<p>SPIA 148</p>  <p>Ø 250</p> <p></p>	<p>ELIO BIG 150</p>  <p>Ø 310</p> <p></p>	<p>RIN 152</p>  <p>LED </p>	<p>POLI MINI 153</p>  <p></p>
<p>MARGIN 154</p>  <p>LED </p>	<p>MARGIN CAR 154</p>  <p>LED </p>	<p>VALE 156</p>  <p>LED </p>	<p>PASO 158</p>  <p>LED </p>		

 Familia con producto LED / With LED product family / Famille avec produit LED / Família do producto LED

 Aluminio / Aluminium / Aluminium / Aluminio  Acero inoxidable / Stainless steel / Acier inoxydable / Aço inoxidável




balizas / bollards / bornes / elementos balizadores

MESINA 162 	VELIA 164 	ANTIBES 165 	CÍO 166 	TIREA 167 	PLIATO 168 
ARISTIDE 170 	ATISTIDE STEEL 172 	PUSH 174 20 	CLINA 176 	PASCUA 178 	ZENDA 179 49 
LEDCUB 179 	CLAU 180 	STICK 182 	ELFO 184 	SAUS 185 	ALEA 186 
VERSO 186 	VIENA SQUARE 188 44 	NOVA 189 	SELECTA 190 74 	REIN 190 	MINI NICO 194 
COK 196 	MINUS-PLUS 198 	MINOR-PLUS 198 	MÁXIMA-PLUS 200 	YAIZA 204 	ALBOX 206 
LAVINIA 207 	MATERA 208 	MIRCO 210 	FRAM 212 	JOY 213 	FIONA 214 70 

 Familia con producto LED / With LED product family / Famille avec produit LED / Família do producto LED

 Aluminio / Aluminium / Aluminium / Aluminio  Acero inoxidable / Stainless steel / Acier inoxydable / Aço inoxidável

 Polímero / Polymer / Polymère / Polímero  Piedra / Stone / Pierre / Pedra  Acero / Steel / Acier / Aço





CALPE 216	IBARRA 218	VICO 220	ASTI 222	BARI 224	SHARK 226	ARYA 227

proyectores / spotlights / projecteurs / projectores



KA 230	BAMBOLA 231	TIR 232	TITANE 234	GAB 234	ABBI 236	MANLY 237
MIC 238	SPARK 240	EXTRA 242	NAYARA 244	NEK 245	LISBOA 246	

decorativa / decorative / décorative / decorativos



NIZA 250	TASMANIA 250	BLOCK 252	BLOCK RGB 252	BALLON 254	BALLON RGB 254
CYLINDER 256	EGG 256				
















Familia con producto LED / With LED product family / Famille avec produit LED / Família do producto LED

Aluminio / Aluminium / Aluminium / Aluminio

Acero inoxidable / Stainless steel / Acier inoxydable / Aço inoxidável

Polímero / Polymer / Polymère / Polímero

sumergibles / underwater lights / éclairage subaquatique / submersíveis

<p>PAR56 ON LED V2 260</p>  <p>LED</p>	<p>PAR56 LED 260</p>  <p>LED</p>	<p>KIT-1 PAR56-W 261</p>  <p>LED</p>	<p>KIT-2 PAR56-W 261</p>  <p>LED</p>	<p>CONTROL RGB 262</p>  <p>LED</p>	<p>BELT 264</p>  <p>LED</p>
<p>PRAGA 266</p>  <p>LED</p>	<p>CUP 268</p>  <p>LED</p>	<p>PAL 270</p>  <p>LED</p>	<p>PAL SLIM 272</p>  <p>LED</p>	<p>NINO 274</p>  <p>LED</p>	<p>NINO-SHORT 274</p>  <p>LED</p>
<p>MUDY 276</p>  <p>LED</p>	<p>PERIMETER 277</p>  <p>LED</p>	<p>SPYGLASS 278</p>  <p>LED</p>	<p>LYNN 279</p>  <p>LED</p>	<p>GAMBLE-MAXI 280</p>  <p>LED</p>	<p>GAMBLE-PLUS 280</p>  <p>LED</p>
<p>DEEP 282</p>  <p>LED</p>	<p>FOCUS 283</p>  <p>LED</p>	<p>ICE 284</p>  <p>LED</p>			

LED Familia con producto LED / With LED product family / Famille avec produit LED / Família do producto LED

Aluminio / Aluminium / Aluminium / Aluminio

Acero inoxidable / Stainless steel / Acier inoxydable / Aço inoxidável

Polímero / Polymer / Polymère / Polímero

Latón / Brass / Laiton / Latão

Cristal / Glass / Verre / Vidro



<p>ANEKY 288</p>	<p>GRASS 290</p>	<p>HADES 291</p>	<p>ISEO 292</p>	<p>OTTONE 294</p>	<p>MONT 295</p>
<p>BRIXEN 296</p>	<p>PINIO 298 298</p>	<p>TIAMIS 298</p>	<p>ILIKI 299</p>	<p>PANA 300</p>	
<p>POLAR 302</p>	<p>TROM 304</p>	<p>COB 306</p>	<p>KEO 307</p>	<p>BOOM 308</p>	<p>CITY ARCO 310</p>
<p>GLOBI 311</p>	<p>INDURA GLOBO 312</p>	<p>VIC 318</p>	<p>CLIC-CLAC GLOBO 320</p>	<p>ROUND 323</p>	<p>GLOBOS Y SOPORTES Ø60 326</p>
<p>POSTES Ø60 327</p>	<p>GLOBOS Y SOPORTES Ø75 328</p>	<p>POSTES Ø75 328</p>	<p>GLOBOS Y SOPORTES Ø45 329</p>	<p>POSTES Ø45 329</p>	

LED Familia con producto LED / With LED product family / Famille avec produit LED / Família do producto LED

Aluminio / Aluminium / Aluminium / Aluminio Polímero / Polymer / Polymère / Polímero Latón / Brass / Laiton / Latão Resina / Resin / Resine / Resina

Acero inoxidable / Stainless steel / Acier inoxydable / Aço inoxidável Acero / Steel / Acier / Aço Cobre / Copper / Cuivre / Cobre



clásico residencial / classic residential / classique résidentiel / clásico residencial

ELITE 4

330



CLIC-CLAC 4

334



INDURA MINI 4

338



INDURA MEDIUM 4

340



CITY INDURA

344



QUADRA

346



VILLA CHAP

350



ELITE 6

352



CLIC-CLAC 6

358



INDURA MINI 6

362



MEDI

364



INDURA MEDIUM 6

365



INDURA BIG 6

368



VILLA BIG

370



GUNTHER Ø48

372



GUNTHER Ø60

374



GUNTHER TOP

378


















Aluminio / Aluminium / Aluminium / Aluminio



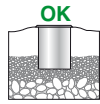
Polímero / Polymer / Polymère / Polímero

Resina / Resin / Resine / Resina

ACCESORIOS / ACCESSORIES / ACCESSOIRES / ACCESÓRIOS

<p>LED STRIP IN 382</p> 	<p>LED STRIP OUT 384</p> 	<p>SKOLL 386</p> 	<p>LED T2 391</p> 	<p>LED FILAMENT 392</p> 	
<p>LED PRO 393</p> 	<p>G9 393</p> 	<p>LED MODUL 393</p> 	<p>CONNECTORS 394</p> 	<p>DETECTOR 394</p> 	<p>SENSOR 394</p> 
<p>GIA 395</p>  <p>LED</p>	<p>HIMMEL 396</p>  <p>LED</p>	<p>CARRIL 398</p> 	<p>POWER SUPPLIES 400</p> 		

INFORMACIÓN / INFORMATION / INFORMATION / INFORMAÇÃO

<p>ACABADOS FINISHES FINITIONS ACABAMENTOS</p> <p>409</p> <p>01 04</p>	<p>MATERIALES MATERIALS MATÉRIAUX MATERIAIS</p> <p>404</p> 	<p>PICTOGRAFÍA SYMBOLGY SYBLOGIE PICTOGRAFIA</p> <p>411</p> 	<p>RECOMENDACIONES RECOMMENDATIONS RECOMMENDATION RECOMENDAÇÕES</p> <p>416</p> 	<p>COND.VENTA ÍNDICE DE REFERENCIAS REFERENCE INDEX INDEX RÉFÉRENCE REFERÊNCIA ÍNDICE</p> <p>419</p>
--	--	---	--	--

<b>A</b>		CARRIL	398	ELITE 4	330	ILIKI	299
ABBI	236	CATANIA	147	ELITE 6	352	INDURA BIG 6	368
ABIS	86	CIO	166	EMMA	26	INDURA GLOBO	312
ALBA	90	CITY ARCO	310	ENNA	138	INDURA MEDIUM 4	340
ALBOX	206	CITY INDURA	344	ESTAMBUL	134	INDURA MEDIUM 6	365
ALDIOLA	48	CLAU	180	EXIT	94	INDURA MINI 4	338
ALEA	186	CLIC	107	EXTRA	242	INDURA MINI 6	362
ALIANO	50	CLIC-CLAC 4	334			ISEO	292
ALIMENTADORES	400	CLIC-CLAC 6	358	<b>F</b>		ITOME	28
ANECY	288	CLIC-CLAC GLOBO	320	FIONA	70 / 214	IVER	88
ANTIBES	165	CLINA	176	FOCUS	138 / 283		
ARC	54	COB	306	FRAM	212	<b>J</b>	
ARGIN	116	COC	121	FRANK LED	132	JOY	213
ARISTIDE	170	CODET	55				
ARISTIDE STEEL	172	COK	196	<b>G</b>		<b>K</b>	
ARYA	227	CONECTORES	394	G9	393	KA	230
ASTI	222	CONTROL RGB	262	GAB	234	KAPPA	81
ASTRA	83	CUP	268	GAMBLE-MAXI	280	KEO	307
		CUPOL	72	GAMBLE-PLUS	280	KIT	96
		CYLINDER	256	GAMMA	122	KIT PAR 56-W	261
				GEOMETRIC	22		
<b>B</b>		<b>D</b>		GIA	395	<b>L</b>	
BALLOON	254	DAIRA	78	GLOBI	311	LASER	84
BALLOON-RGB	254	DEEP	282	GLOBOS	326	LAVINIA	207
BAMBOLA	231	DETECTOR	394	GRASS	290	LED FILAMENT	392
BARI	70 / 224	DISCOVERY	143	GUNTHER	372	LED MODUL	393
BARRI	110	DUBLIN	112			LED PRO	393
BELT	264			<b>H</b>		LED STRIP IN	382
BERTUS	130			HADES	291	LED STRIP IN RGB	383
BIEL	52	<b>E</b>		HIMERA	31	LED STRIP OUT	384
BLOCK	252	EGG	256	HIMMEL	396	LED STRIP OUT RGB	385
BLOCK-RGB	252	ELBA	89			LED T2	391
BOOM	308	ELFO	184	<b>I</b>		LEDCUB	179
BOX	40	ELIO	136	IBARRA	218	LEM	85
BRIXEN	296	ELIO AIRCAM	148	ICAZA	133	LINEA	66
		ELIO BIG	150	ICE	284	LISBOA	246
<b>C</b>		ELIS	30				
CALPE	216						

LOSTER	35	<b>P</b>		SELECTA	74 / 190	<b>U</b>	
LUCAS	76	PAL	270	SENSOR	394	UNAI	77
LYNN	279	PAL SLIM	272	SETH	56	UNCAS	68
		PANA	300	SHARK	226		
<b>M</b>		PAR 56 LED	260	SILBO	118	<b>V</b>	
MALTA	107	PAR 56 ON LED V2	260	SKOLL	386	VALE	156
MANLY	237	PASCUA	178	SLIM	46	VELIA	164
MARGIN	154	PASO	158	SMART	108	VERSO	186
MARGIN CAR	154	PEP	24	SOFIA	142	VIBO	102 / 131
MATERA	208	PERIMETER	277	SOFITO	104	VIC	318
MAXIMA-PLUS	200	PIA	144	SPARK	240	VICO	220
MEDI	364	PILOT	120	SPIA	148	VIENA	42
MESINA	162	PINIO	298	SPIONA	146	VIENA SQUARE	44 / 188
MIC	238	PLAFF	98	SPIONA FLAT	147	VILLA BIG	370
MILAN	62	PLIATO	168	SPYGLASS	278	VILLA CHAP	350
MINI NICO	194	POLAR	302	STERLO	32		
MINUS-PLUS	198	POLI MINI	153	STICK	182	<b>Y</b>	
MINOR-PLUS	198	POSTES	327	SURI	128	YAIZA	204
MIRCA	64	PRAGA	266	SURI BIG	129		
MIRCO	210	PRIMA	95			<b>Z</b>	
MONT	295	PUSH	20 / 174	<b>T</b>		ZAP	115
MUDY	276	PUSSA	126	TABU	82	ZENDA	49 / 179
				TANDEM	92	ZIP	114
<b>N</b>		<b>Q</b>		TASMANIA	250		
NAYARA	244	QUADRA	346	TAVALAN	92 / 140		
NEK	245	QUIOS	24	TECTO	106		
NINO	274			TEJA	26		
NINO-SHORT	274	<b>R</b>		TEKA	59		
NIZA	250	RECTANGLE	38	TIAMIS	298		
NODY	124	REIN	190	TIR	232		
NOVA	189	RIMA	109	TIREA	167		
NUNA	133	RIN	152	TITANE	234		
		ROUND	323	TRINGLO	73		
<b>O</b>				TRIPLO	74		
ONA	68	<b>S</b>		TROM	304		
OTTONE	294	SAUS	185				

# THE WAY OF LIGHT

Después de 35 años de viaje,  
nuestro compromiso y pasión  
sigue siendo el mismo,  
reflejar y dar forma  
al camino de la luz.

After 35 years of journey,  
our commitment and passion  
remains the same,  
to reflect and give shape  
to the way of light.

Après 35 ans de voyage,  
notre engagement et passion  
sont toujours les mêmes,  
réfléter et façonner  
le chemin de la lumière.



The logo for NOVOLUX LIGHTING, featuring the brand name in a bold, white, sans-serif font with 'LIGHTING' in a smaller font size below it. The background is dark with several large, semi-transparent, overlapping circles in shades of blue, green, and brown, and a field of small, glowing orange and red bokeh lights at the bottom.

## TEAMING LOCALLY, LIGHTING WORLDWIDE

Desde 1981 diseñando, desarrollando y suministrando iluminación contemporánea de calidad.

Conjuntamente con una sólida red de socios locales, hemos expandido en los últimos años nuestra presencia a todo el mundo, exportando actualmente a más de 50 países.

Since 1981 designing, developing and supplying quality and contemporary lighting fittings.

Together with a strong network of local partners, we are proud to have expanded our presence worldwide over the last years currently exporting to over 50 countries.

Depuis 1981 nous concevons, développons et fournissons des luminaires contemporains et de qualité.

À l'aide d'un solide réseau de partenaires locaux, nous sommes fiers d'avoir étendu notre présence dans le monde entier au cours des dernières années, notamment exportant actuellement vers plus de 50 pays.

*La historia de la arquitectura  
es la historia de la lucha por la luz.*

*The history of architecture  
is the history of the struggle for light.*

*l'histoire de l'architecture  
est l'histoire de la lutte pour la lumière.*


*Louis Kahn*

# ONE-STOP GLOBAL SUPPLIER

Con una amplia y completa gama de más de 4000 luminarias, ofrecemos un amplio espectro de aplicaciones y soluciones de iluminación para proyectos, desde contract y hospitality hasta comercial y residencial.

With an extensive and complete range of over 4000 fixtures, we offer a wide spectrum of lighting applications and solutions for projects, from contract and hospitality to retail and residential.

Avec une gamme vaste et complète de plus de 4000 références, nous disposons d'un large éventail d'applications et de solutions d'éclairage pour les projets contract et hôtellerie, ainsi que commercial et résidentiels.



# BEYOND LIGHTING

Una filosofía de servicio al cliente basada en el logro de la excelencia podría no ser suficiente en ocasiones, por lo que independientemente de sus necesidades de iluminación, cuente con que no escatimaremos ningún esfuerzo en resolverlas.

A customer service philosophy based on achieving excellence might not be enough sometimes, so whatever your lighting needs are, expect from us to go always the extra mile.

Une philosophie de service clientèle basée sur l'excellence, parfois peut ne pas suffire, c'est pourquoi quels que soient vos besoins en éclairage, sachez qu'on ne ménagera pas des efforts pour les résoudre.







superficie

surface

saillie

saliente

push

**658A-L0209B-04** ■

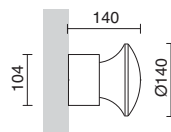
LED, 8,7W 830lm 4000K

**658A-L0209B-11** □

LED, 8,7W 830lm 4000K

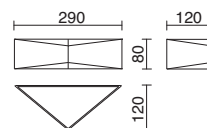
**658A-L0209B-90** ■

LED, 8,7W 830lm 4000K





# geometric



## 659A-G05X1A-90 ■

E27 LED 10W max. 680lm 3000K

## 659A-G05X1A-11 □

E27 LED 10W max. 680lm 3000K

## 659A-G05X1A-04 ■

E27 LED 10W max. 680lm 3000K





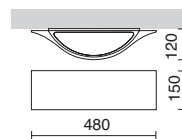
# quios



## 064A-G05X1A-60 ■

E27 LED 4W / 6W / 6,6W

E27 TC-TSE 30W max.



▲  
 Otros acabados pigmentados (Pag. 406)  
 Other finishes available (Pag. 406)  
 Autres finis de couleur (Pag. 406)  
 Outros acabamentos de cor (Pag. 406)

Lámparas recomendadas / Recommended lamps  
 Lampes recommandées / Lâmpadas recomendadas

### LED FILAMENT



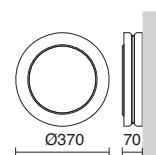
Pag. 392

# pep



## 352A-F1722B-60 ■

2GX 13 T5 22W



▲  
 Otros acabados pigmentados (Pag. 406)  
 Other finishes available (Pag. 406)  
 Autres finis de couleur (Pag. 406)  
 Outros acabamentos de cor (Pag. 406)

-60 ■ Piedra Leccese / Leccese stone / Pierre Leccese / Pedra Leccese



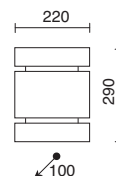
emma

**091A-G05X1A-60** ■

E27 LED 2x 4W / 6W / 6,6W

E27 TC-TSE 2x 20W max.

E27 QT-32 2x 60W



Otros acabados pigmentados (Pag. 406)

Other finishes available (Pag. 406)

Autres finis de couleur (Pag. 406)

Outros acabamentos de cor (Pag. 406)

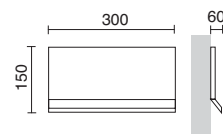
Lámparas recomendadas / Recommended lamps  
Lampes recommandées / Lâmpadas recomendadas**LED FILAMENT**

Pag. 392

teja

**227A-L01D1A-64** ■

LED 3W 200lm 3000K



Otros acabados pigmentados (Pag. 406)

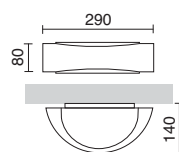
Other finishes available (Pag. 406)

Autres finis de couleur (Pag. 406)

Outros acabamentos de cor (Pag. 406)



itome

**078A-G05X1A-63** ■E27  TC-TSE 20W max.

▲  
 Otros acabados pigmentados (Pag. 406)  
 Other finishes available (Pag. 406)  
 Autres finis de couleur (Pag. 406)  
 Outros acabamentos de cor (Pag. 406)



- 63 ■ Piedra Leccese rosso mattone / Leccese rosso mattone stone / Pierre Leccese rosso mattone / Pedra Leccese rosso mattone

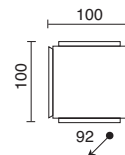


elis



**196A-H20X1A-64** ■

G9 LED 2,5W 160lm 3000K/4000K



Lámparas recomendadas / Recommended lamps  
Lampes recommandées / Lâmpadas recomendadas

G9



Pag. 393

▲  
Otros acabados pigmentados (Pag. 406)  
Other finishes available (Pag. 406)  
Autres finis de couleur (Pag. 406)  
Outros acabamentos de cor (Pag. 406)



-64 ■ Crema / Cream / Crème / Creme

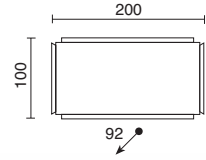


# himera




**197A-G05X1A-64** ■

E27 TC-TSE 20W max.



▲  
 Otros acabados pigmentados (Pag. 406)  
 Other finishes available (Pag. 406)  
 Autres finis de couleur (Pag. 406)  
 Outros acabamentos de cor (Pag. 406)

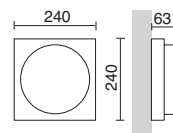


-64 ■ Crema / Cream / Crème / Creme

sterlo

**566B-L0114B-30** □

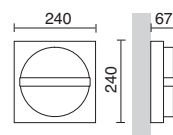
LED 13,6W 1500lm 3000K

**566B-L0213B-30** □

LED 12,5W 1500lm 4000K

**566A-L0114B-30** □

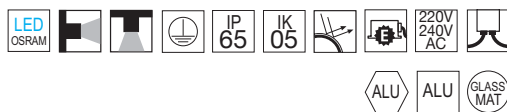
LED 13,6W 1500lm 3000K

**566A-L0213B-30** □

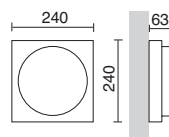
LED 12,5W 1500lm 4000K



# sterlo



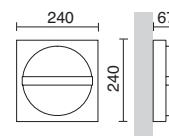
**566B-L0114B-04** ■  
LED 13,6W 1500lm 3000K



**566B-L0213B-04** ■  
LED 12,5W 1500lm 4000K



**566A-L0114B-04** ■  
LED 13,6W 1500lm 3000K

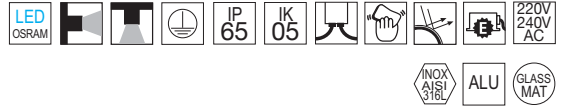


**566A-L0213B-04** ■  
LED 12,5W 1500lm 4000K



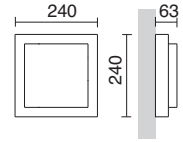
-04 ■ Antracita / Anthracite / Anthracite / Antracite

# loster



**565B-L0213B-30** □

LED 12,5W 1500lm 4000K



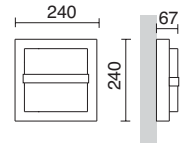
**565B-L0114B-30** □

LED 13,6W 1500lm 3000K



**565A-L0213B-30** □

LED 12,5W 1500lm 4000K



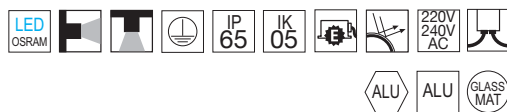
**565A-L0114B-30** □

LED 13,6W 1500lm 3000K

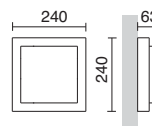


-30 □ Inox / Stainless steel / Inox / Inox

loster

**565B-L0114B-04** ■

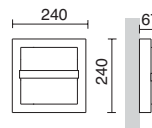
LED, 13,6W 1500lm 3000K

**565B-L0213B-04** ■

LED, 12,5W 1500lm 4000K

**565A-L0114B-04** ■

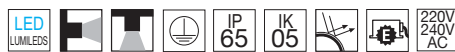
LED, 13,6W 1500lm 3000K

**565A-L0213B-04** ■

LED, 12,5W 1500lm 4000K

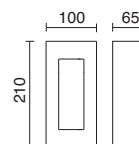


## rectangle



- 562A-L0109B-01
- 562A-L0109B-03
- 562A-L0109B-04

LED 8,7W 780lm 3000K



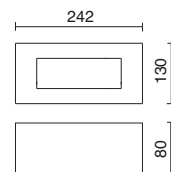
- 562A-L0209B-01
- 562A-L0209B-03
- 562A-L0209B-04

LED 8,7W 800lm 4000K



- 562B-L0113B-01
- 562B-L0113B-03
- 562B-L0113B-04

LED 13W 1190lm 3000K



- 562B-L0213B-01
- 562B-L0213B-03
- 562B-L0213B-04

LED 13W 1210lm 4000K



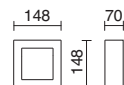


box



- 561A-L0109B-01
- 561A-L0109B-03
- 561A-L0109B-04

LED 8,7W 850lm 3000K



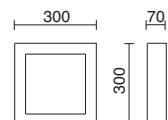
- 561A-L0209B-01
- 561A-L0209B-03
- 561A-L0209B-04

LED 8,7W 900lm 4000K



- 561B-L0120B-01
- 561B-L0120B-03
- 561B-L0120B-04

LED 20W 1900lm 3000K



- 561B-L0220B-01
- 561B-L0220B-03
- 561B-L0220B-04

LED 20W 2000lm 4000K

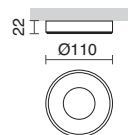


viena



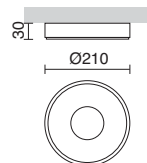
**403C-L0105B-01** □

LED SMD 4,3W 400lm 3000K



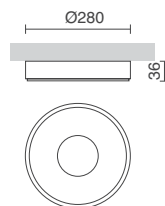
**403A-L0112B-01** □

LED COB 12W 1700lm 3000K




**403B-L0130B-01** □

LED COB 30W 3600lm 3000K

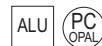


Led con reflector metalizado.  
 Led metalized reflector.  
 Led avec réflecteur métallisé.  
 Led com reflector metalizado.

-01 □ Blanco / White / Blanc / Branco



## viena square

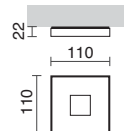


**569C-L0105B-01**

**569C-L0105B-02**

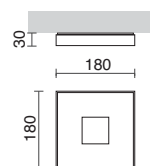
**569C-L0105B-90**

LED SMD 4,3W 400lm 3000K



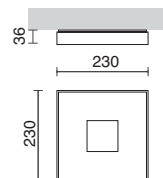
**569B-L0112B-01**

LED COB 12W 1700lm 3000K



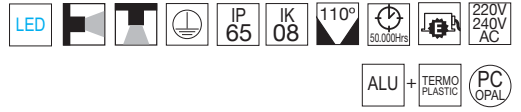
**569A-L0130B-01**

LED COB 30W 3600lm 3000K



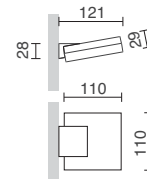
-01  Blanco / White / Blanc / Branco -02  Negro / Black / Noir / Preto -90  Marrón óxido / Oxide brown / Roviile / Marrom óxido

# viena square



- 569D-L0105B-01**
- 569D-L0105B-02**
- 569D-L0105B-90**

LED SMD 1x 4,3W 400lm 3000K



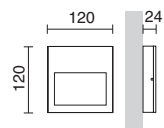
slim



**580A-L0104B-03**

**580A-L0104B-04**

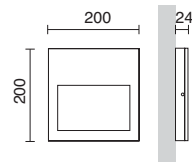
LED 3,5W 408lm 3000K




**580B-L0110B-03**

**580B-L0110B-04**

LED 10W 1224lm 3000K







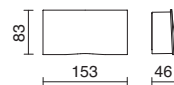
# aldiola



**483B-L0107B-01**

**483B-L0107B-03**

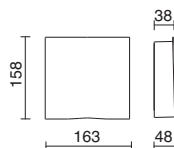
LED COB 6,5W 550lm 3000K



**483A-L0112B-01**

**483A-L0112B-03**


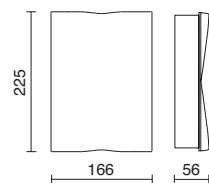
LED COB 12W 1700lm 3000K



**483C-L01C1B-01**

**483C-L01C1B-03**

LED COB 2x 26W 2x 3400lm 3000K




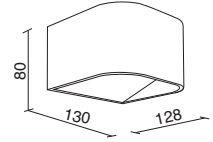
-01  Blanco / White / Blanc / Branco -03  Gris / Grey / Gris / Cinzento

# zenda



**461A-L0206A-03** ■  
**461A-L0206A-04** ■

LED COB 6W 350lm 4000K



-03 ■ Gris / Grey / Gris / Cinzento

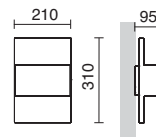
-04 ■ Antracita / Anthracite / Anthracite / Antracite

aliano



**475A-F1318B-04** ■

G24 q2  TC-DE 18W



-04 ■ Antracita / Anthracite / Anthracite / Antracite



biel



**033B-L0109B-01**

**033B-L0109B-03**

**033B-L0109B-90**

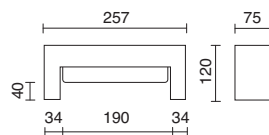
LED 8,7W 780lm 3000K

**033B-L0209B-01**

**033B-L0209B-03**

**033B-L0209B-90**

LED 8,7W 800lm 4000K



**033A-L0115B-01**

**033A-L0115B-03**

**033A-L0115B-90**

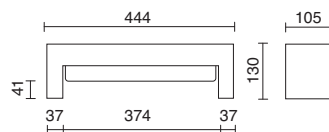
LED 15W 1600lm 3000K

**033A-L0215B-01**

**033A-L0215B-03**

**033A-L0215B-90**

LED 15W 1650lm 4000K

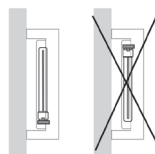
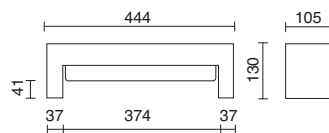


**033A-F0224B-01**

**033A-F0224B-03**

**033A-F0224B-90**

2G11 TC-L 24W



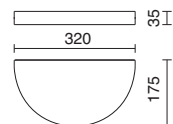


arc



**652A-L0115B-03** ■

LED 15W 2000lm 3000K



**652A-L0215B-03** ■

LED 15W 2360lm 4000K




**652B-L0115B-03** ■

LED 15W 2000lm 3000K



**652B-L0215B-03** ■

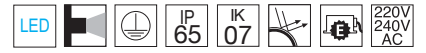
LED 15W 2360lm 4000K



-03 ■ Gris / Grey / Gris / Cinzento

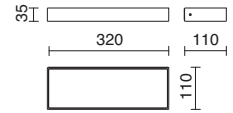


# codet



**651A-L0115B-03** ■

LED 15W 2000lm 3000K



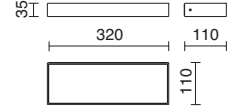
**651A-L0215B-03** ■

LED 15W 2360lm 4000K




**651B-L0115B-03** ■

LED 15W 2000lm 3000K



**651B-L0215B-03** ■

LED 15W 2360lm 4000K



-03 ■ Gris / Grey / Gris / Cinzento

# seth



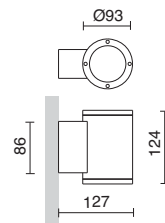
**399E-L0105B-04** ■  
**399E-L0105B-90** ■

LED 4,5W 420lm 3000K



**399E-L01C4B-04** ■  
**399E-L01C4B-90** ■

LED 2x 4,5W 2x 420lm 3000K



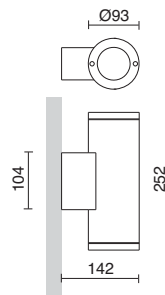
**399A-G21X1A-04** ■  
**399A-G21X1A-90** ■

GU10 LED 3,5W / 4,5W  
 GU10 PAR16 50W max.



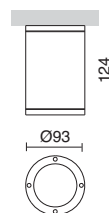
**399B-G21X1A-04** ■  
**399B-G21X1A-90** ■

GU10 LED 2x 3,5W / 4,5W  
 GU10 PAR16 2x 50W max.



**399F-L0105B-04** ■

LED 4,5W 420lm 3000K



Lámparas recomendadas / Recommended lamps  
 Lampes recommandées / Lâmpadas recomendadas

**LED PRO**



Pag. 393



seth



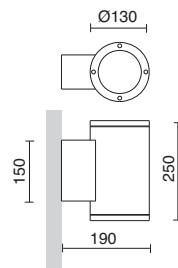
**399C-G05X1A-04** ■  
**399C-G05X1A-90** ■

E27 PAR30 75W max.



**399C-L0118B-04** ■  
**399C-L0118B-90** ■

LED 17,6W 1665lm 3000K



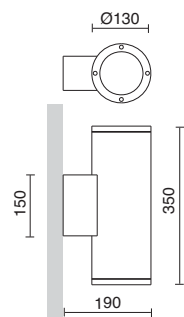
**399C-L01H3B-04** ■  
**399C-L01H3B-90** ■

LED 2x 17,6W 2x 1665lm 3000K




**399D-G05X1A-04** ■  
**399D-G05X1A-90** ■

E27 PAR30 2x 75W max.

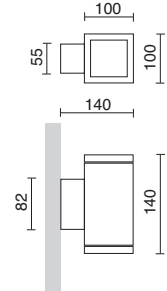


teka



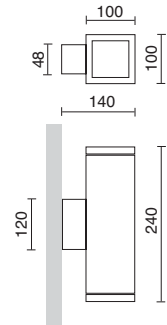
**398C-L0109B-04** ■  
**398C-L0109B-90** ■

LED 8,7W 850lm 3000K



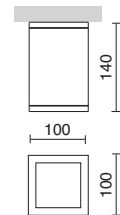
**398C-L01G9B-04** ■  
**398C-L01G9B-90** ■

LED 2x 8,7W 2x 850lm 3000K



**398D-L0109B-02** ■  
**398D-L0109B-03** ■

LED 8,7W 850lm 3000K



**398D-G2150A-02** ■  
**398D-G2150A-03** ■

GU10 LED 3,5W / 4,5W  
 GU10 PAR16 50W max.

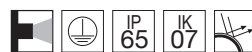
Lámparas recomendadas / Recommended lamps  
 Lampes recommandées / Lâmpadas recomendadas

LED PRO



Pag. 393

teka



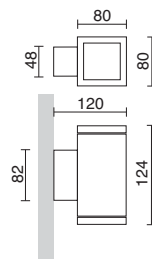
**398A-L0105B-04** ■  
**398A-L0105B-90** ■

LED 4,5W 420lm 3000K



**398A-G21X1A-04** ■  
**398A-G21X1A-90** ■

GU10 LED 3,5W / 4,5W  
 GU10 PAR16 50W max.



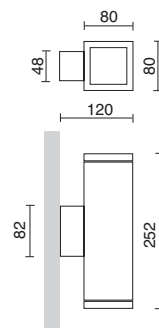
**398B-L01C4B-04** ■  
**398B-L01C4B-90** ■

LED 2x 4,5W 2x 420lm 3000K



**398B-G21X1A-04** ■  
**398B-G21X1A-90** ■

GU10 LED 2x 3,5W / 4,5W  
 GU10 PAR16 2x 50W max.



Lámparas recomendadas / Recommended lamps  
 Lampes recommandées / Lâmpadas recomendadas



Pag. 393

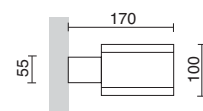
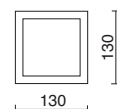
-04 ■ Antracita / Anthracite / Anthracite / Antracite -90 ■ Marrón óxido / Oxide brown / Røville / Marrom óxido



milan

**400A-G31X1A-04** ■**400A-G31X1A-90** ■

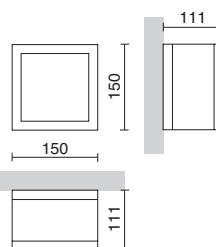
GX53 LED T2 3W / 4W / 6W

**400B-G31X1A-04** ■**400B-G31X1A-90** ■

GX53 LED T2 2x (3W / 4W / 6W)

**400C-G31X1A-01** □**400C-G31X1A-04** ■

GX53 LED T2 3W / 4W / 6W



Lámparas recomendadas  
Recommended lamps  
Lampes recommandées  
Lâmpadas recomendadas

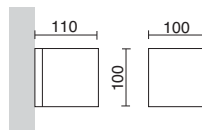
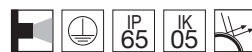
**LED T2**

Pag. 391













# mirca

















  **204A-G31X1A-03**   
GX53  LED T2 3W / 4W / 6W

  **204A-L0105B-02**   
**204A-L0105B-03**   
  LED  4,5W 420lm 3000K



  **204A-G21X1A-02**   
**204A-G21X1A-03**   
GU10  LED 3,5W / 4,5W  
GU10  PAR16 35W

  **204B-L01C4B-02**   
**204B-L01C4B-03**   
  LED  2x 4,5W 2x 420lm 3000K

  **204C-L01H1B-02**   
**204C-L01H1B-03**   
  LED  2x 4,5W 2x 420lm 3000K

Lámparas recomendadas  
Recommended lamps  
Lampes recommandées  
Lâmpadas recomendadas



Pag. 393

Pag. 391



linea

**179C-L0109A-01** **179C-L0109A-03** **179C-L0109A-04** 

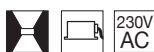
LED 8,4W 825lm 3000K

**179D-F1226B-01** **179D-F1226B-03** **179D-F1226B-04** 

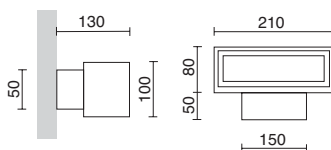
G24 d3 TC-D 26W

**179D-L01H2A-01** **179D-L01H2A-03** **179D-L01H2A-04** 

LED 2x8,4W 2x825lm 3000K

**179C-F1226B-01** **179C-F1226B-03** **179C-F1226B-04** 

G24 d3 TC-D 26W

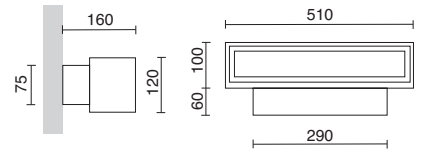


linea



- 179B-F02C3B-03
- 179B-F02C3B-04

2G11 TC-L 2x 36W



-03  Gris / Grey / Gris / Cinzento    -04  Antracita / Anthracite / Anthracite / Antracite

ona



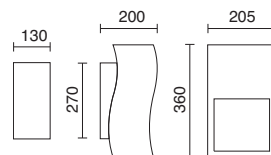
**556A-M3670B-04** ■

HIT-DE RX7s 70W



**556B-M3670B-04** ■

HIT-DE RX7s 70W

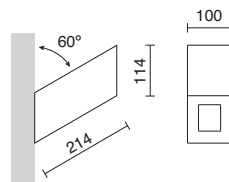


uncas



**581A-L0113B-03** ■

LED 13W 1190lm 3000K





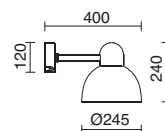
## bari

**472B-G05X1A-03** ■

E27 LED 4W / 6W / 6,6W

E27 TC-TSE 23W max.

E27 HAL 42W



Lámparas recomendadas  
Recommended lamps  
Lampes recommandées  
Lâmpadas recomendadas

**LED FILAMENT**

Pag. 392

Pag. 224



## fiona

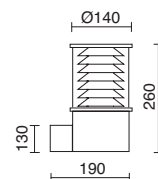
**109A-F1426B-30** ■

G24 q3 TC-DE 26W

LED

**109A-L0109B-30** ■

LED 11,1W 1180lm 3000K



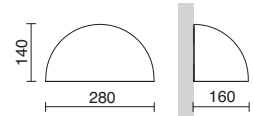
Pag. 214







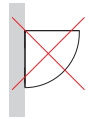
cupol

**484A-G05X1A-41** E27  LED 4W / 6W / 6,6WE27  TC-TSE 23W max.E27  HAL 42W

Lámparas recomendadas  
Recommended lamps  
Lampes recommandées  
Lâmpadas recomendadas

**LED FILAMENT**

Pag. 392

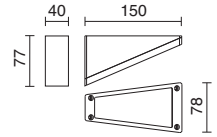
-41  Acero Galvanizado / Galvanized Steel / Acier galvanisé / Aço galvanizado

# tringlo



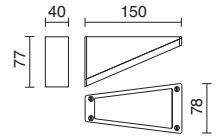
- 330A-L0105B-03
- 330A-L0105B-04
- 330A-L0105B-90

LED 4,5W 420lm 3000K



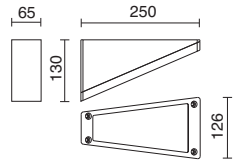
- 330A-L0205B-03
- 330A-L0205B-04
- 330A-L0205B-90

LED 4,5W 505lm 4000K



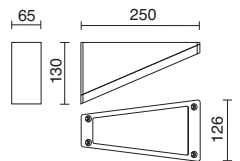
- 330B-L0113B-03
- 330B-L0113B-04
- 330B-L0113B-90

LED 13W 1190lm 3000K



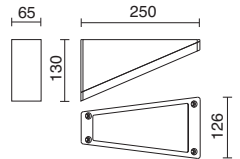
- 330B-L0213B-03
- 330B-L0213B-04
- 330B-L0213B-90

LED 13W 1210lm 4000K



- 330B-F1426B-03
- 330B-F1426B-04
- 330B-F1426B-90

G24 q3 TC-DE 26W



# selecta



**278A-F0124B-04** ■

2G10 TC-FL 24W



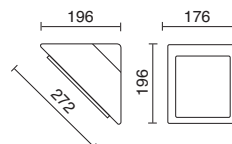
**277A-L0119B-04** ■

LED 19W 1850lm 3000K



**277A-L0219B-04** ■

LED 19W 1900lm 4000K



Pag. 190



# triplo

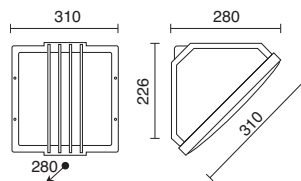


**331A-F12C1B-01** □

**331A-F12C1B-02** ■

**331A-F12C1B-03** ■

G24 d3 TC-D 2x 26W



Disponible con emergencia, bajo pedido.  
Emergency version available to order.  
Disponible avec éclairage de sécurité, sur demande.  
Disponível com Emergência, sob pedido.



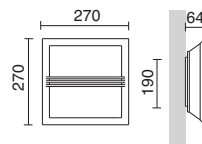
# lucas



**563A-L0120B-03**

**563A-L0120B-04**


LED 19,5W 1910lm 3000K



**563A-L0220B-03**

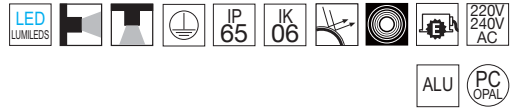
**563A-L0220B-04**

LED 19,5W 2007lm 4000K



-03  Gris / Grey / Gris / Cinzento    -04  Antracita / Anthracite / Anthracite / Antracite

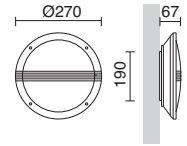
unai



**564A-L0120B-03**

**564A-L0120B-04**

LED 19,5W 1910lm 3000K



**564A-L0220B-03**

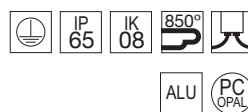
**564A-L0220B-04**

LED 19,5W 2007lm 4000K

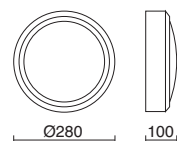


-03  Gris / Grey / Gris / Cinzento -04  Antracita / Anthracite / Anthracite / Antracite

# daira



- 575B-G05X1A-01**
- 575B-G05X1A-03**
- 575B-G05X1A-04**
- 575B-G05X1A-91**



- E27 LED 4W / 6W / 6,6W
- E27 TC-TSE 20W max.
- E27 HAL 42W

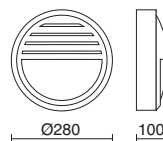


- 575B-L0118B-01**
- 575B-L0118B-03**
- 575B-L0118B-04**
- 575B-L0118B-91**

LED 17,5W 1550lm 3000K



- 575C-G05X1A-01**
- 575C-G05X1A-03**
- 575C-G05X1A-04**
- 575C-G05X1A-91**



- E27 LED 4W / 6W / 6,6W
- E27 TC-TSE 20W max.
- E27 HAL 42W



- 575C-L0118B-01**
- 575C-L0118B-03**
- 575C-L0118B-04**
- 575C-L0118B-91**

LED 17,5W 1550lm 3000K

Lámparas recomendadas / Recommended lamps  
Lampes recommandées / Lâmpadas recomendadas

## LED FILAMENT



Pag. 392

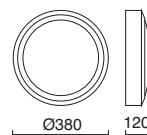




daira

110V  
240V  
ACALU  
PC  
OPAL

- 575A-G05X1A-01
- 575A-G05X1A-03
- 575A-G05X1A-04
- 575A-G05X1A-91



E27 LED 2x 4W / 6W / 6,6W

E27 TC-TSE 2x 20W max.

E27 HAL 2x 42W

Lámparas recomendadas / Recommended lamps  
Lampes recommandées / Lâmpadas recomendadas

## LED FILAMENT



Pag. 392

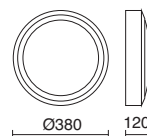
220V  
240V  
AC

- 575A-F13B7B-04

G24 q2 TC-DE 2x 18W

- 575A-F14C1B-04

G24 q3 TC-DE 2x 26W

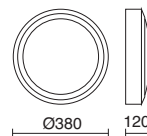
220V  
240V  
AC

- 575A-F13B7P-04

G24 q2 TC-DE 2x 18W

## EMERGENCY

G24 q2 TC-DE 1x 18W (3h. max)



- 575A-F14C1P-04

G24 q3 TC-DE 2x 26W

## EMERGENCY

G24 q3 TC-DE 1x 26W (3h. max)



kappa

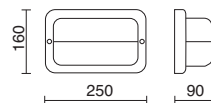


**166A-G05X1A-01** □  
**166A-G05X1A-02** ■

E27 LED 4W / 6W / 6,6W

E27 TC-TSE 20W max.

E27 HAL 42W

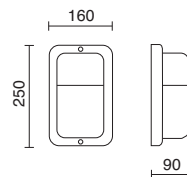


**166B-G05X1A-01** □  
**166B-G05X1A-02** ■

E27 LED 4W / 6W / 6,6W

E27 TC-TSE 20W max.

E27 HAL 42W



Lámparas recomendadas / Recommended lamps  
 Lampes recommandées / Lâmpadas recomendadas

**LED FILAMENT**



Pag. 392

-01 □ Blanco / White / Blanc / Branco    -02 ■ Negro / Black / Noir / Preto

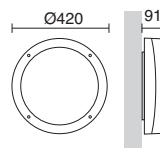
tabu



**307B-G05X1A-01**

**307B-G05X1A-03**

E27 QT32 100W



**307B-F3057B-01**

**307B-F3057B-03**

Gx24 q5 TC-TE 57W

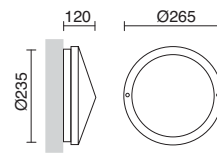


# astra



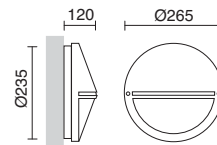
**021A-G05X1A-01**   
**021A-G05X1A-02**

E27 LED 4W / 6W / 6,6W  
 E27 TC-TSE 20W max.  
 E27 HAL 42W



**021B-G05X1A-01**   
**021B-G05X1A-02**

E27 LED 4W / 6W / 6,6W  
 E27 TC-TSE 20W max.  
 E27 HAL 42W



Lámparas recomendadas / Recommended lamps  
 Lampes recommandées / Lâmpadas recomendadas

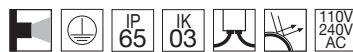
**LED FILAMENT**



Pag. 392

-01  Blanco / White / Blanc / Branco -02  Negro / Black / Noir / Preto

laser

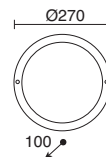


- 174A-G05X1A-01**   
**174A-G05X1A-02**   
**174A-G05X1A-03**

E27 LED 4W / 6W / 6,6W

E27 TC-TSE 20W max.

E27 HAL 42W

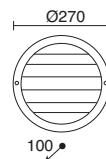


- 174B-G05X1A-01**   
**174B-G05X1A-02**   
**174B-G05X1A-03**

E27 LED 4W / 6W / 6,6W

E27 TC-TSE 20W max.

E27 HAL 42W



Lámparas recomendadas / Recommended lamps  
Lampes recommandées / Lâmpadas recomendadas

**LED FILAMENT**

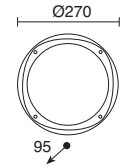


Pag. 392



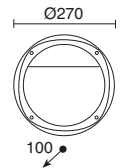
**175B-G05X1A-03** ■

- E27 LED 4W / 6W / 6,6W
- E27 TC-TSE 20W max.
- E27 HAL 42W



**175D-G05X1A-03** ■

- E27 LED 4W / 6W / 6,6W
- E27 TC-TSE 20W max.
- E27 HAL 42W



Lámparas recomendadas / Recommended lamps  
Lampes recommandées / Lâmpadas recomendadas

**LED FILAMENT**



Pag. 392

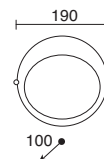
abis

**002C-G05X1A-02** ■

E27 LED 4W / 6W / 6,6W

E27 TC-TSE 20W max.

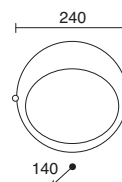
E27 HAL 42W

**002D-G05X1A-02** ■

E27 LED 4W / 6W / 6,6W

E27 TC-TSE 20W max.

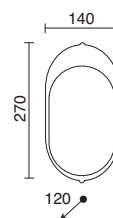
E27 HAL 70W

**002B-G05X1A-02** ■

E27 LED 4W / 6W / 6,6W

E27 TC-TSE 20W max.

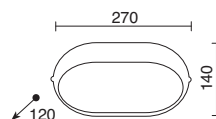
E27 HAL 42W

**002A-G05X1A-01** □**002A-G05X1A-02** ■

E27 LED 4W / 6W / 6,6W

E27 TC-TSE 20W max.

E27 HAL 70W



Lámparas recomendadas / Recommended lamps  
Lampes recommandées / Lâmpadas recomendadas

**LED FILAMENT**

Pag. 392

-01 □ Blanco / White / Blanc / Branco -02 ■ Negro / Black / Noir / Preto





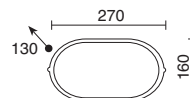
iver

IP  
55**158A-G05X1A-01** □**158A-G05X1A-02** ■

E27 LED 4W / 6W / 6,6W

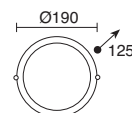
E27 TC-TSE 20W max.

E27 HAL 70W

ALU GLASS  
MATIP  
54**158B-G05X1A-01** □**158B-G05X1A-02** ■

E27 LED 4W / 6W / 6,6W

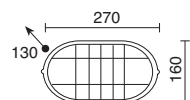
E27 HAL 70W

IP  
55**158D-G05X1A-01** □**158D-G05X1A-02** ■

E27 LED 4W / 6W / 6,6W

E27 TC-TSE 20W max.

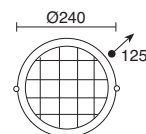
E27 HAL 70W

IP  
55**158E-G05X1A-01** □**158E-G05X1A-02** ■

E27 LED 4W / 6W / 6,6W

E27 TC-TSE 23W max.

E27 HAL 70W

Lámparas recomendadas / Recommended lamps  
Lampes recommandées / Lâmpadas recomendadas

LED FILAMENT



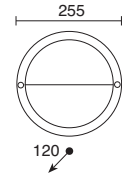
Pag. 392

-01 □ Blanco / White / Blanc / Branco -02 ■ Negro / Black / Noir / Preto



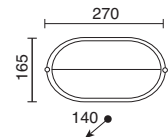
**089A-G05X1A-01** □  
**089A-G05X1A-02** ■

- E27 LED 4W / 6W / 6,6W
- E27 TC-TSE 20W max.
- E27 HAL 70W



**089B-G05X1A-01** □  
**089B-G05X1A-02** ■

- E27 LED 4W / 6W / 6,6W
- E27 TC-TSE 23W max.
- E27 HAL 70W



Lámparas recomendadas / Recommended lamps  
 Lampes recommandées / Lâmpadas recomendadas

**LED FILAMENT**

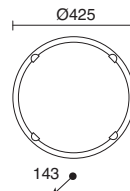


Pag. 392

alba

**007C-L0118B-01** 

LED COB 18W 2200lm 3000K

**007C-L0118R-01** 

LED COB 18W 2200lm 3000K

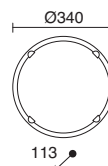
EMERGENCY: LED 10W 400lm 3000K (3h max.)

**007C-F12C1B-01** 

G24 d3 TC-D 2x26W

**007B-L0111B-01** 

LED COB 11W 1700lm 3000K

**007B-F11B7B-01** **007B-F11B7B-02** 

G24 d2 TC-D 2x18W

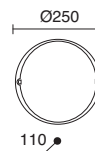
**007A-G05X1A-01** **007A-G05X1A-02** 

E27 LED 4W / 6W / 6,6W

E27 TC-TSE 11W max.

E27 HAL 42W

E27 HAL 60W

Lámparas recomendadas / Recommended lamps  
Lampes recommandées / Lâmpadas recomendadas

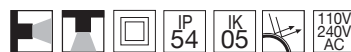
LED FILAMENT



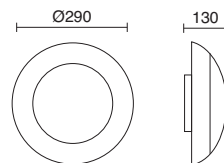
Pag. 392



# tandem



- 312A-G05X1A-01
- 312A-G05X1A-02
- 312A-G05X1A-03



- E27 LED 4W / 6W / 6,6W
- E27 TC-TSE 20W max.
- E27 HAL 42W



Disponible con emergencia, bajo pedido.  
Emergency version available to order.  
Disponible avec éclairage de sécurité, sur demande.  
Disponível com Emergência, sob pedido.



Disponible con sensor de movimiento.  
Motion sensor available to order.  
Disponible avec senseur de mouvement  
Encomendas com sensor de movimento.


Lámparas recomendadas / Recommended lamps  
Lampes recommandées / Lâmpadas recomendadas

### LED FILAMENT

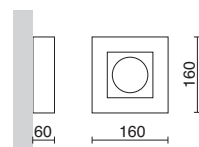


Pag. 392

# tavalan

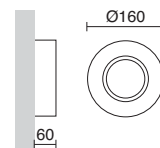


- 309A-G31X1A-04



- GX53 LED T2 3W / 4W / 6W

- 309B-G31X1A-04



- GX53 LED T2 3W / 4W / 6W

Lámparas recomendadas / Recommended lamps  
Lampes recommandées / Lâmpadas recomendadas

### LED T2



Pag. 391

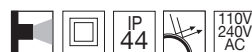
Pag. 140





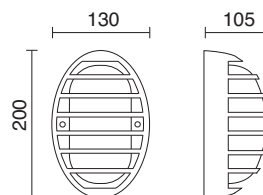
-04 ■ Antracita / Anthracite / Anthracite / Antracite

exit



- 102A-G05X1A-01**
- 102A-G05X1A-02**
- 102A-G05X1A-03**

E27  TC-TSE 11W max.



Con entrada lateral y posterior.  
With side and back inlet.  
Avec entrée latérale et arrière.  
Com entrada lateral e traseir.

-01  Blanco / White / Blanc / Branco -02  Negro / Black / Noir / Preto -03  Gris / Grey / Gris / Cinzento

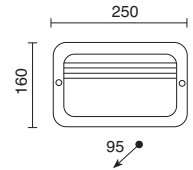


prima



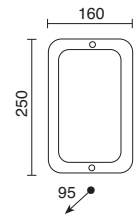
**255A-G05X1A-01** □  
**255A-G05X1A-02** ■

- E27 LED 4W / 6W / 6,6W
- E27 TC-TSE 11W max.
- E27 HAL 42W



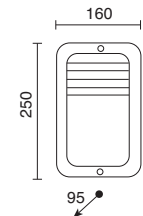
**255C-G05X1A-01** □  
**255C-G05X1A-02** ■

- E27 LED 4W / 6W / 6,6W
- E27 TC-TSE 11W max.
- E27 HAL 42W



**255B-G05X1A-01** □  
**255B-G05X1A-02** ■

- E27 LED 4W / 6W / 6,6W
- E27 TC-TSE 11W max.
- E27 HAL 42W



Lámparas recomendadas / Recommended lamps  
 Lampes recommandées / Lâmpadas recomendadas

LED FILAMENT



Pag. 392

-01 □ Blanco / White / Blanc / Branco -02 ■ Negro / Black / Noir / Preto

kit

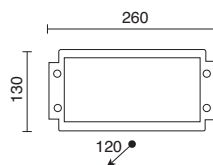


**170A-G05X1A-01** □  
**170A-G05X1A-02** ■

E27 LED 4W / 6W / 6,6W

E27 TC-TSE 20W max.

E27 HAL 42W

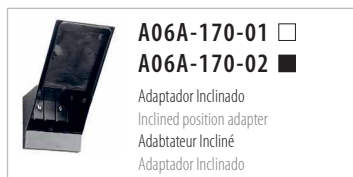
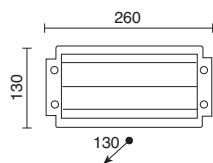


**170B-G05X1A-01** □  
**170B-G05X1A-02** ■

E27 LED 4W / 6W / 6,6W

E27 TC-TSE 20W max.

E27 HAL 42W



170B-G05X1A-02 + A06A-170-02

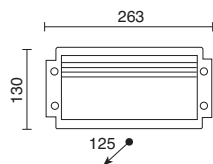


**170C-G05X1A-01** □  
**170C-G05X1A-02** ■

E27 LED 4W / 6W / 6,6W

E27 TC-TSE 20W max.

E27 HAL 42W



Lámparas recomendadas / Recommended lamps  
 Lampes recommandées / Lâmpadas recomendadas

**LED FILAMENT**



Pag. 392

-01 □ Blanco / White / Blanc / Branco -02 ■ Negro / Black / Noir / Preto



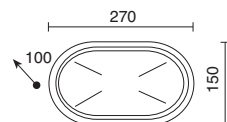
plaff

**240B-G05X1A-01** □**240B-G05X1A-02** ■

E27 LED 4W / 6W / 6,6W

E27 TC-TSE 11W max.

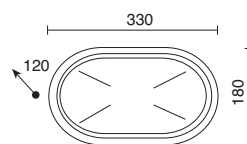
E27 HAL 42W

**240C-G05X1A-01** □**240C-G05X1A-02** ■

E27 LED 4W / 6W / 6,6W

E27 TC-TSE 15W max.

E27 HAL 42W



Lámparas recomendadas / Recommended lamps  
Lampes recommandées / Lâmpadas recomendadas

**LED FILAMENT**

Pag. 392

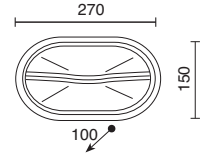
-01 □ Blanco / White / Blanc / Branco -02 ■ Negro / Black / Noir / Preto

# plaff



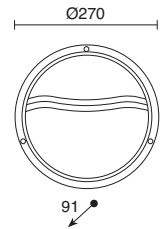
**240A-G05X1A-01** □  
**240A-G05X1A-02** ■

- E27 LED 4W / 6W / 6,6W
- E27 TC-TSE 11W max.
- E27 HAL 42W



**240D-G05X1A-01** □  
**240D-G05X1A-02** ■

- E27 LED 4W / 6W / 6,6W
- E27 TC-TSE 11W max.
- E27 HAL 42W



Lámparas recomendadas / Recommended lamps  
 Lampes recommandées / Lâmpadas recomendadas

**LED FILAMENT**



Pag. 392

-01 □ Blanco / White / Blanc / Branco    -02 ■ Negro / Black / Noir / Preto





empotrables

recessed

encastrés

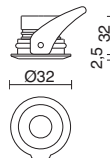
encastráveis

vibo



**582A-L0101H-30** □

LED 1W 117lm 3000K



**582A-L0201H-30** □

LED 1W 126lm 4000K

Alimentadores / Power supplies / Alimentateurs / Alimentadores



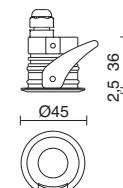
+ Info pag. 400-401

Pag. 131



**582B-L0102J-30** □

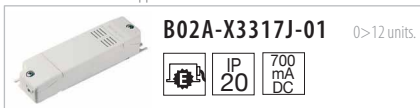
LED 2W 210lm 3000K



**582B-L0202J-30** □

LED 2W 210lm 4000K

Alimentadores / Power supplies / Alimentateurs / Alimentadores



+ Info pag. 400-401

Pag. 131





vibo

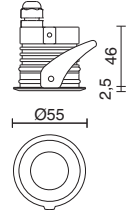


**582C-L0103M-30** □

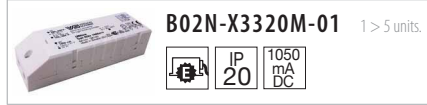
LED 3W 290lm 3000K

**582C-L0203M-30** □

LED 3W 290lm 4000K




Alimentadores / Power supplies / Alimentateurs / Alimentadores



**B02N-X3320M-01** 1 > 5 units.

+ Info pag. 400-401

Pag. 131



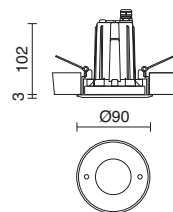
-30 □ Inox / Stainless steel / Inox / Inox

# sofito



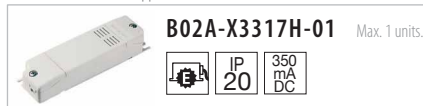
**290A-L0210H-30** □

LED 10W 895lm 4000K



Con óptica especular de alto rendimiento.  
High efficiency specular optics.  
Avec optique haute performance.  
Com óptica especular de alto rendimiento.

Alimentadores / Power supplies / Alimentateurs / Alimentadores



**B02A-X3317H-01** Max. 1 units.



+ Info pag. 400-401



**290A-G21X1A-30** □

GU4 QR-CB 20W


Alimentadores / Power supplies / Alimentateurs / Alimentadores



**B02J-X3350D-02** Max. 2 units.

230/12V 50W 8x7,8x6cm

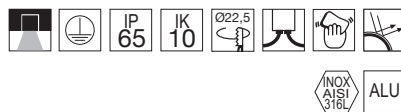
+ Info pag. 400-401



-30 □ Inox / Stainless steel / Inox / Inox

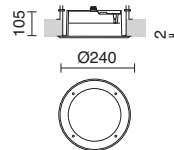


tecto



**316A-F2626B-01** □

GX24 d3 TC-T 26W



**316A-F2626B-30** □

GX24 d3 TC-T 26W



**316B-L0126B-30** □

LED COB 26W 2689lm 3000K



-01 □ Blanco / White / Blanc / Branco

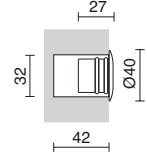
-30 □ Inox / Stainless steel / Inox / Inox

# malta



**190A-L0202I-30** □

LED 1,6W 158lm 4000K



Alimentadores / Power supplies / Alimentateurs / Alimentadores



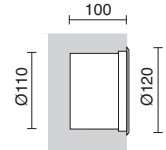
+ Info pag. 400-401

# clic

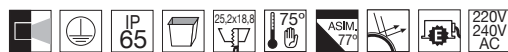


**058A-L0105B-30** □

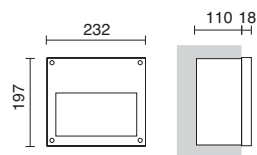
LED 4,5W 420lm 3000K




smart

LED  
CITIZEN**289A-L0110B-04** ■

LED 10W 1224lm 3000K

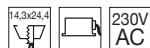
**289A-F1318B-02** ■**289A-F1318B-03** ■

G24 q2 TC-DE 18W



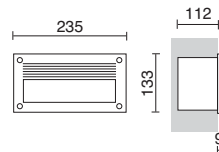
-02 ■ Negro / Black / Noir / Preto   -03 ■ Gris / Grey / Gris / Cinzento   -04 ■ Antracita / Anthracite / Anthracite / Antracite

# rima



- 261A-F1226B-01
- 261A-F1226B-04
- 261A-F1226B-90

G24 d3 TC-D 26W



- 261A-L0109B-01
- 261A-L0109B-04
- 261A-L0109B-90

LED 8,7W 780lm 3000K

- 261A-L0209B-01
- 261A-L0209B-04
- 261A-L0209B-90

LED 8,7W 800lm 4000K

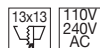
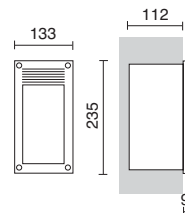


- 261B-L0109B-01
- 261B-L0109B-04
- 261B-L0109B-90

LED 8,7W 850lm 3000K

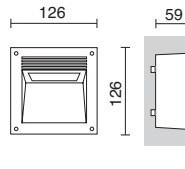
- 261B-L0209B-01
- 261B-L0209B-04
- 261B-L0209B-90

LED 8,7W 900lm 4000K



- 261C-H20X1A-01
- 261C-H20X1A-04
- 261C-H20X1A-90

G9 QT-14 40W (7,5cm)



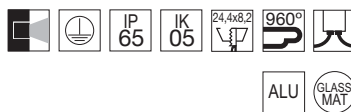
- 261C-L0105B-01
- 261C-L0105B-04
- 261C-L0105B-90

LED 4,5W 420lm 3000K

- 261C-L0205B-01
- 261C-L0205B-04
- 261C-L0205B-90

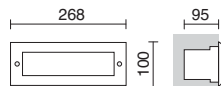
LED 4,5W 505lm 4000K

# barri



**574C-L0109B-03** ■  
**574C-L0109B-04** ■

LED 8,7W 660lm 3000K



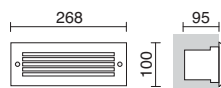
**574C-G1013B-03** ■  
**574C-G1013B-04** ■

G24d1 TC-D 13W



**574D-L0109B-03** ■  
**574D-L0109B-04** ■

LED 8,7W 660lm 3000K



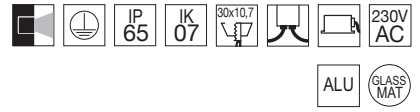
**574D-G1013B-03** ■  
**574D-G1013B-04** ■

G24d1 TC-D 13W



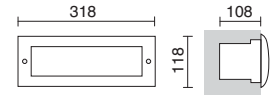


# barri



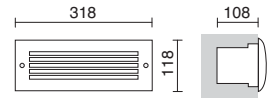
**574A-G1226B-03** ■  
**574A-G1226B-04** ■

G24d3 TC-D 26W



**574B-G1226B-03** ■  
**574B-G1226B-04** ■

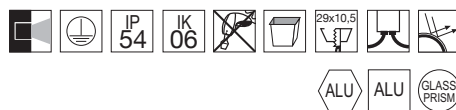
G24d3 TC-D 26W



-03 ■ Gris / Grey / Gris / Cinzento

-04 ■ Antracita / Anthracite / Anthracite / Antracite

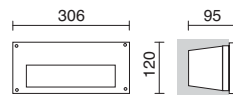
dublin



**401A-L0113B-03** ■

**401A-L0113B-04** ■

LED 13W 1190lm 3000K



**401A-G05X1A-03** ■

**401A-G05X1A-04** ■

E27 LED 4W / 6W / 6,6W

E27 TC-TSE 23W max.

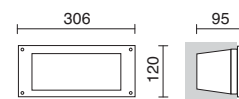
E27 HAL 42W



**401B-L0113B-03** ■

**401B-L0113B-04** ■

LED 13W 1190lm 3000K



**401B-G05X1A-03** ■

**401B-G05X1A-04** ■

E27 LED 4W / 6W / 6,6W

E27 TC-TSE 23W max.

E27 HAL 42W



Lámparas recomendadas / Recommended lamps  
Lampes recommandées / Lâmpadas recomendadas

**LED FILAMENT**



Pag. 392

**LED MODUL**



Pag. 393

-03 ■ Gris / Grey / Gris / Cinzento -04 ■ Antracita / Anthracite / Anthracite / Antracite

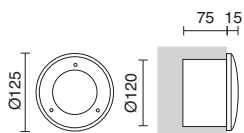


zip



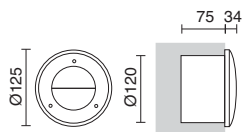
**576A-G31X1A-30** □

GX53 LED T2 3W



**576B-G31X1A-03** □

GX53 LED T2 3W



Lámparas recomendadas / Recommended lamps  
Lampes recommandées / Lâmpadas recomendadas

**LED T2**



Pag. 391

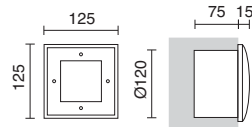
-03 □ Gris / Grey / Gris / Cinzento    -30 □ Inox / Stainless steel / Inox / Inox

zap



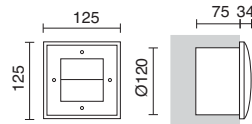
**577A-G31X1A-30** □

GX53 LED T2 3W



**577B-G31X1A-03** □

GX53 LED T2 3W



Lámparas recomendadas / Recommended lamps  
Lampes recommandées / Lâmpadas recomendadas

**LED T2**



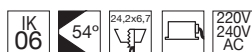
Pag. 391

-03 □ Gris / Grey / Gris / Cinzento    -30 □ Inox / Stainless steel / Inox / Inox

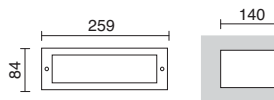
argin

**018A-L0107B-30** □

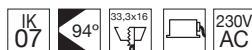
LED 6,2W 820lm 3000K

**018A-F1013B-30** □

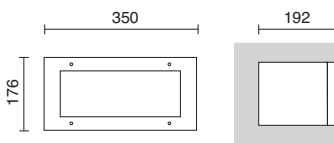
G24 d1 TC-D 13W



Ideal para sustitución de ladrillo obra vista.  
 Ideal for replacement of the brick (unplastered wall).  
 Idéal pour le remplacement de la brique (travaux vus).  
 Ideal para substituição do tijolo (fachadas de tijolo aparente).

**018B-F12C1B-30** □

G24 d3 TC-D 2x 26W





silbo




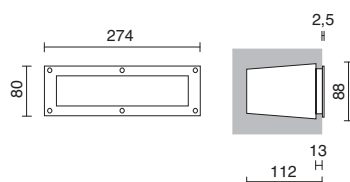
**284A-L0110B-30** □

LED 10W 1050lm 3000K



**284A-F1118B-30** □

G24 d2 TC-D 18W



-30 □ Inox / Stainless steel / Inox / Inox



# silbo



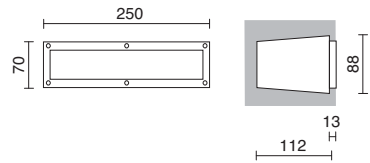
**284A-L0110B-03** ■

LED 10W 1050lm 3000K



**284A-F1118B-03** ■

G24 d2 TC-D 18W



Ideal para sustitución de ladrillo obra vista.  
 Ideal for replacement of the brick (unplastered wall).  
 Idéal pour le remplacement de la brique (travaux vus).  
 Ideal para substituição do tijolo (fachadas de tijolo aparente).

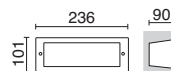


-03 ■ Gris / Grey / Gris / Cinzento

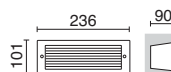
pilot

**238A-G04X1A-30** □

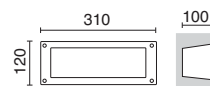
- E14 TC-TSE 11W max.  
 E14 HAL 42W max.  
 E14 LED 4W 400lm 2700K

**238B-G04X1A-30** □

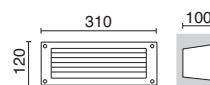
- E14 TC-TSE 11W max.  
 E14 HAL 42W max.  
 E14 LED 4W 400lm 2700K

**238D-G05X1A-30** □

- E27 LED 4W / 6W / 6,6W  
 E27 TC-TSE 15W max.  
 E27 HAL 42W

**238E-G05X1A-30** □

- E27 LED 4W / 6W / 6,6W  
 E27 TC-TSE 15W max.  
 E27 HAL 42W



Lámparas recomendadas / Recommended lamps  
 Lampes recommandées / Lâmpadas recomendadas

**LED FILAMENT** **LED FILAMENT**



Pag. 392



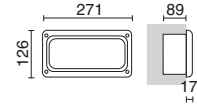
Pag. 392

COC




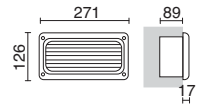
**063A-G05X1A-01** □  
**063A-G05X1A-02** ■

E27 LED 4W / 6W / 6,6W  
 E27 TC-TSE 20W max.  
 E27 HAL 42W



**063B-G05X1A-01** □  
**063B-G05X1A-02** ■

E27 LED 4W / 6W / 6,6W  
 E27 TC-TSE 20W max.  
 E27 HAL 42W



Lámparas recomendadas / Recommended lamps  
 Lampes recommandées / Lâmpadas recomendadas

**LED FILAMENT**



Pag. 392

gamma



**119C-G05X1A-01**

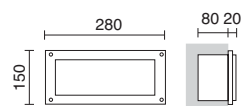
**119C-G05X1A-02**

**119C-G05X1A-03**

E27 LED 4W / 6W / 6,6W

E27 TC-TSE 20W max.

E27 HAL 42W



**119D-G05X1A-01**

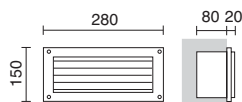
**119D-G05X1A-02**

**119D-G05X1A-03**

E27 LED 4W / 6W / 6,6W

E27 TC-TSE 20W max.

E27 HAL 42W



Lámparas recomendadas / Recommended lamps  
Lampes recommandées / Lâmpadas recomendadas

**LED FILAMENT**



Pag. 392

gamma



- 119A-L0109B-01**
- 119A-L0109B-02**
- 119A-L0109B-03**

LED 8,7W 780lm 3000K

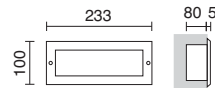


- 119A-G04X1A-01**
- 119A-G04X1A-02**
- 119A-G04X1A-03**

E14 TC-TSE 11W max.

E14 HAL 42W max.

E14 LED 4W 400lm 2700K

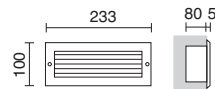


- 119B-G04X1A-01**
- 119B-G04X1A-02**
- 119B-G04X1A-03**

E14 TC-TSE 11W max.

E14 HAL 42W max.

E14 LED 4W 400lm 2700K



Lámparas recomendadas / Recommended lamps  
Lampes recommandées / Lâmpadas recomendadas

**LED FILAMENT**



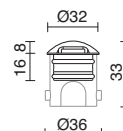
Pag. 392

nody



**665A-L0101H-43** ■

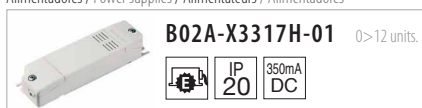
LED 1W 120lm 3000K



**665A-L0201H-43** ■

LED 1W 130lm 4000K

Alimentadores / Power supplies / Alimentateurs / Alimentadores



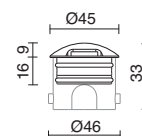
**B02A-X3317H-01** 0>12 units.

+ Info pag. 400-401



**665B-L0102I-43** ■

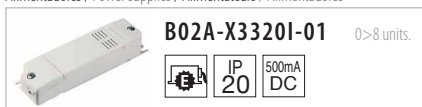
LED 1,5W 160lm 3000K



**665B-L0202I-43** ■

LED 1,5W 170lm 4000K

Alimentadores / Power supplies / Alimentateurs / Alimentadores



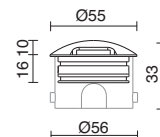
**B02A-X3320I-01** 0>8 units.

+ Info pag. 400-401



**665C-L0102J-43** ■

LED 2W 210lm 3000K



**665C-L0202J-43** ■

LED 2W 230lm 4 000K

Alimentadores / Power supplies / Alimentateurs / Alimentadores

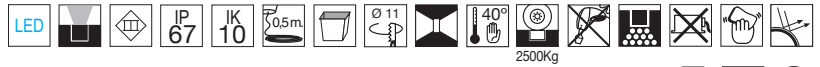


**B02A-X3317J-01** 0>12 units.

+ Info pag. 400-401

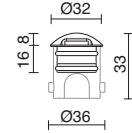
-43 ■ Inox cepillado/ Brushed stainless steel / Inox brossé/ Inox cepillado

nody



**665D-L0101H-43** ■

LED 1W 120lm 3000K



**665D-L0201H-43** ■

LED 1W 130lm 4000K

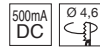
Alimentadores / Power supplies / Alimentateurs / Alimentadores



**B02A-X3317H-01** 0>12 units.

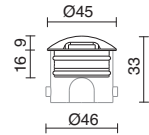


+ Info pag. 400-401



**665E-L0102I-43** ■

LED 1,5W 160lm 3000K



**665E-L0202I-43** ■

LED 1,5W 170lm 4000K

Alimentadores / Power supplies / Alimentateurs / Alimentadores



**B02A-X3320I-01** 0>8 units.

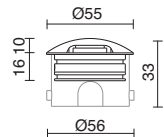


+ Info pag. 400-401



**665F-L0102J-43** ■


LED 2W 210lm 3000K



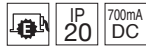
**665F-L0202J-43** ■

LED 2W 230lm 4 000K

Alimentadores / Power supplies / Alimentateurs / Alimentadores



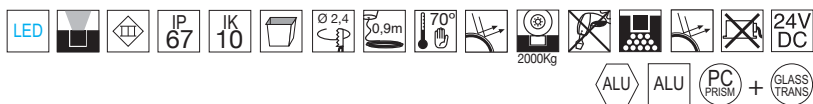
**B02A-X3317J-01** 0>12 units.



+ Info pag. 400-401

-43 ■ Inox cepillado/ Brushed stainless steel / Inox brossé/ Inox cepillado

pussa



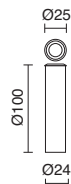
**654A-L0101F-03** ■

LED 1W 98lm 3000K



**654A-L0201F-03** ■

LED 1W 110lm 4000K



**654C-L0101F-03** ■

LED 1W 98lm 3000K



**654C-L0201F-03** ■

LED 1W 110lm 4000K



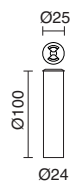
**654E-L0101F-03** ■

LED 1W 98lm 3000K



**654E-L0201F-03** ■

LED 1W 110lm 4000K



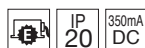
Alimentadores / Power supplies / Alimentateurs / Alimentadores



**B02A-X3317H-01**

0 > 12 units. (654A - 654C - 654E)

0 > 3 units. (654B - 654D - 654F)



+ Info pag. 400-401

-03 ■ Gris / Grey / Gris / Cinzento



pussa



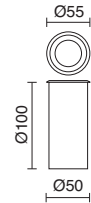
**654B-L0104F-03** ■

LED 4W 320lm 3000K



**654B-L0204F-03** ■

LED 4W 370lm 4000K




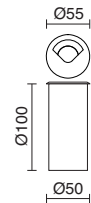
**654D-L0104F-03** ■

LED 4W 320lm 3000K



**654D-L0204F-03** ■

LED 4W 370lm 4000K



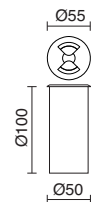
**654F-L0104F-03** ■

LED 4W 320lm 3000K



**654F-L0204F-03** ■

LED 4W 370lm 4000K



Alimentadores / Power supplies / Alimentateurs / Alimentadores



**B02A-X3317H-01**

0 > 12 units. (654A - 654C - 654E)

0 > 3 units. (654B - 654D - 654F)



+ Info pag. 400-401

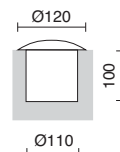
-03 ■ Gris / Grey / Gris / Cinzento

suri



**302A-L0105B-04** ■

LED 4,5W 420lm 3000K



**302A-H20X1A-02** ■

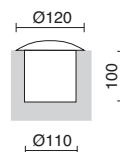
**302A-H20X1A-03** ■

G9 LED 2,5W 160lm 3000K/4000K



**302B-L0105B-04** ■

LED 4,5W 420lm 3000K



**302B-H20X1A-02** ■

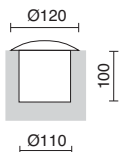
**302B-H20X1A-03** ■

G9 LED 2,5W 160lm 3000K/4000K



**302C-L0105B-04** ■

LED 4,5W 420lm 3000K



**302C-H20X1A-02** ■

**302C-H20X1A-03** ■

G9 LED 2,5W 160lm 3000K/4000K

Lámparas recomendadas / Recommended lamps  
Lampes recommandées / Lâmpadas recomendadas

G9

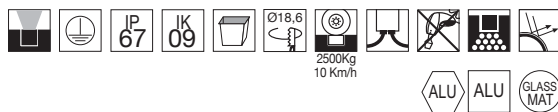


Pag. 393

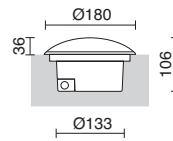


-02 ■ Negro / Black / Noir / Preto -03 ■ Gris / Grey / Gris / Cinzento -04 ■ Antracita / Anthracite / Anthracite / Antracite

# suri big



**303A-L0206A-04** ■  
LED 6W 750lm 4000K

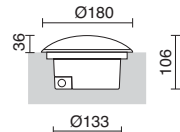


**303A-H20X1A-02** ■  
G9 LED 2,5W 160lm 3000K/4000K

**303A-F1010B-02** ■  
G24 d1 TC-D 10W



**303B-L0206A-04** ■  
LED 6W 750lm 4000K

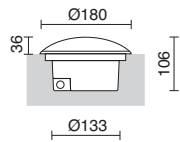


**303B-H20X1A-02** ■  
G9 LED 2,5W 160lm 3000K/4000K

**303B-F1010B-02** ■  
G24 d1 TC-D 10W



**303C-L0206A-04** ■  
LED 6W 750lm 4000K



**303C-H20X1A-02** ■  
G9 LED 2,5W 160lm 3000K/4000K

**303C-F1010B-02** ■  
G24 d1 TC-D 10W

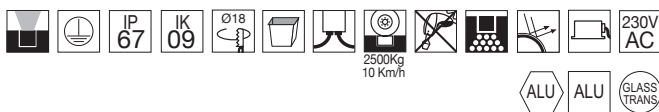
Lámparas recomendadas  
Recommended lamps  
Lampes recommandées  
Lâmpadas recomendadas



Pag. 393

-02 ■ Negro / Black / Noir / Preto -04 ■ Antracita / Anthracite / Anthracite / Antracite


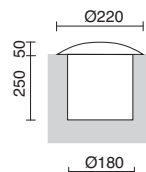
# bertus



032B-F1010B-02 ■

032B-F1010B-03 □

G24 d1 TC-D 10W



-02 ■ Negro / Black / Noir / Preto    -03 □ Gris / Grey / Gris / Cinzento

vibo

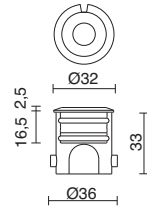


**477A-L0101H-30** □

LED 1W 117lm 3000K

**477A-L0201H-30** □

LED 1W 126lm 4000K



Alimentadores / Power supplies / Alimentateurs / Alimentadores



**B02A-X3317H-01** 0>12 units.

+ Info pag. 400-401

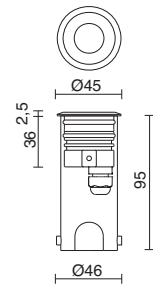


**477B-L0102J-30** □

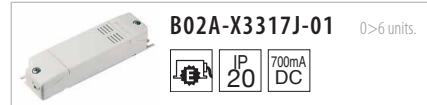
LED 2W 210lm 3000K

**477B-L0202J-30** □

LED 2W 210lm 4000K



Alimentadores / Power supplies / Alimentateurs / Alimentadores



**B02A-X3317J-01** 0>6 units.

+ Info pag. 400-401

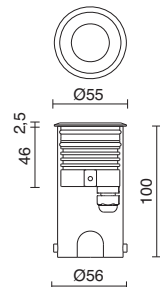


**477C-L0103M-30** □

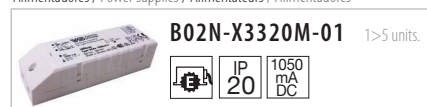
LED 3W 290lm 3000K

**477C-L0203M-30** □

LED 3W 290lm 4000K



Alimentadores / Power supplies / Alimentateurs / Alimentadores



**B02N-X3320M-01** 1>5 units.

+ Info pag. 400-401



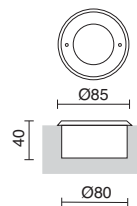
-30 □ Inox / Stainless steel / Inox / Inox

# frank led



- 115A-L0301D-39
- 115A-L0701D-39
- 115A-L1001D-39
- 115A-L0901D-39

LED 0,25W 5500K



Caja universal  
 Universal box  
 Boîte universelle  
 Box universal

Alimentadores / Power supplies / Alimentateurs / Alimentadores Max. 40 units.



+ Info pag. 400-401

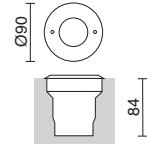
-39  Aluminio anodizado / Anodised aluminium / Aluminium anodisé / Aluminio anodizado

# icaza



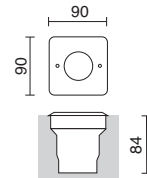
## 570A-L0105B-30

LED COB 4,3W 400lm 3000K



## 570B-L0105B-30

LED COB 4,3W 400lm 3000K



# nuna



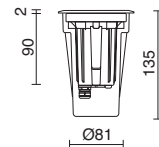
## 664A-L0110H-30

LED 10W 800lm 3000K



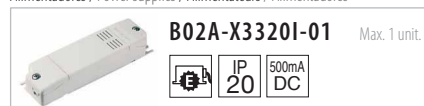
## 664A-L0210H-30

LED 10W 895lm 4000K



▲ Disponible con 2 ópticas diferentes (Narrow 18°, Medium 20°)  
 Available in 2 different beams angles (Narrow 18°, Medium 20°)  
 Disponible avec 2 optiques différentes (Étroite 18°, Moyenne 20°)  
 Disponível com 2 ópticas diferentes (Narrow/estrito 18°, Medium/médio 20°)

Alimentadores / Power supplies / Alimentateurs / Alimentadores



+ Info pag. 400-401

-30 Inox / Stainless steel / Inox / Inox

estambul

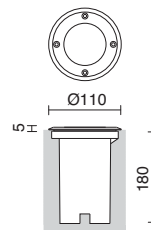


**410A-G21X1A-30**

GU10 LED 3,5W / 4,5W

GU10 T1 7W max.

GU10 PAR16 50W max.

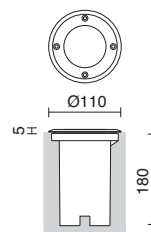


**410A-G21X1A-34**

GU10 LED 3,5W / 4,5W

GU10 T1 7W max.

GU10 PAR16 50W max.



Tornillos antihurto.  
Anti-theft screws.  
Vis anti-vandalisme.  
Parafusos anti-furto.

Posición de portálamparas variable.  
Adjustable lampholder position.  
Position variable de la douille.  
Posição do casquilho variável.

Lámparas recomendadas / Recommended lamps  
Lampes recommandées / Lâmpadas recomendadas

**LED PRO**



Pag. 393

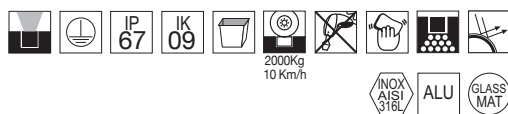
-30 Inox / Stainless steel / Inox / Inox

-34 Latón / Brass / Laiton / Latão



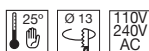
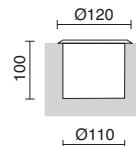


# elio



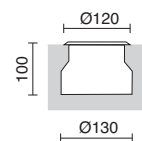
**093A-L0105B-30**

LED 4,5W 420lm 3000K



**093A-G31X1A-30**

GX53 LED T2 3W / 4W / 6W



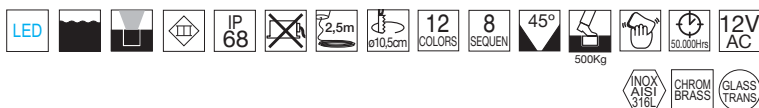
### LED T2

Lámparas recomendadas / Recommended lamps  
Lampes recommandées / Lâmpadas recomendadas



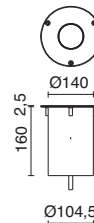
Pag. 391

# mudy



**662A-L0404D-30**

LED 4W - 7VA



**662A-L0304D-30**

LEDS 4W - 6VA 315 lm >5700K

▲ Disponible DMX  
Available in DMX  
Disponible DMX  
Disponível DMX

▲ Disponible en blanco cálido y neutro, y también en color azul, rojo y verde.  
Available in warm white and neutral, and also in blue, red and green.  
Disponible en blanc chaleureux et neutre, et également en couleur bleu, rouge et verte.  
Disponível em branco quente e neutro, e também em azul, vermelho e verde.

▲ Disponible con 2 ópticas diferentes (Narrow 8°, Medium 25°)  
Available in 2 different beams angles (narrow 8°, medium 25°)  
Disponible avec 2 optiques différentes (Étroite 8°, Moyenne 25°)  
Disponível com 2 ópticas diferentes (Narrow/estreito 8°, Medium/médio 25°)

• Válido para instalaciones sumergidas.  
• Suitable for submerged installations.  
• Valable pour les installations sous l'eau.  
• Válido para instalações sumerso.

### Alimentadores / Power supplies / Alimentateurs / Alimentadores



+ Info pag. 400-401

### Sistema de Control RGB / RGB Control System / Système de Contrôle RGB / Sistema de Controlo RGB



(+info pag. 262)

-30  Inox / Stainless steel / Inox / Inox



enna

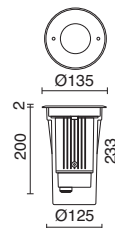


**481A-L0112B-30** □

LED COB 12W 1449lm 3000K

**481A-L0212B-30** □

LED COB 12W 1515lm 4000K



▲  
 Disponible con óptica de 18°  
 2 different lense of 18°  
 Disponible avec optique 18°  
 Disponivel com optica 18°

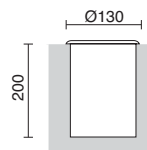


focus



**113A-G21X1A-02** ■

GU10 LED 3,5W / 4,5W  
 GU10 PAR16 50W max.



Lámparas recomendadas / Recommended lamps  
 Lampes recommandées / Lâmpadas recomendadas



Pag. 393



-02 ■ Negro / Black / Noir / Preto -30 □ Inox / Stainless steel / Inox / Inox

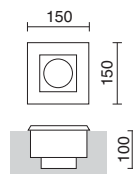


# tavalan



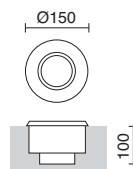
**309F-G31X1A-30** □

GX53 LED T2 3W / 4W / 6W



**309E-G31X1A-30** □

GX53 LED T2 3W / 4W / 6W



Lámparas recomendadas / Recommended lamps  
Lampes recommandées / Lâmpadas recomendadas

**LED T2**



Pag. 391

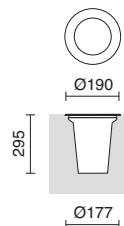


sofia



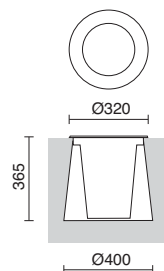
**404A-L0112B-30** □

LED COB ⚡ 12W 1700lm 3000K



**404B-L0118B-30** □

LED COB ⚡ 18W 2500lm 3000K



**404B-L0127B-30** □

LED COB ⚡ 27W 3900lm 3000K

Led con reflector metalizado.  
Led metalized reflector.  
Led avec réflecteur métallisé.  
Led com reflector metalizado.

Con óptica especular de alto rendimiento.  
High efficiency specular optics.  
Avec optique haute performance.  
Com óptica especular de alto rendimiento.

Incorpora un cristal interno de 4mm.  
Incorporates internal glass lens of 4mm.  
Verre trempé interne de 4mm incorporé.  
Inclui um vidro interno fosco do 4mm.

Caja de empotrar troncocónica.  
Instalación cementada.

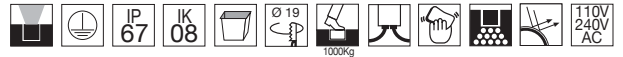
Truncated cone flush-mount box.  
Cemented installation.

Boîtier d'encastrement conique.  
Scellement de l'installation au béton.

Caixa de encastrar troncocónica.  
Instalação cimentada.

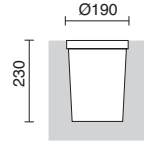


# discovery



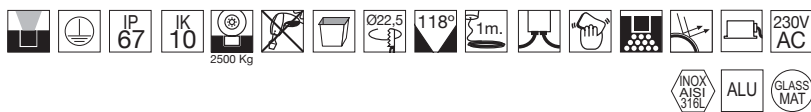
**085A-G05X1A-30** □

E27  TC-TSE 23W



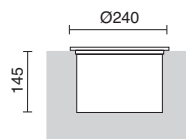
-30 □  / Stainless steel / Inox / Inox

pia




**237A-F2626B-30** □

GX24 d3  TC-T 26W



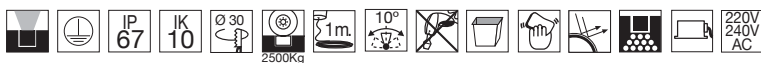
Empotramiento reducido  
Low profile  
Encastrement réduit  
Encastrável reduzido



-30 □ Inox / Stainless steel / Inox / Inox



spiona



**296A-M0735B-30** □

G12 HIT 35W



**296A-M0770B-30** □

G12 HIT 70W



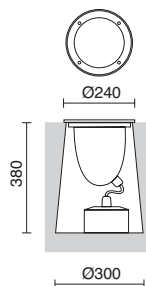
**296B-M0735B-30** □

G12 HIT 35W



**296B-M0770B-30** □

G12 HIT 70W



Caja de empotrar troncocónica.  
Truncated cone flush-mount box.  
Caja de empotrar troncocónica.  
Caixa de encastrar troncocónica.



# spiona flat

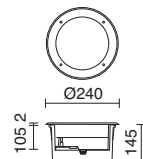


**479A-L0126B-30** □

LED COB 26W 2689lm 3000K

**479A-L0226B-30** □

LED COB 26W 2810lm 4000K



Disponibile con ottica de 60°  
Available in beam of 60°  
Disponible avec optique 60°  
Disponível com óptica 60°



**479B-L0126B-30** □

LED COB 26W 2668lm 3000K



**479B-L0226B-30** □

LED COB 26W 2787lm 4000K

Empotramiento reducido  
Low profile  
Encastrament réduit  
Encastrável reduzido

Led con reflector metalizado.  
Led metalized reflector.  
Led avec réflecteur métallisé.  
Led com reflector metalizado.

# catania

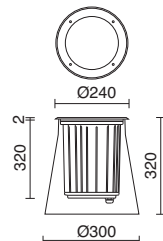


**482A-L0126B-30** □

LED COB 26W 2761lm 3000K

**482A-L0226B-30** □

LED COB 26W 2884lm 4000K



Led con reflector metalizado.  
Led metalized reflector.  
Led avec réflecteur métallisé.  
Led com reflector metalizado.



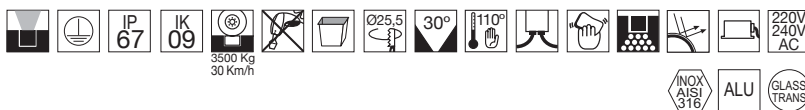
Disponibile con óptica de 9°  
Available in beam of 9°  
Disponible avec optique 9°  
Disponível com óptica 9°



Disponibile con 2 ópticas diferentes (Narrow 16°, Ancho 66°)  
Available in 2 different beams angles (Narrow 16°, Width 66°)  
Disponible avec 2 optiques différentes (Étroite 16°, Largeur 66°)  
Disponível com 2 ópticas diferentes (Narrow/estreito 16°, Grande 66°)

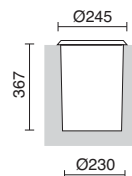
-30 □ Inox / Stainless steel / Inox / Inox

# elio aircam



**093A-M0770B-30** ■

G12 HIT 70W

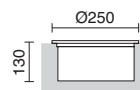


# spia



**295A-F1226B-02** ■

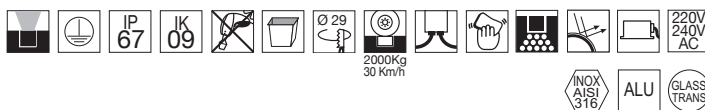
GX24 d3 TC-T 26W



Empotramiento reducido  
Low profile  
Encastrement réduit  
Encastrável reduzido

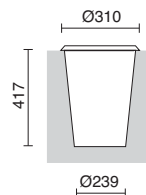


# elio big



**094A-M07A4B-30** □

G12 HIT 150W



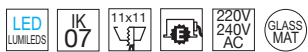
**094B-M36A4B-30** □

RX7s HIT-DE 150W



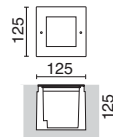


rin



**262A-L0105B-30** □

LED 4,5W 420lm 3000K



**262A-G21X1A-30** □

GU10 LED 3,5W / 4,5W

GU10 PAR16 35W

Lámparas recomendadas / Recommended lamps  
Lampes recommandées / Lâmpadas recomendadas

**LED PRO**

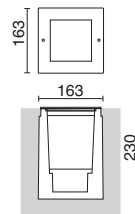


Pag. 393

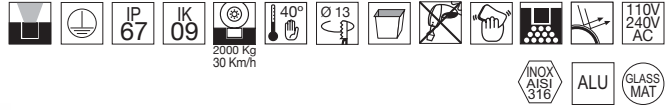


**262B-L0308A-30** □

LED 6,3W 610lm 4000K

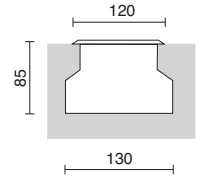


# poli mini



**249A-G31X1A-30** □

GX53 LED T2 3W / 4W / 6W



Lámparas recomendadas / Recommended lamps  
Lampes recommandées / Lâmpadas recomendadas

**LED T2**




Pag. 391




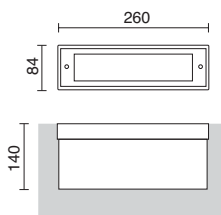
-30 □ Inox / Stainless steel / Inox / Inox

# margin



**191A-L0110B-30** □

LED 10W 1050lm 3000K



**191A-F1013B-30** □

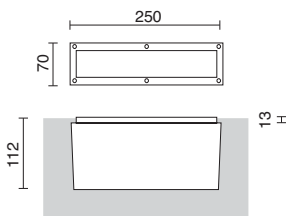
G24 d1 TC-D 13W

# margin car



**192A-L0110B-02** ■

LED 10W 1050lm 3000K



**192A-F1013B-02** ■

G24 d1 TC-D 13W

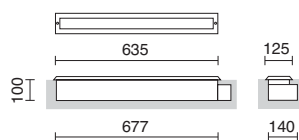


vale




**341B-L0118B-30** □

LED 18W 1872lm 3000K



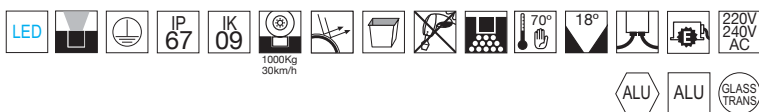
**341C-L0127B-30** □

LED 27W 2808lm 3000K





pasos

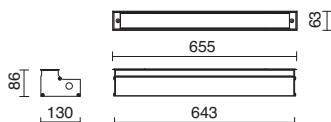


**650A-L0117B-03** ■

LED 16,5W 1800lm 3000K

**650A-L0217B-03** ■

LED 16,5W 2100lm 4000K




**650B-L0133B-03** ■

LED 33W 3600lm 3000K

**650B-L0233B-03** ■

LED 33W 4200lm 4000K



▲ Disponible Dimerable  
Available Dimmable  
Disponibile Dimmable  
Disponível Dimmable

▲ Disponible RGB DMX  
Available RGB DMX  
Disponibile RGB DMX  
Disponível RGB DMX

▲ Disponible DALI  
Available RGB DALI  
Disponibile RGB DALI  
Disponível RGB DALI

▲ Disponible con ópticas diferentes (18° - 28° - 64° - 38° - 38°+14° (elíptica))  
Different lenses available (18° - 28° - 64° - 38° - 38°+14° (elíptica))  
Disponibile avec optiques différentes (18° - 28° - 64° - 38° - 38°+14° (elíptica))  
Disponível com ópticas diferentes (18° - 28° - 64° - 38° - 38°+14° (elíptica))

-03 ■ Gris / Grey / Grís / Cinzento



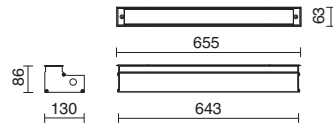


**650C-L0117B-03** ■

LED 16,5W 1800lm 3000K

**650C-L0217B-03** ■

LED 16,5W 2100lm 4000K




**650D-L0133B-03** ■

LED 33W 3600lm 3000K

**650D-L0233B-03** ■

LED 33W 4200lm 4000K



▲   
 Disponible Dimmerable  
 Available Dimmable  
 Disponible Dimmable  
 Disponivel Dimmable

▲   
 Disponible RGB DMX  
 Available RGB DMX  
 Disponible RGB DMX  
 Disponivel RGB DMX

▲   
 Disponible DALI  
 Available RGB DALI  
 Disponible RGB DALI  
 Disponivel RGB DALI





balizas

bollards

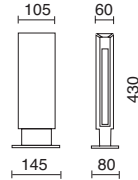
bornes

elementos balizadores



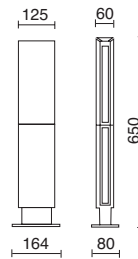
**126A-F0224B-71** ■

2G11  TC-L 24W




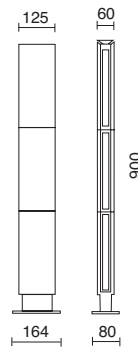
**126B-F17B6B-71** ■


G5  T5 2x14W



**126C-F17B8B-71** ■

G5  T5 2x21W

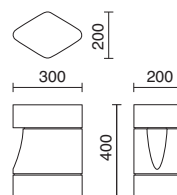
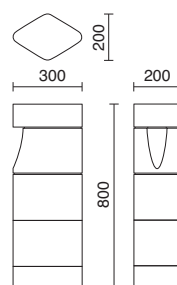


Base:  
 

- ▲ Otros acabados pigmentados (Pag. 406)
- Other finishes available (Pag. 406)
- Autres finis de couleur (Pag. 406)
- Outros acabamentos de cor (Pag. 406)



velia

**130A-G21X1A-75** ■GU10  LED 3,5W / 4,5WGU10  T1 9W max.GU10  PAR16 50W max.**130B-G21X1A-75** ■GU10  LED 3,5W / 4,5WGU10  T1 9W max.GU10  PAR16 50W max.

Lámparas recomendadas / Recommended lamps  
Lampes recommandées / Lâmpadas recomendadas

**LED PRO**

Pag. 393

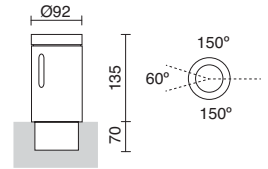
-75 ■ Mármol de Carrara / Carrara marble / Marble de Carrara / Mármore do Carrara

# antibes



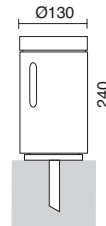
## 184A-G05X1A-60 ■

- E27 TC-TSE 20W max.
- E27 QT32 60W max.



## 184B-G05X1A-60 ■

- E27 LED 4W / 6W / 6,6W
- E27 TC-TSE 23W max.
- E27 HAL 42W
- E27 QT32 100W max.




▲  
 Otros acabados pigmentados (Pag. 406)  
 Other finishes available (Pag. 406)  
 Autres finis de couleur (Pag. 406)  
 Outros acabamentos de cor (Pag. 406)

Lámparas recomendadas / Recommended lamps  
 Lampes recommandées / Lâmpadas recomendadas


### LED FILAMENT



Pag. 392




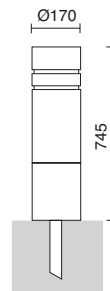
-60 ■ Piedra Leccese / Leccese stone / Pierre Leccese / Pedra Leccese



**198A-G05X1A-60** ■

E27  TC-TSE 23W max.

E27  QT32 100W max.




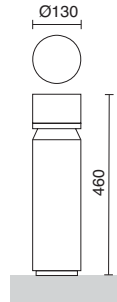
▲  
 Otros acabados pigmentados (Pag. 406)  
 Other finishes available (Pag. 406)  
 Autres finis de couleur (Pag. 406)  
 Outros acabamentos de cor (Pag. 406)



-60 ■ Piedra Leccese / Leccese stone / Pierre Leccese / Pedra Leccese



## tirea

**292A-G05X1A-60** ■E27  TC-TSE 23W max.E27  QT32 100W max.

- ▲  
 Otros acabados pigmentados (Pag. 406)  
 Other finishes available (Pag. 406)  
 Autres finis de couleur (Pag. 406)  
 Outros acabamentos de cor (Pag. 406)



-60 ■ Piedra Leccese / Leccese stone / Pierre Leccese / Pedra Leccese

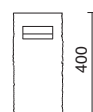


**298A-G21X1A-74** ■

GU10  LED 3,5W / 4,5W

GU10  T1 9W max.

GU10  PAR16 50W max.

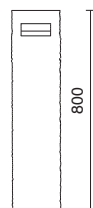


**298B-G21X1A-74** ■

GU10  LED 3,5W / 4,5W

GU10  T1 9W max.

GU10  PAR16 50W max.



Lámparas recomendadas / Recommended lamps  
Lampes recommandées / Lâmpadas recomendadas

LED PRO

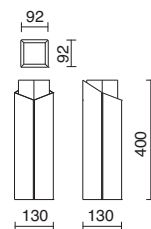


Pag. 393

-74 ■ Mármol Travertino / Travertino marble / Marble Travertino / Mármore Travertino



aristide

**656A-G21X1A-71** ■**656A-G21X1A-74** ■GU10  LED 3,5W / 4,5WGU10  PAR16 50W max.

Disponible en altura de 60cm  
 Available in 60cm height  
 Hauteur disponible 60cm  
 Altura disponible 60cm



Lámparas recomendadas / Recommended lamps  
 Lampes recommandées / Lâmpadas recomendadas

**LED PRO**


Pag. 393

-71 ■ Piedra Lavica / Lavica stone / Pierre Lavica / Pedra Lavica

-74 ■ Mármol Travertino / Travertino marble / Marbre Travertino / Mârmore Travertino



## aristide steel



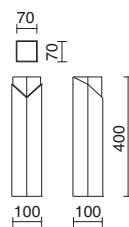
657A-G21X1A-04 ■

657A-G21X1A-11 ■

657A-G21X1A-90 ■

GU10 LED 3,5W / 4,5W

GU10 PAR16 50W max.



▲  
 Disponible en altura de 70cm  
 Available in 70cm height  
 Hauteur disponible 70cm  
 Altura disponible 70cm



-04 ■ Antracita / Anthracite / Anthracite / Antracite -11 ■ Marfil / Ivory / Ivoire / Marfim -90 ■ Marrón óxido / Oxide brown / Roville / Marrom óxido

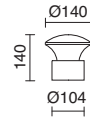


push



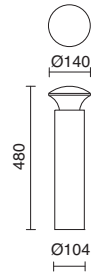
- 658A-L0209B-04 ■
- 658A-L0209B-11 ■
- 658A-L0209B-90 ■

LED 8,7W 830lm 4000K



- 658B-L0209B-04 ■
- 658B-L0209B-11 ■
- 658B-L0209B-90 ■

LED 8,7W 830lm 4000K



ACER -04 ■ Antracita Anthracite Anthracite Antracite	+	STONE ■ Piedra Leccese Leccese stone Pierre Leccese Pedra Leccese
ACER -11 ■ Marfil Ivory Ivoire Marfim	+	STONE ■ Piedra Leccese antracita Leccese anthracite stone Pierre Leccese anthracite Pedra Leccese antracite
ACER -90 ■ Marrón óxido Oxide brown Roville Marrom óxido	+	STONE ■ Piedra Leccese marrón Leccese brown stone Pierre Leccese brun Pedra Leccese brown



Pag. 20



▲ Disponible en altura de 68cm  
Available in 68cm height  
Hauteur disponible 68cm  
Altura disponível 68cm

Lámparas recomendadas  
Recommended lamps  
Lampes recommandées  
Lâmpadas recomendadas

LED PRO



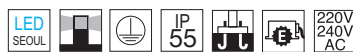
Pag. 393









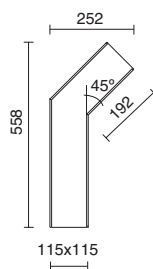
clina



492A-L0205B-02 ■

492A-L0205B-90 ■

LED COB 5W 204lm 4000K



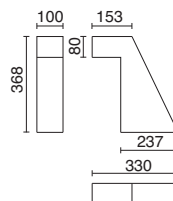
-02 ■ Negro / Black / Noir / Preto -90 ■ Marrón óxido / Oxide brown / Rouille / Marrom óxido



pascua

**560A-L0209A-04** ■

LED 9W 1100lm 4000K



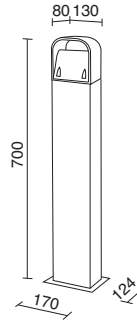
-04 ■ Antracita / Anthracite / Antracite / Antracite

# zenda



**461B-L0206A-04** ■

LED COB 6W 350lm 4000K




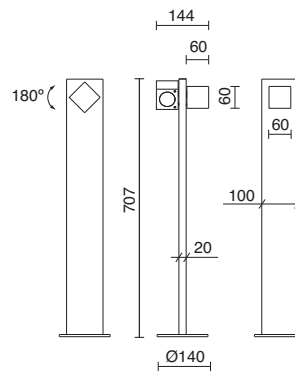
# ledcub



**490A-L02G2B-02** ■+□

**490A-L02G2B-90** ■+□

LED COB 2x 5W 2x 270lm 4000K



-02 ■ Negro / Black / Noir / Preto -04 ■ Antracita / Anthracite / Anthracite / Antracite

□ Aluminio cepillado / Brushed aluminium / Aluminium brossé / Aluminio cepillado

-90 ■ Marrón óxido / Oxide brown / Rouille / Marrom óxido


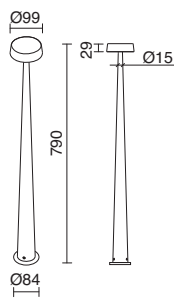
clau



491A-L0205B-02 ■

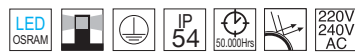
491A-L0205B-39 □

LED 5W 240lm 4000K





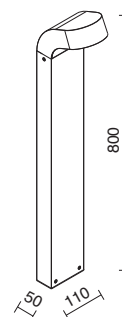
stick



**663A-L0113B-03** ■

**663A-L0113B-04** ■

LED 8,6W 800lm 3000K







elfo

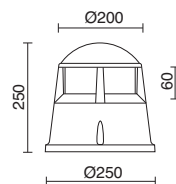
220V  
240V  
AC**092A-L0117B-04** ■

LED 17W 2009lm 3000K

110V  
240V  
AC**092A-G05X1A-02** ■**092A-G05X1A-03** ■

E27 LED 4W / 6W / 6,6W


E27 HAL 70W

Lámparas recomendadas / Recommended lamps  
Lampes recommandées / Lâmpadas recomendadas

LED FILAMENT




Pag. 392



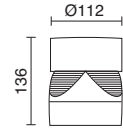
-02 ■ Negro / Black / Noir / Preto -03 ■ Gris / Grey / Gris / Cinzento -04 ■ Antracita / Anthracite / Anthracite / Antracite

sous



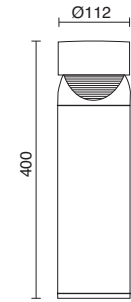
**274A-L0103B-02 ■**

LED 3W 300lm 3000K



**274B-L0103B-02 ■**

LED 3W 300lm 3000K



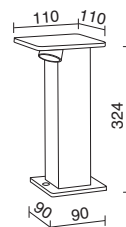
-02 ■ Negro / Black / Noir / Preto

alea



**462A-L0205B-04** ■  
**462A-L0205B-90** ■

LED COB 5W 250lm 4000K



verso



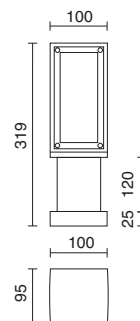
**343A-L0108B-04** ■

LED 8,7W 780lm 3000K



**343B-L01G8B-04** ■

LED 2x 8,7W 2x 780lm 3000K






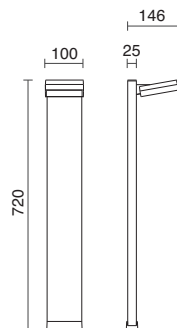
# viena square



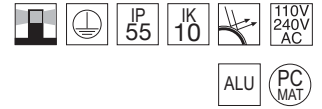
**569E-L0105B-02** ■

**569E-L0105B-90** ■

LED COB 1x 4,3W 400lm 3000K

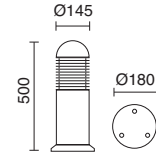


nova



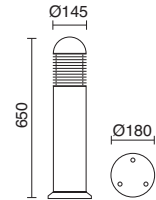
- 222B-G05X1A-02 ■
- 222B-G05X1A-03 ■
- 222B-G05X1A-90 ■

- E27 LED 4W / 6W / 6,6W
- E27 TC-TSE 20W max.
- E27 HAL 70W



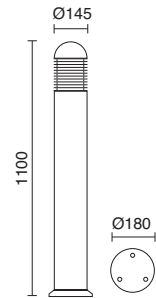
- 222C-G05X1A-02 ■
- 222C-G05X1A-03 ■
- 222C-G05X1A-90 ■

- E27 LED 4W / 6W / 6,6W
- E27 TC-TSE 20W max.
- E27 HAL 70W



- 222D-G05X1A-02 ■
- 222D-G05X1A-03 ■
- 222D-G05X1A-90 ■

- E27 LED 4W / 6W / 6,6W
- E27 TC-TSE 20W max.
- E27 HAL 70W



Lámparas recomendadas / Recommended lamps  
Lampes recommandées / Lâmpadas recomendadas

LED FILAMENT



Pag. 392

# selecta



## 278B-F0124B-04 ■

2G10 TC-FL 24W



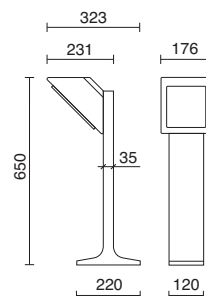
## 277B-L0119B-04 ■

LED 19W 1850lm 3000K



## 277B-L0219B-04 ■

LED 19W 1900lm 4000K



Pag. 74

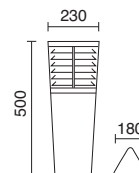


# rein



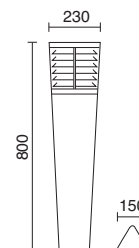
## 480A-F2942B-04 ■

GX24 q4 TC-TE 42W



## 480B-F2942B-04 ■

GX24 q4 TC-TE 42W







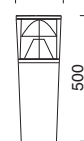
rein

**480A-L0226B-04** ■

LED 26W 2880lm 4000K



Ø228



500



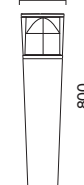
Ø179

**480B-L0239B-04** ■

LED 39W 3932lm 4000K



Ø228



800



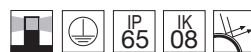
Ø150

Reflector metalizado  
 Metalized reflector  
 Réflecteur métallisé  
 Reflector metalizado

-04 ■ Antracita / Anthracite / Anthracite / Antracite



## mini nico



**201A-L0309A-03** ■

**201A-L0309A-04** ■

LED 9W 1100lm 4000K



**201A-F1010B-03** ■

**201A-F1010B-04** ■

**201A-F1010B-90** ■

G24 d1 TC-D 10W



**201A-G05X1A-03** ■

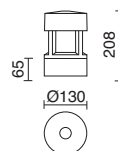
**201A-G05X1A-04** ■

**201A-G05X1A-90** ■

E27 LED 4W / 6W / 6,6W

E27 TC-TSE 15W max.

E27 HAL 70W



**201B-L0309A-03** ■

**201B-L0309A-04** ■

LED 9W 1100lm 4000K



**201B-G05X1A-03** ■

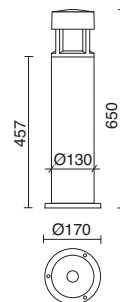
**201B-G05X1A-04** ■

**201B-G05X1A-90** ■

E27 LED 4W / 6W / 6,6W

E27 TC-TSE 15W max.

E27 HAL 70W



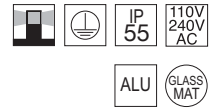
Lámparas recomendadas / Recommended lamps  
Lampes recommandées / Lámpadas recomendadas

## LED FILAMENT



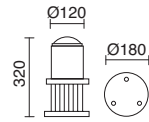
Pag. 392





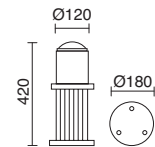
- 068A-G05X1A-02** ■
- 068A-G05X1A-04** ■
- 068A-G05X1A-05** ■
- 068A-G05X1A-91** ■

- E27 LED 4W / 6W / 6,6W
- E27 TC-TSE 30W max.
- E27 HAL 70W



- 068B-G05X1A-02** ■
- 068B-G05X1A-04** ■
- 068B-G05X1A-05** ■
- 068B-G05X1A-91** ■

- E27 LED 4W / 6W / 6,6W
- E27 TC-TSE 30W max.
- E27 HAL 70W



Lámparas recomendadas / Recommended lamps  
Lampes recommandées / Lâmpadas recomendadas

**LED FILAMENT**






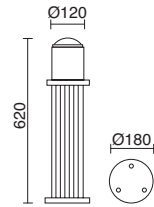
Pag. 392

cok



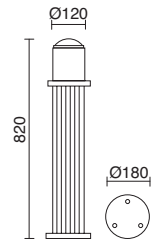
- 068C-G05X1A-02 ■
- 068C-G05X1A-04 ■
- 068C-G05X1A-05 ■
- 068C-G05X1A-91 ■

- E27  LED 4W / 6W / 6,6W
- E27  TC-TSE 30W max.
- E27  HAL 70W



- 068D-G05X1A-02 ■
- 068D-G05X1A-04 ■
- 068D-G05X1A-05 ■
- 068D-G05X1A-91 ■

- E27  LED 4W / 6W / 6,6W
- E27  TC-TSE 30W max.
- E27  HAL 70W



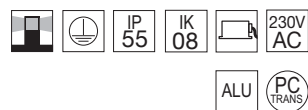
Lámparas recomendadas / Recommended lamps  
Lampes recommandées / Lâmpadas recomendadas

LED FILAMENT



Pag. 392

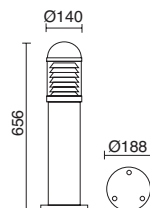
# minus-plus



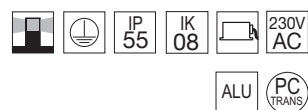
**389A-F1226B-02** ■

**389A-F1226B-03** ■

G24d3  TC-D 26W



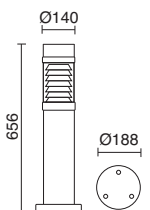
# minor-plus



**390A-F1226B-02** ■

**390A-F1226B-03** ■

G24d3  TC-D 26W





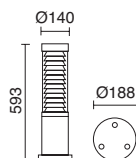


# máxima-plus



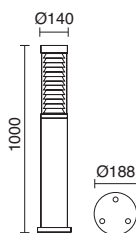
## 388A-F0224B-04 ■

2G11 TC-L 24W



## 388B-F0224B-04 ■

2G11 TC-L 24W

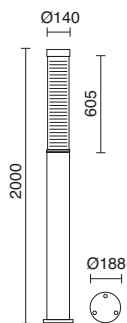


## 388C-F0280B-04 ■

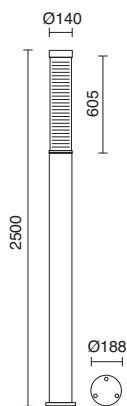
## 388D-F0280B-04 ■

## 388E-F0280B-04 ■

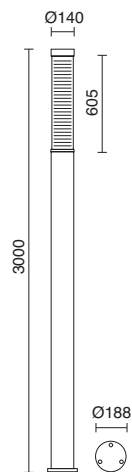
2G11 TC-L 80W



**388C-F0280B-04**



**388D-F0280B-04**



**388E-F0280B-04**



Versión con puerta de registro. Consulte disponibilidad.  
Available with inspection door. Please ask availability.  
Version avec enregistrement. Nous consulter.  
Versão com registro. Consulte disponibilidade.

-04 ■ Antracita / Anthracite / Anthracite /Antracite

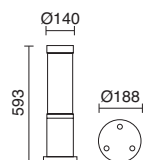


# máxima-plus



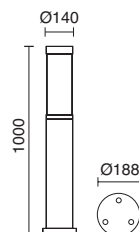
## 391A-F0224B-04 ■

2G11 TC-L 24W



## 391B-F0224B-04 ■

2G11 TC-L 24W

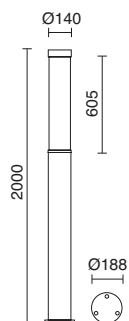


## 391C-F0280B-04 ■

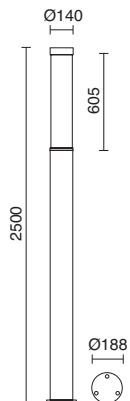
## 391D-F0280B-04 ■

## 391E-F0280B-04 ■

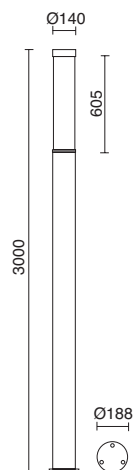
2G11 TC-L 80W



391C-F0280B-04



391D-F0280B-04



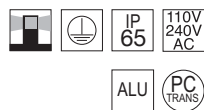
391E-F0280B-04



Versión con puerta de registro. Consulte disponibilidad.  
Available with inspection door. Please ask availability.  
Version avec enregistrement. Nous consulter.  
Versão com registro. Consulte disponibilidade.

-04 ■ Antracita / Anthracite / Anthracite / Antracite





**351A-G05X1A-04** ■

E27  LED 4W / 6W / 6,6W


E27  HAL 70W max.



**351B-G05X1A-04** ■

E27  LED 4W / 6W / 6,6W

E27  HAL 70W max.



Lámparas recomendadas / Recommended lamps  
Lampes recommandées / Lâmpadas recomendadas

**LED FILAMENT**



Pag. 392



**351D-F17B9B-04** ■

G5 T5 2x 24W

**351E-M05C6B-04** ■

E27 HIE/T 2x 70W (>3,6kV)

**351E-F17B9B-04** ■

G5 T5 2x 24W

**351C-M05C6B-04** ■

E27 HIE/T 2x 70W (>3,6kV)

**351C-F02C5B-04** ■

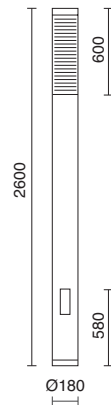
2G11 TC-L 2x 55W

**351F-M05C6B-04** ■

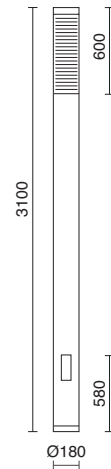
E27 HIE/T 2x 70W (>3,6kV)



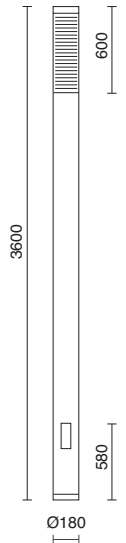
**351D-F17B9B-04**



**351E-M05C6B-04**  
**351E-F17B9B-04**



**351C-M05C6B-04**  
**351C-F02C5B-04**



**351F-M05C6B-04**

albox



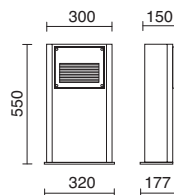
LED  
CITIZEN

**008A-L0113B-04** ■


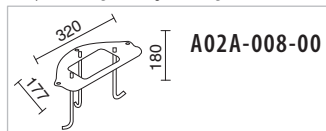
LED 10W 1124lm 3000K

**008A-F1318B-04** ■

G24 q2 TC-DE 18W



Anclaje / Anclage / Anclage / Ancoragem



-04 ■ Antracita / Anthracite / Anthracite / Antracite



# lavinia



**473A-F2718B-41**

GX24 q2 TC-TE 18W



-41 Acero galvanizado / Galvanized Steel / Acier galvanisé / Aço galvanizado

matera

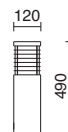


**474A-G05X1A-02** ■  
**474A-G05X1A-41** □

E27 LED 4W / 6W / 6,6W

E27 TC-TSE 23W max.

E27 HAL 42W

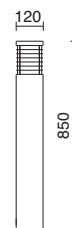


**474B-G05X1A-02** ■  
**474B-G05X1A-41** □

E27 LED 4W / 6W / 6,6W

E27 TC-TSE 23W max.

E27 HAL 42W



Lámparas recomendadas / Recommended lamps  
 Lampes recommandées / Lâmpadas recomendadas

**LED FILAMENT**


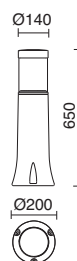


Pag. 392

-02 ■ Negro / Black / Noir / Preto    -41 □ Acero galvanizado / Galvanized Steel / Acier galvanisé / Aço galvanizado



mirco

**669A-G05X1A-02** ■E27  LED 4W / 6W / 6,6WE27  TC-TSE 23W max.**669B-L0113B-02** ■LED  13W 1190lm 3000K

mirco



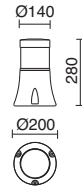
PPH



**669C-G05X1A-02** ■

E27  LED 4W / 6W / 6,6W

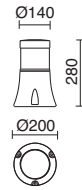
E27  TC-TSE 11W max.



**669D-G05X1A-02** ■

E27  LED 4W / 6W / 6,6W

E27  TC-TSE 11W max.



-02 ■ Negro / Black / Noir / Preto

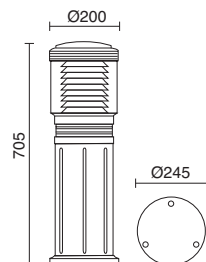
fram

**114A-G05X1A-02** ■**114A-G05X1A-03** ■

E27 LED 4W / 6W / 6,6W

E27 TC-TSE 30W max.

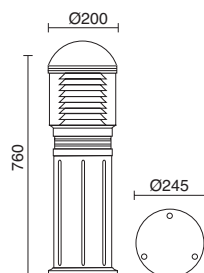
E27 HAL 42W

**114B-G05X1A-02** ■**114B-G05X1A-03** ■

E27 LED 4W / 6W / 6,6W

E27 TC-TSE 30W max.

E27 HAL 42W



Lámparas recomendadas / Recommended lamps  
Lampes recommandées / Lâmpadas recomendadas

**LED FILAMENT**

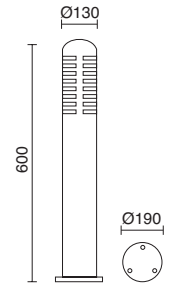
Pag. 392

-02 ■ Negro / Black / Noir / Preto -03 ■ Gris / Grey / Gris / Cinzento



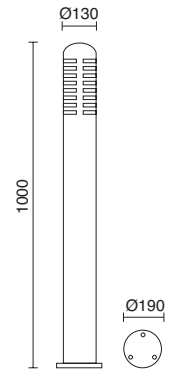
**163A-F1226B-30** □ **445 €**

G24 d3 TC-D 26W



**163B-F1226B-30** □ **560 €**

G24 d3 TC-D 26W





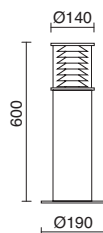
**109B-F1426B-30** 

G24 q3  TC-DE 26W

LED

**109B-L0109B-30** 

LED  11,1W 1185lm 3000K



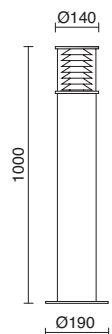
**109C-F1426B-30** 

G24 q3  TC-DE 26W

LED

**109C-L0109B-30** 

LED  11,1W 1185lm 3000K



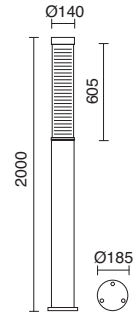






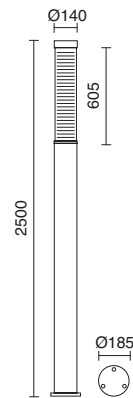
**042A-F0280B-30** □

2G11  TC-L 80W



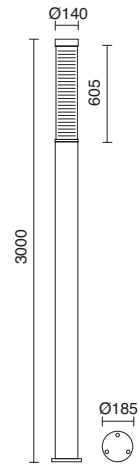
**042B-F0280B-30** □

2G11  TC-L 80W



**042C-F0280B-30** □

2G11  TC-L 80W



Andaje / Anchorage / Ancre / Ancoragem



-30 □ Inox / Stainless steel / Inox / Inox

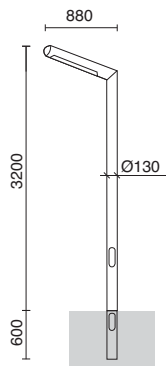


# ibarra



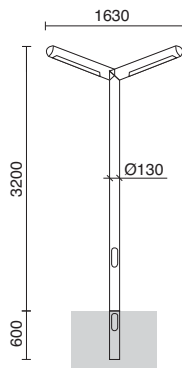
**139A-F0280B-30** □

2G11  TC-L 80W



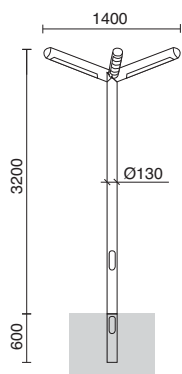
**139B-F0280B-30** □

2G11  TC-L 2x 80W



**139C-F0280B-30** □

2G11  TC-L 3x 80W


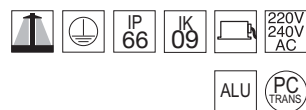


Sujeción mediante encofrado.  
Secured by formwork.  
Sujétion par coffrage  
Fixação através de cofragem.

-30 □ Inox / Stainless steel / Inox / Inox

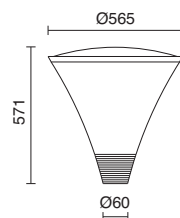


vico

**568A-M0570B-04** ■

E27 HST 70W

E27 HIE 70W



Postes/Pole/Mât/Postes

H (mm)

**C03B-32-39** □ 3000**C03C-32-39** □ 3500**C03D-32-39** □ 4000

Caja de conexión / Junction box / Caisse de connexion / Caixa de ligação


**B03F-X33X1A-29**

Corriente nominal / Nominal current / Corrente nominal 80A


Voltage / Voltage / Tensão 500V

Fusible / Fuse / Fusível DOI/E14.2-16A, 400W


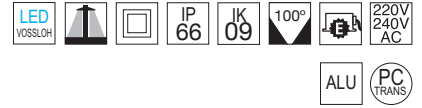
Dimensiones / Dimensions / Dimensões: 267x90x75

Anclaje empotrado / Embedded fixing  
Ancrage encastrés / Fixação encastrada**A02D-004-00**

H (mm)

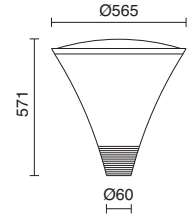
**C04A-32-02** ■ 3000**C04B-32-02** ■ 3500

vico



**568A-L0235B-04** ■

LED COB 35W 3400lm 4000K



Postes/Pole/Mât/Postes

H (mm)

- C03B-32-39** □ 3000
- C03C-32-39** □ 3500
- C03D-32-39** □ 4000



Caja de conexión / Junction box / Caisse de connexion / Caixa de ligação



**B03F-X33X1A-29**

Corriente nominal / Nominal current / Corrente nominal 80A  
 Voltaje / Voltage / Tensão 500V  
 Fusible / Fuse / Fusível DO1/E14.2-16A, 400W  
 Dimensiones / Dimensions / Dimensões: 267x90x75

Anclaje empotrado / Embedded fixing  
 Anclaje encastrés / Fixação encastrada




**A02D-004-00**



H (mm)

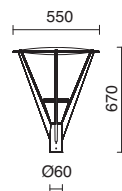
- C04A-32-02** ■ 3000
- C04B-32-02** ■ 3500



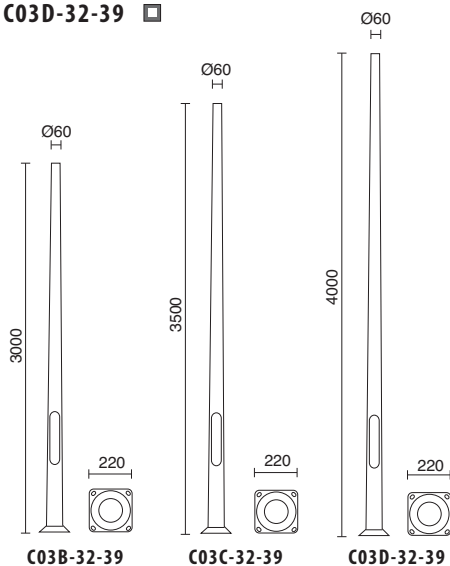
asti

**471A-M0770B-03** 

G12 HIT 150W



Postes/Pole/Mât/Postes

**C03B-32-39** **C03C-32-39** **C03D-32-39** 

Caja de conexión / Junction box / Caisse de connexion / Caixa de ligação

**B03F-X33X1A-29**

Corriente nominal / Nominal current / Corrente nominal 80A  
 Voltaje / Voltage / Tensão 500V  
 Fusible / Fuse / Fusível DO/E14.2-16A, 400W  
 Dimensiones / Dimensions / Dimensões: 267x90x75

 Anclaje empotrado / Embedded fixing  
 Anclaje encastrés / Fixação encastada
**A02D-004-00**



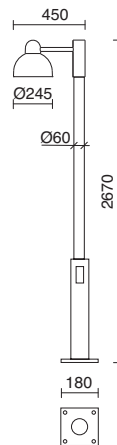


bari



**472A-F1426B-03** ■

G24 q3 TC-DE 26W



Andaje empotrado / Embedded fixing  
Anclaje encastrés / Fixação encastrada



**A02G-004-00**

Paq. 70



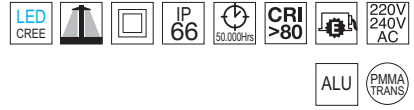
Poste/Pole/Mât/Poste




-03 ■ Gris / Grey / Gris / Cinzento



shark



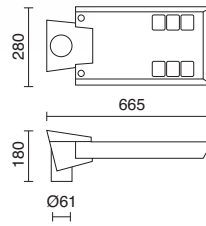
Aluminio anodizado / Anodised aluminium  
Aluminium anodisé / Alumínio anodizado



■ Negro / Black / Noir / Preto

**486A-L0248B-39** □

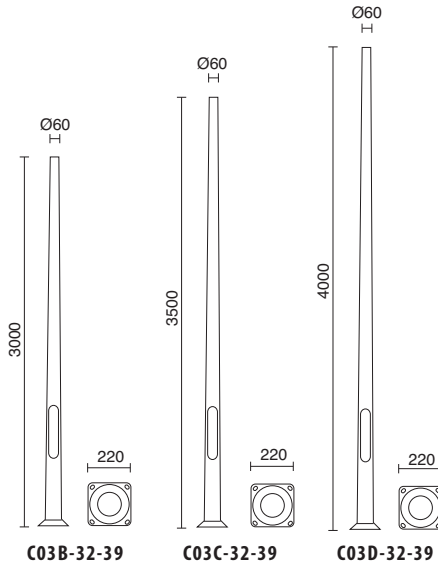
LED 48W 3500K 5150lm



Postes/Pole/Mât/Postes



- C03B-32-39** □
- C03C-32-39** □
- C03D-32-39** □



Caja de conexión / Junction box / Caisse de connexion / Caixa de ligação



**B03F-X33X1A-29**

Corriente nominal / Nominal current / Corrente nominal 80A  
 Voltaje / Voltage / Tensão 500V  
 Fusible / Fuse / Fusível D0I/E14.2-16A, 400W  
 Dimensiones / Dimensions / Dimensões: 267x90x75


Anclaje empotrado / Embedded fixing  
 Anclaje encastrés / Fixação encastrada



**A02D-004-00**



arya

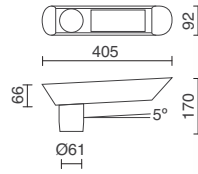


Aluminio anodizado / Anodised aluminium  
Aluminium anodisé / Alumínio anodizado

■ Negro / Black / Noir / Preto

**673A-L0224A-39** □

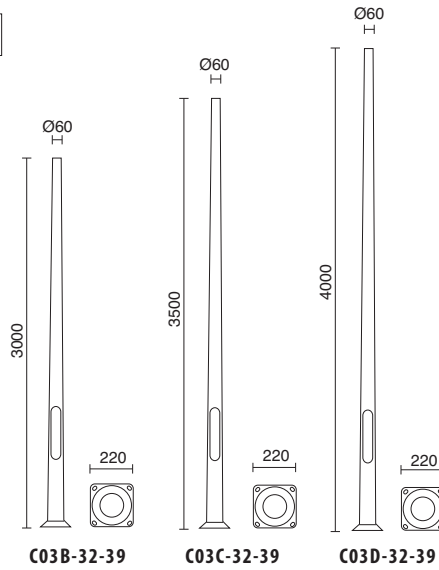
LED ⚡ 24W 3500K 2950lm




Postes/Pole/Mât/Postes



- C03B-32-39** □
- C03C-32-39** □
- C03D-32-39** □



Caja de conexión / Junction box / Caisse de connexion / Caixa de ligação



**B03F-X33X1A-29**

Corriente nominal / Nominal current / Corrente nominal 80A  
 Voltaje / Voltage / Tensão 500V  
 Fusible / Fuse / Fusível DOV/E14.2-16A, 400W  
 Dimensiones / Dimensions / Dimensões: 267x90x75

Anclaje empotrado / Embedded fixing  
Anclaje encastrés / Fixação encastrada



**A02D-004-00**







proyectoros

spotlights

projecteurs

projetores

ka



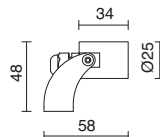
350mA DC

**666A-L0101H-43** ■

LED 1W 120lm 3000K

**666A-L0201H-43** ■

LED 1W 130lm 4000K



Alimentadores / Power supplies / Alimentateurs / Alimentadores

**B02A-X3317H-01** 0>12 units.

IP 20 350mA DC

+ Info pag. 400-401



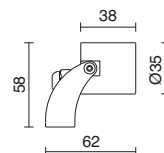
500mA DC

**666B-L0102I-43** ■

LED 1,5W 160lm 3000K

**666B-L0202I-43** ■

LED 1,5W 180lm 4000K



Alimentadores / Power supplies / Alimentateurs / Alimentadores

**B02A-X3320I-01** 0>8 units.

IP 20 500mA DC

+ Info pag. 400-401



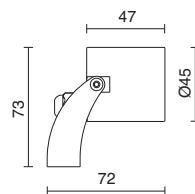
700mA DC

**666C-L0102J-43** ■

LED 2W 210lm 3000K

**666C-L0202J-43** ■

LED 2W 230lm 4000K



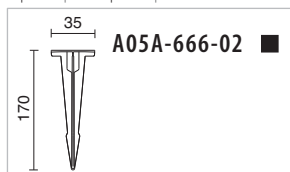
Alimentadores / Power supplies / Alimentateurs / Alimentadores

**B02A-X3317J-01** 0>6 units.

IP 20 700mA DC

+ Info pag. 400-401

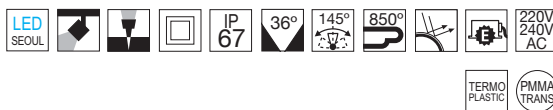
Piqueta / Spike / Piquet / Piquet



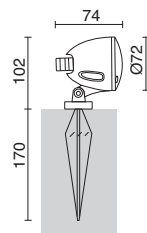
-43 ■ Inox cepillado / Brushed stainless steel / Inox brossé / Inox cepillado



## bambola

**025A-L0204B-02 ■**

LED 3,6W 240lm 3500K

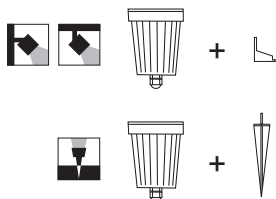
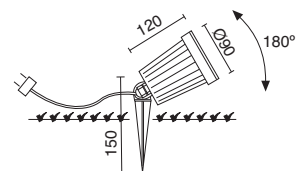


tir



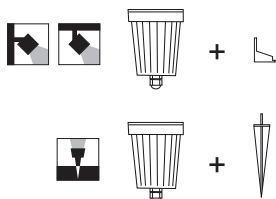
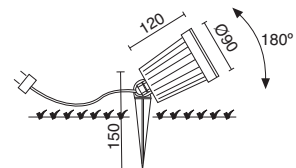
**319A-G21X1A-02** ■  
**319A-G21X1A-03** ■

GU10 PAR16 50W max.



**319B-G21X1A-02** ■  
**319B-G21X1A-03** ■

GU10 T1 7W max.   
 GU10 PAR16 50W max.



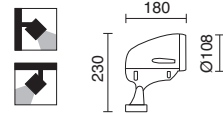
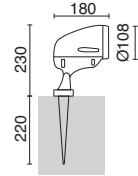


titane



**320A-G23X1B-02** ■

GU5,3 QR-CB 35W

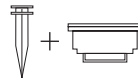
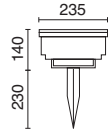


gab



**116A-F1013B-02** ■

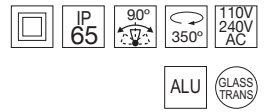
G24 d1 TC-D 13W



-02 ■ Negro / Black / Noir / Preto




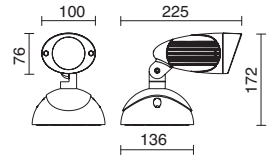
abbi



**485B-G21X1A-04** ■

- GU10 LED 3,5W / 4,5W
- GU10 T1 9W max.
- GU10 PAR16 50W max.

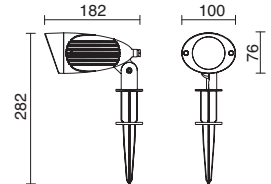
PC



**485A-G21X1A-04** ■

- GU10 LED 3,5W / 4,5W
- GU10 T1 9W max.
- GU10 PAR16 50W max.

PC



Lámparas recomendadas / Recommended lamps  
Lampes recommandées / Lämpadas recomendadas

LED PRO



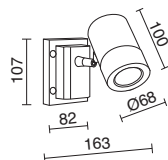
Pag. 393

manly



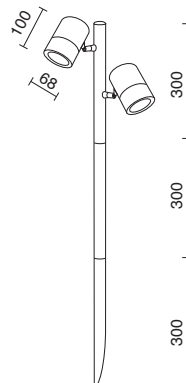
**460B-L0205A-04** ■

LED COB 5W 300lm 4000K



**460A-L0205A-04** ■

LED COB 2x 5W 2x 300lm 2x 4000K



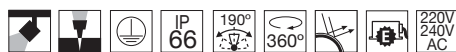
Base+conector / Base+connection / Base+connecteur / Base+conector



**B11A-X33X2A-04** ■

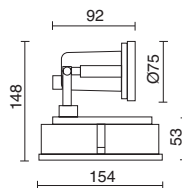


mic



**199A-G23X1B-02** ■

GU5,3  QR-CB 35W



Piqueta / Spike / Piquet / Piquet



**A05A-199-02** ■



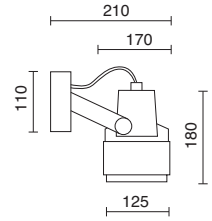


spark



**294A-G05X1A-04** ■

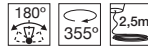
E27 PAR30 75W



**294B-G05X1A-04** ■

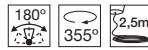
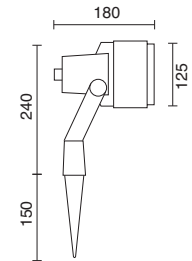
E27 PAR30 75W

Con rejilla antideslumbrante Incluida.  
With anti-dazzle grille Included.  
Avec grille antireflet Inclue.  
Com grelha antiencadeamento Incluída.



**294C-G05X1A-04** ■

E27 PAR30 75W



**294D-G05X1A-04** ■

E27 PAR30 75W

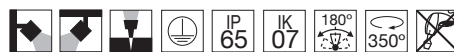
Con rejilla antideslumbrante Incluida.  
With anti-dazzle grille Included.  
Avec grille antireflet Inclue.  
Com grelha antiencadeamento Incluída.



-04 ■ Antracita / Anthracite / Anthracite / Antracite



extra



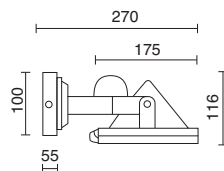
110V  
240V  
AC

103A-H35X1A-01

103A-H35X1A-02

103A-H35X1A-03

R7s QT-DE 150W max.  
(78 mm)



220V  
240V  
AC

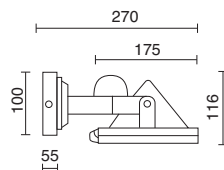
103A-M07A4B-02

103A-M07A4B-03

G12 HIT 35W

G12 HIT 70W

G12 HIT 150W



Balasto remoto (10m) / Remote ballast (10m)

Balast remote (10m) / Balasto remoto (10m)

**B02L-M3335B-01** 35W

**B02L-M3370B-01** 70W

103

90

217

103

90

187

Piqueta / Spike / Piquet / Piquet

**A05A-103-02**

255 mm

2m.

PC

Brazo de aluminio con base / Aluminium arm with base  
Bras à base d'aluminium / Braço de alumínio com base

**A25A-103-01**

**A25A-103-02**

**A25A-103-03**

500

100

180

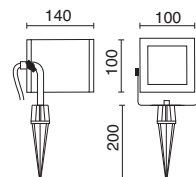
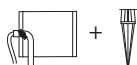


# nayara



**567A-L0213B-04** ■

LED COB 12,6W 800lm 4000K



-04 ■ Antracita / Anthracite / Anthracite / Antracite

nek



**649A-L0117B-03** ■

LED ⚡ 16,5W 1800lm 3000K

**649A-L0217B-03** ■

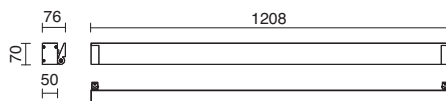
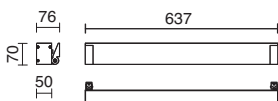
LED ⚡ 16,5W 2100lm 4000K

**649B-L0133B-03** ■

LED ⚡ 33W 3600lm 3000K

**649B-L0233B-03** ■

LED ⚡ 33W 4200lm 4000K




Disponible Dimmerable  
Dimmable version available  
Disponible Dimmable  
Disponível Dimmable

Disponible RGB DMX  
Available in RGB DMX  
Disponible RGB DMX  
Disponível RGB DMX

Disponible DALI  
Available in RGB DALI  
Disponible RGB DALI  
Disponível RGB DALI

Disponible con ópticas diferentes (18° - 28° - 64° - 38° - 38°+14° (elíptica))  
Available in beams (18° - 28° - 64° - 38° - 38°+14° (elíptica))  
Disponible avec optiques différentes (18° - 28° - 64° - 38° - 38°+14° (elíptica))  
Disponível com ópticas diferentes (18° - 28° - 64° - 38° - 38°+14° (elíptica))



-03 ■ Gris / Grey / Gris / Cinzento

lisboa

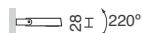
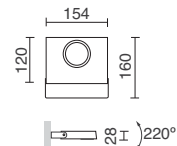
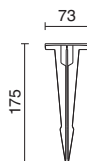


**402A-L0112B-02** ■

LED COB 12W 1700lm 3000K



*Con piqueta.*  
*With spike.*  
*Avec pic.*  
*Com piquet.*

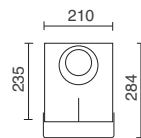


**402B-L0139B-02** ■

LED COB 39W 4600lm 3000K



Disponível com ópticas diferentes (17° - 55° - 70°)  
Available in beams (17° - 55° - 70°)  
Disponibile avec optiques différentes (17° - 55° - 70°)  
Disponível com ópticas diferentes (17° - 55° - 70°)

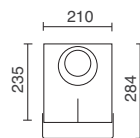


**402C-L0151B-02** ■

LED COB 51W 6400lm 3000K



Disponível com ópticas diferentes (40° - 60° - 70°)  
Available in beams (40° - 60° - 70°)  
Disponibile avec optiques différentes (40° - 60° - 70°)  
Disponível com ópticas diferentes (40° - 60° - 70°)





# lisboa



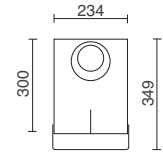
## 402D-L0175B-02 ■

LED COB 75W 9300lm 3000K



Disponibile con ottiche differenti (40° - 60° - 70°)  
Available in beams (40° - 60° - 70°)

Disponibile avec optiques différentes (40° - 60° - 70°)  
Disponível com ópticas diferentes (40° - 60° - 70°)







decorativa

decorative

décorative

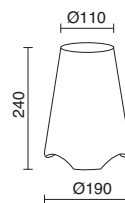
decorativos

niza

**459A-G04X1A-01** □

E14 TC-TSE 11W max.

E14 LED 4W 470lm 3000K



Lámparas recomendadas / Recommended lamps  
Lampes recommandées / Lâmpadas recomendadas

**LED FILAMENT**

Pag. 392

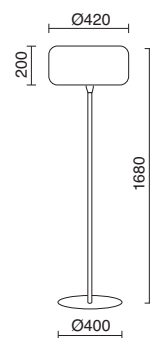
tasmania

**458A-G05X1A-04** ■

E27 LED 4W / 6W / 6,6W

E27 TC-TSE 23W max.

E27 HAL 42W



Lámparas recomendadas / Recommended lamps  
Lampes recommandées / Lâmpadas recomendadas

**LED FILAMENT**

Pag. 392



# block



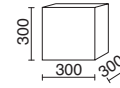
Portátil Portable Portable Portail



PE

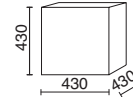
**392A-G05X1A-01** □

E27 TC-TSE 33W max.  
Ø max. 55 mm



**392B-G05X1A-01** □

E27 LED 4W / 6W / 6,6W  
E27 TC-TSE 23W max.  
E27 HAL 42W

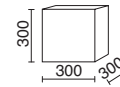


Anclado a suelo Floor anchoring Ancré au sol Ancorado no solo



**392C-G05X1A-01** □

E27 TC-TSE 33W max.  
Ø max. 55 mm



Lámparas recomendadas / Recommended lamps  
Lampes recommandées / Lâmpadas recomendadas


**LED FILAMENT**



Pag. 392

Sólo para / Only for / Seulement pour/ Solamente para

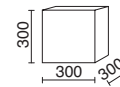
# block-rgb



PE

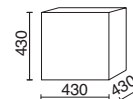
**396A-L0403L-01** □

LED 3W



**396B-L0403L-01** □

LED 3W



Diferentes velocidades de cambio de color.  
Different speed of changing colors.  
Différentes vitesses de changement de couleur.  
Diferentes velocidades de mudança de cor.

Sincronización de cambio de color con señales acústicas (música, voz,...)  
Synchronized change of colors according to acoustics sounds (music, voice,...)  
Synchronisation du changement de couleur avec des signaux acoustiques (musique, voix, etc)  
Sincronização de mudança de cor com sinais acústicos (música, voz,...)

-01 □ Blanco / White / Blanc / Branco



## ballon



PE

**393A-G05X1A-01** □

E27 LED 4W / 6W / 6,6W

E27 TC-TSE 23W max.

E27 HAL 42W

**393B-G05X1A-01** □

E27 LED 4W / 6W / 6,6W

E27 TC-TSE 23W max.

E27 HAL 42W



Lámparas recomendadas / Recommended lamps  
Lampes recommandées / Lâmpadas recomendadas

## LED FILAMENT




Pag. 392

## ballon-rgb



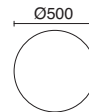
PE

**397A-L0403L-01** □ 

LED 3W

**397B-L0403L-01** □ 

LED 3W



Diferentes velocidades de cambio de color.  
Different speed of changing colors.  
Différentes vitesses de changement de couleur.  
Diferentes velocidades de mudança de cor.


Sincronización de cambio de color con señales acústicas (música, voz,...)  
Synchronized change of colors according to acoustics sounds (music, voice,...)  
Synchronisation du changement de couleur avec des signaux acoustiques (musique, voix, etc)  
Sincronização de mudança de cor com sinais acústicos (música, voz,...)

-01 □ Blanco / White / Blanc / Branco



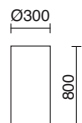


## cylinder

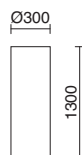


PE


394A-G05X1A-01 □

E27  TC-TSE 33W max.

394B-G05X1A-01 □

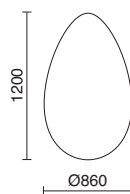
E27  TC-TSE 33W max.

## egg



PE

395A-G05X1A-01 □

E27  TC-TSE 65W max.







sumergibles

underwater lights

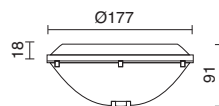
eclairage subaquatique

submersíveis

## par56 on led v.2.

**387A-L2448D-04** ●●●

GX16 d 24LEDS 48W - 64VA

**387A-L2458D-03** ○

GX16 d 24LEDS 58W - 60VA 4320lm &gt;5700K

1 lámpara ilumina 25m<sup>2</sup> en piscinas y no en fuentes (altura)  
 1 lamp light 25m<sup>2</sup> in swimming pools, but not in fountains (height)  
 1 lampe éclaire 25m<sup>2</sup> en piscines, sauf dans les fontaines.  
 1 lâmpada ilumina 25m<sup>2</sup> em piscinas e não em fontes (altura)

En reposición de la lámpara, recomendamos cambiar la junta tórica.  
 For lamp replacement, we recommend changing the toric joint.  
 Lors de la substitution de la lampe, nous recommandons de changer le joint thorique.  
 Na reposição da lâmpada, recomendamos que mude a junta tórica.

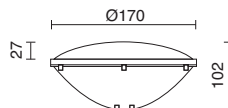
Junta tórica / Toric joint / Joint thorique / Junta tórica

**A11A-233-00**

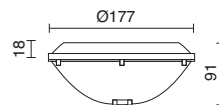
## par56 led

**233A-L2427D-04** ●●●

GX16 d 12LEDS 27W - 37VA

**233B-L2416D-03** ○

GX16 d 9LEDS 16W - 24VA 1485lm &gt;5700K



1 lámpara ilumina 20m<sup>2</sup> en piscinas y no en fuentes (altura)  
 1 lamp light 20m<sup>2</sup> in swimming pools, but not in fountains (height)  
 1 lampe éclaire 20m<sup>2</sup> en piscines, sauf dans les fontaines.  
 1 lâmpada ilumina 20m<sup>2</sup> em piscinas e não em fontes (altura)

En reposición de la lámpara, recomendamos cambiar la junta tórica.  
 For lamp replacement, we recommend changing the toric joint.  
 Lors de la substitution de la lampe, nous recommandons de changer le joint thorique.  
 Na reposição da lâmpada, recomendamos que mude a junta tórica.

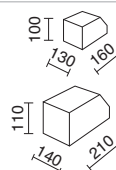
Junta tórica / Toric joint / Joint thorique / Junta tórica

**A11A-233-00**

- En funcionamiento SIEMPRE SUMERGIDA (hasta 2m.)
- Keep ALWAYS UNDER WATER when ON (hasta 2m.)
- En fonctionnement TOUJOURS IMMERGÉE (jusqu'à 2m.)
- Em operação SIEMPRE SUMERGIDA (hasta 2m.)

Alimentadores / Power supplies / Alimentateurs / Alimentadores

+ Info pag. 400-401

**B021-X33F9D-02**  
350VA**B021-X33G1D-02**  
700VA

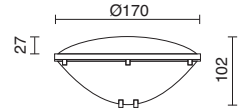
# Kit PAR56-W



**Kit 1 lámpara PAR56 LED wireless + mando a distancia**  
 Kit 1: One LED PAR56 wireless lamp plus one remote control  
**Kit 1 lampe PAR25 LED wireless + télécommande**  
 Kit 1 lâmpada PAR56 Led Wireless + comando à distância.

**386A-L0427D-00**

GX16 d 12LEDS 27W - 37VA



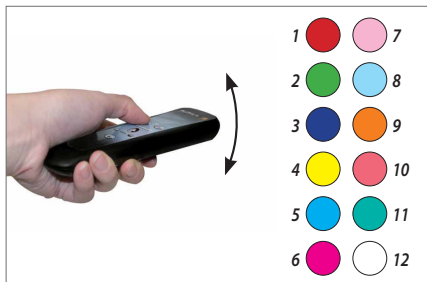
**Kit 2 lámparas PAR56 LED wireless + mando a distancia**  
 Kit 2: Two LED PAR56 wireless lamps plus one remote control  
**Kit 2 lampes PAR25 LED wireless + télécommande**  
 Kit 2 lâmpades PAR56 Led Wireless + comando à distância.

**386B-L0427D-00**

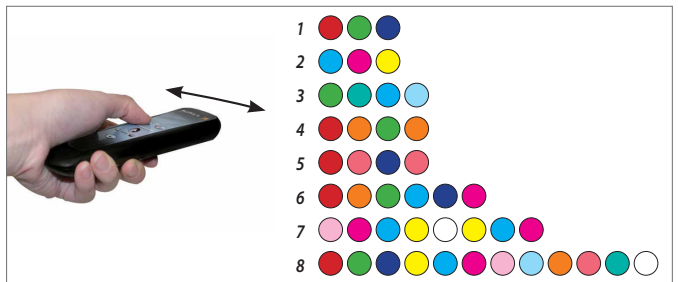
2 x GX16 d 12LEDS 27W - 37VA

1 lámpara ilumina 20m<sup>2</sup> en piscinas y no en fuentes (altura)  
 1 lamp lights 20m<sup>2</sup> in swimming pools, but not in fountains (height)  
 1 lampe éclaire 20m<sup>2</sup> en piscines, sauf dans les fontaines.  
 1 lâmpada ilumina 20m<sup>2</sup> em piscinas e não em fontes (altura)

- Selección de colores mediante movimientos verticales.
- Colour change through vertical movement.
- Sélection des couleurs à l'aide de déplacements verticaux.
- Seleção de cores mediante movimentos verticais.



- Selección de secuencias mediante movimientos horizontales.
- Sequence change through horizontal movement.
- Sélection des séquences à l'aide de déplacements horizontaux.
- Seleção de seqüências mediante movimentos horizontais.



• En funcionamiento SIEMPRE SUMERGIDA (hasta 2m.)  
 • Keep ALWAYS UNDER WATER when ON (hasta 2m.)  
 • En fonctionnement TOUJOURS IMMERGÉE (jusqu'à 2m.)  
 • Em operação SIEMPRE SUMERGIDA (hasta 2m.)

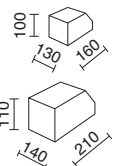
Alimentadores / Power supplies / Alimentateurs / Alimentadores

+ Info pag. 400-401




**B021-X33F9D-02**  
350VA

**B021-X33G1D-02**  
700VA



## control RGB



con pulsador with push button avec interrupteur com botão



Pulsador de circuito cerrado con aplicación de superficie.  
Closed-loop button device with surface application.  
Interrupteur en circuit fermé avec application en surface.  
Botão de circuito fechado com aplicação saliente.

**B01A-X33X2A-03**



IP 65

Mediante cada pulsación se efectúa un cambio entre 7 colores y 8 secuencias.  
Each push of the button brings about a change between colours and 8 sequences.  
Une brève pression sur le bouton permet de changer entre 7 couleurs et 8 séquences.  
A cada pressão do botão é realizada a mudança entre 7 cores e 8 seqüências.

Instalar entre el interruptor y el transformador (no incluido).  
Install between the switch and the transformer (not included).  
Aide entre l'interrupteur et le transformateur (non inclus).  
Instalar entre o interruptor e o transformador (não incluído).



con mando a distancia with remote control avec télécommande comando à distância



Receptor-modulador con antena.  
Receiver-modulator with antenna.  
Récepteur-modulateur avec antenne.  
Receptor-modulador com antena.

**B05B-X33X2B-01**

+

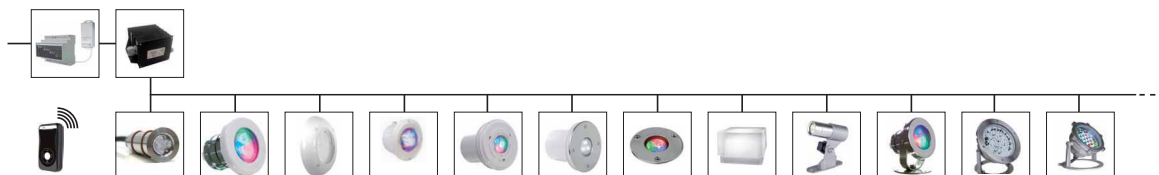


Mando a distancia.  
Remote control.  
Télécommande.  
Comando à distância.

**B05A-X33X2X-02**

- Alcance: Scope: Portée: Alcance: 50 m.
- Bateria: Power supply: Batterie: Bateria: Pila battery pile pilha 23AE 12V. (6LR61)
- Dimensiones: Dimensions: Dimensions: Dimensões: 61 x 24 x 110 mm.

• Indispensable vincular el modulador con el mando. • The modulator must be linked to the remote control. • Relier impérativement le modulateur à la télécommande. • É indispensável emparelhar o modulador com o comando.



Consulte con nuestro departamento técnico cualquier proyecto con luminarias y sistemas de control RGB.

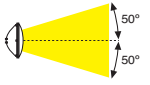
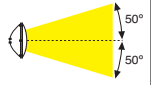
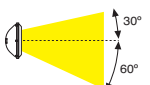
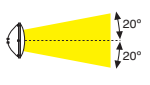
Check with our technical department about RGB control system projects.

Contacter notre Service Technique pour tout projet avec des luminaires et systèmes de contrôle RGB.

Consulte o nosso departamento técnico relativamente a qualquer projeto com luminárias e sistemas de controlo RGB.



cuadro comparativo comparison table cadre comparatif quadro comparativo

	PAR56 LED (RGB)	PAR56 LED (blanco/white/blanc)	PAR56 OnLED V.2 (RGB)	PAR56 OnLED V.2 (blanco/white/blanc)	PAR56 (Halogen)
*Lúmens	1.100 lm	1.485 lm	2.544 lm	4.320 lm	6.000 lm
Consumo / Consumption / Consommation / Consumo	27W - 37VA	16W - 24VA	48W - 64VA	58W - 60VA	300W
*Eficiencia / *Efficiency / *Efficacité / *Eficiência	40,74 lm/W	92,81 lm/W	53 lm/W	74,48 lm/W	20 lm/W
Voltaje / Voltage / Tension / Tensão	12V		12V		12V
Vida útil / Useful life / Vie utile / Vida útil	100.000 h (A partir de las 50.000h el flujo luminoso es del 70%) 100.000 h (After 50000h the luminous flux is 70%) 100.000 h (Après 50.000h, le flux lumineux est de 70%)				Entre 1.000h y 2.000h Between 1,000h and 2,000h Entre 1.000h et 2.000h
Colores / Colours / Couleurs / Cores	7	blanco / white / blanc	7	blanco / white / blanc	blanco / white / blanc
DMX	▲		▲		NO
Colores con DMX / Colours with DMX Coulours avec DMX / Cores com DMX	12		12		NO
**Ahorro consumo / **Consumption savings **Economie d'énergie / **Poupança de consumo	80%		75%		
Ahorro lámparas	1 PAR56 de LEDs = 66 PAR56 Halogen				
***Lente ***Lens ***Optique ***Lente					
Cable de conexión / Connection cable Cable de connexion / Cabo de ligação	2 x 1,5 mm <sup>2</sup>		2 x 1,5 mm <sup>2</sup>		2 x 6 mm <sup>2</sup>

(\*) En luz blanca / In white light / En lumière blanche / Em luz branca.

(\*\*) Respecto PAR56 halógena / With respect to PAR56 halogen / PAR56 halogène / Em relação a PAR56 de halogéneo.

(\*\*\*) Vista lateral del haz de luz / Side view of the light beam / Vue latérale du faisceau lumineux / Vista lateral do feixe de luz.



belt



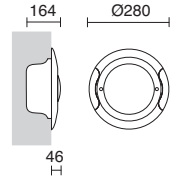
**Instalación en piscinas hormigonadas**  
 Suitable for installation in concrete pools  
**Installation en piscines béton**  
 Instalação em piscinas em Betão

**030A-L0427D-01**

LED 12LEDS 27W - 37VA

**030A-L0316D-01**

LED 9LEDS 16W - 24VA 1485 lm >5700K



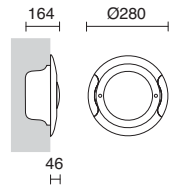
**Instalación en piscinas prefabricadas y con liner**  
 Suitable for installation in prefabricated and liner pools  
**Installation en piscines préfabriquées et liner**  
 Instalação em piscinas Pré-Fabricadas e com Liner

**030B-L0427D-01**

LED 12LEDS 27W - 37VA

**030B-L0316D-01**

LED 9LEDS 16W - 24VA 1485 lm >5700K



1 lámpara ilumina 20m<sup>2</sup> en piscinas y no en fuentes (altura)

1 lamp lights 20m<sup>2</sup> in swimming pools, but not in fountains (height)

1 lampe éclaire 20m<sup>2</sup> en piscines, sauf dans les fontaines.

1 lâmpada ilumina 20m<sup>2</sup> em piscinas e não em fontes (altura)



Disponible con lámpara V2.  
 Available with V2 lamp version.  
 Disponible avec lampe V2.  
 Disponível com Lâmpada V2.



Disponible en acero inoxidable.  
 Available in stainless steel.  
 Disponible en acier inoxydable.  
 Disponível em Aço Inoxidável.



Disponible DMX con lámpara V2.  
 Available in DMX with V2 lamp version.  
 Disponible DMX avec lampe V2.  
 Disponível DMX com Lâmpada V2.

Alimentadores / Power supplies / Alimentateurs / Alimentadores

+ Info pag. 400-401



Sistema de Control RGB / RGB Control System / Système de Contrôle RGB / Sistema de Controlo RGB (+ info pag. 262)

Con pulsador  
 With push button  
 Con pulsador  
 Com botão



Con mando a distancia  
 With remote control  
 Con mando a distancia  
 Com controle remoto



• En funcionamiento SIEMPRE SUMERGIDA (hasta 2m.)  
 • Keep ALWAYS UNDER WATER when ON (hasta 2m.)  
 • En fonctionnement TOUJOURS IMMERGÉE (jusqu'à 2m.)  
 • Em operação SIEMPRE SUMERGIDA (hasta 2m.)

-01  Blanco / White / Blanc / Branco



praga



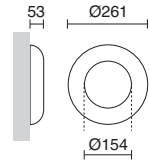
**Instalación en piscinas hormigonadas**  
**Suitable for installation in concrete pools**  
**Installation en piscines béton**  
**Instalação em piscinas em Betão**

**253A-L0427D-01**

LED 12LEDS 27W - 37VA

**253A-L0316D-01**

LED 9LEDS 16W - 24VA 1485 lm >5700K



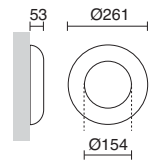
**Instalación en piscinas prefabricadas y con liner**  
**Suitable for installation in prefabricated and liner pools**  
**Installation en piscines préfabriquées et liner**  
**Instalação em piscinas Pré-Fabricadas e com Liner**

**253B-L0427D-01**

LED 12LEDS 27W - 37VA

**253B-L03B3D-01**

LED 9LEDS 16W - 24VA 1485 lm >5700K



1 lámpara ilumina 20m<sup>2</sup> en piscinas y no en fuentes (altura)  
 1 lamp lights 20m<sup>2</sup> in swimming pools, but not in fountains (height)  
 1 lampe éclaire 20m<sup>2</sup> en piscines, sauf dans les fontaines.  
 1 lâmpada ilumina 20m<sup>2</sup> em piscinas e não em fontes (altura)

▲ Disponible en blanco cálido y neutro, y también en color azul, rojo y verde.  
 Available in warm white and neutral, and also in blue, red and green.  
 Disponible en blanc chaleureux et neutre, et également en couleur bleue, rouge et verte.  
 Disponível em branco quente e neutro, e também em azul, vermelho e verde.

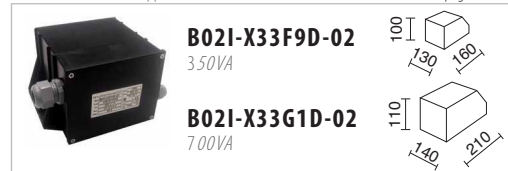
▲ Disponible con lámpara V2.  
 Available with V2 lamp version.  
 Disponible avec lampe V2.  
 Disponível com Lámpada V2.

▲ Disponible en acero inoxidable.  
 Available in stainless steel.  
 Disponible en acier inoxydable.  
 Disponível em Aço Inoxidável.

▲ Disponible DMX con lámpara V2.  
 Available in DMX with V2 lamp version.  
 Disponible DMX avec lampe V2.  
 Disponível DMX com Lámpada V2.

Alimentadores / Power supplies / Alimentateurs / Alimentadores

+ Info pag. 400-401



• En funcionamiento SIEMPRE SUMERGIDA (hasta 2m).  
 • Keep ALWAYS UNDER WATER when ON (hasta 2m).  
 • En fonctionnement TOUJOURS IMMERGÉE (jusqu'à 2m).  
 • Em operação SIEMPRE SUMERGIDA (hasta 2m).

Sistema de Control RGB / RGB Control System / Système de Contrôle RGB / Sistema de Control RGB

(+ info pag. 262)

Con pulsador  
 With push button  
 Avec interrupteur  
 Com botão



Con mando a distancia  
 With remote control  
 Avec télécommande  
 Com controle remoto



-01  Blanco / White / Blanc / Branco



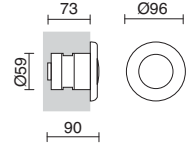
cup



**Instalación en pequeñas piscinas**  
 For installation in small pools  
 Installation en piscines de petites dimensions  
 Instalação em pequenas piscinas

**077A-L0404D-01**      
 LED 4W - 7VA

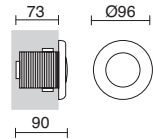
**077A-L0304D-01**    
 LED 4W - 6VA 315 lm >5700K



**Instalación en Spas**  
 For installation in Spas  
 Installation en Spas  
 Instalação em Spas

**077B-L0404D-01**      
 LED 4W - 7VA

**077B-L0304D-01**    
 LED 4W - 6VA 315 lm >5700K



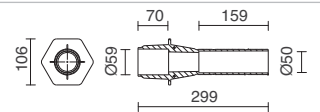
▲ Disponible con 2 ópticas diferentes (Narrow 8°, Medium 25°)  
 Available in 2 different beams angles (narrow 8°, medium 25°)  
 Disponible avec 2 optiques différentes (Étroite 8°, Moyenne 25°)  
 Disponível com 2 ópticas diferentes (Narrow/estreito 8°, Medium/médio 25°)

▲ Disponible en blanco cálido y neutro, y también en color azul, rojo y verde.  
 Available in warm white and neutral, and also in blue, red and green.  
 Disponible en blanc chaleureux et neutre, et également en couleur bleue, rouge et verte.  
 Disponível em branco quente e neutro, e também em azul, vermelho e verde.

▲ Disponible DMX  
 Available in DMX  
 Disponible DMX  
 Disponível DMX

Caja de empotrar / Recessing box / Boîtier d'encastrement / Caixa embutida

**A12A-077-01**



077A-L0404D-01 + A13A-077-30

Aro de acero inoxidable / Stainless steel ring / Anneau en acier inoxydable / Aro fabricado em aço inoxidável



**A13A-077-30**

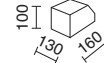


Alimentadores / Power supplies / Alimentateurs / Alimentadores

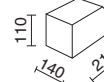
+ Info pag. 400-401



**B02I-X33F9D-02**  
 3.50VA



**B02I-X33G1D-02**  
 7.00VA



Sistema de Control RGB / RGB Control System / Système de Contrôle RGB / Sistema de Control RGB

Con mando a distancia  
 With remote control  
 Avec télécommande  
 Com controle remoto



(+ info pag. 262)

• Válido para instalaciones fuera del agua.  
 • Suitable for installations outside water.  
 • Valable pour les installations hors de l'eau.  
 • Válido para instalações fora da água.

-01  Blanco / White / Blanc / Branco -30  Inox / Stainless steel / Inox / Inox



pal



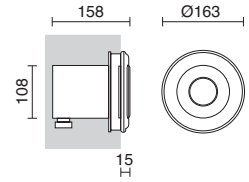
**Instalación en piscinas hormigonadas**  
 Suitable for installation in concrete pools  
**Instalación en piscines béton**  
 Instalação em piscinas em Betão

**231A-L0404D-01**

LED 4W - 7VA

**231A-L0304D-01**

LED 4W - 6VA 315 lm >5700K



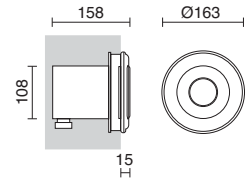
**Instalación en piscinas prefabricadas y con liner**  
 Suitable for installation in prefabricated and liner pools  
**Instalación en piscines préfabriquées et liner**  
 Instalação em piscinas Pré-Fabricadas e com Liner

**231B-L0404D-01**

LED 4W - 7VA

**231B-L0304D-01**

LED 4W - 6VA 315 lm >5700K



▲ Disponible DMX  
 Available in DMX  
 Disponible DMX  
 Disponível DMX

▲ Disponible con 2 ópticas diferentes (Narrow 8°, Medium 25°)  
 Available in 2 different beams angles (narrow 8°, medium 25°)  
 Disponible avec 2 optiques différentes (Étroite 8°, Moyenne 25°)  
 Disponível com 2 ópticas diferentes (Narrow/estreito 8°, Medium/médio 25°)

▲ Disponible en blanco cálido y neutro, y también en color azul, rojo y verde.  
 Available in warm white and neutral, and also in blue, red and green.  
 Disponible en blanc chaleureux et neutre, et également en couleur bleu, rouge et vert.  
 Disponível em branco quente e neutro, e também em azul, vermelho e verde.

Alimentadores / Power supplies / Alimentateurs / Alimentadores + Info pag. 400-401



- Válido para instalaciones fuera del agua.
- Suitable for installations outside water.
- Valable pour les installations hors de l'eau.
- Válido para instalações fora da água.


Sistema de Control RGB / RGB Control System / Système de Contrôle RGB / Sistema de Control RGB



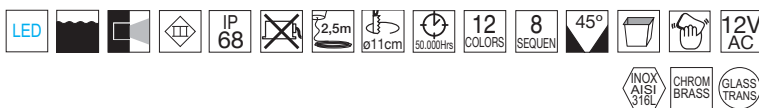
(+ info pag. 262)

-01  Blanco / White / Blanc / Branco





# pal slim



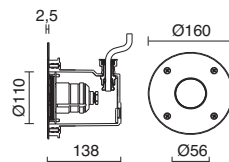
**Instalación en piscinas hormigonadas**  
**Suitable for installation in concrete pools**  
**Installation en piscines béton**  
**Instalação em piscinas em Betão**

**661A-L0404D-30**

LED 4W - 7VA

**661A-L0304D-30**

LED 4W - 6VA 315 lm >5700K



Disponible DMX  
 Available in DMX  
 Disponible DMX  
 Disponível DMX

Alimentadores / Power supplies / Alimentateurs / Alimentadores

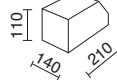
+ Info pag. 400-401



**B02I-X33F9D-02**  
3.50VA



**B02I-X33G1D-02**  
7.00VA



Sistema de Control RGB / RGB Control System / Système de Contrôle RGB / Sistema de Control RGB

Con mando a distancia  
 With remote control  
 Avec télécommande  
 Com controle remoto

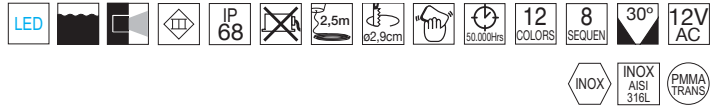


(+ info pag. 262)

- Válido para instalaciones fuera del agua.
- Suitable for installations outside water.
- Valable pour les installations hors de l'eau.
- Válido para instalações fora da água.



# nino

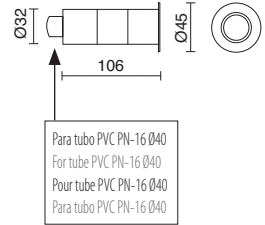


## 220B-L0403D-30

LED 3W - 4VA

## 220B-L0203D-30

LED 3W - 4VA 250 lm >5700K

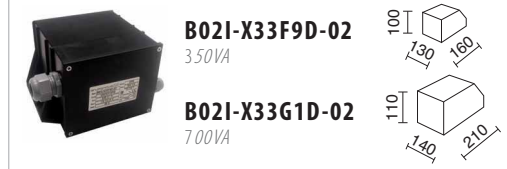


▲ Disponible DMX  
Available in DMX  
Disponible DMX  
Disponível DMX

▲ Disponible en blanco cálido y neutro, y también en color azul, rojo y verde.  
Available in warm white and neutral, and also in blue, red and green.  
Disponible en blanc chaleureux et neutre, et également en couleur bleue, rouge et verte.  
Disponível em branco quente e neutro, e também em azul, vermelho e verde.

• Válido para instalaciones fuera del agua.  
• Suitable for installations outside water.  
• Valable pour les installations hors de l'eau.  
• Válido para instalações fora da água.

Alimentadores / Power supplies / Alimentateurs / Alimentadores + Info pag. 400-401

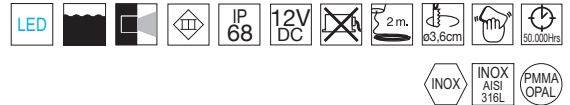


Sistema de Control RGB / RGB Control System / Système de Contrôle RGB / Sistema de Control RGB



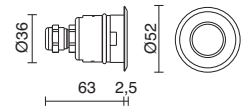
(+ info pag. 262)

# nino-short



## 384A-L0302D-30

LED 1,5 W - 4VA 50 lm >5700K

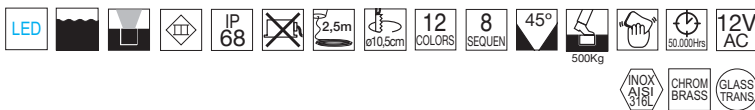


▲ Disponible en blanco cálido y neutro, y también en color azul, rojo y verde.  
Available in warm white and neutral, and also in blue, red and green.  
Disponible en blanc chaleureux et neutre, et également en couleur bleue, rouge et verte.  
Disponível em branco quente e neutro, e também em azul, vermelho e verde.

• Válido para instalaciones fuera del agua.  
• Suitable for installations outside water.  
• Valable pour les installations hors de l'eau.  
• Válido para instalações fora da água.

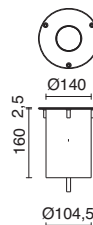


mudy



**662A-L0404D-30**

LED 4W - 7VA



**662A-L0304D-30**

LEDS 4W - 6VA 315 lm >5700K

▲ Disponible DMX  
Available in DMX  
Disponible DMX  
Disponível DMX

▲ Disponible en blanco cálido y neutro, y también en color azul, rojo y verde.  
Available in warm white and neutral, and also in blue, red and green.  
Disponible en blanc chaleureux et neutre, et également en couleur bleue, rouge et verte.  
Disponível em branco quente e neutro, e também em azul, vermelho e verde.

▲ Disponible con 2 ópticas diferentes (Narrow 8°, Medium 25°)  
Available in 2 different beams angles (narrow 8°, medium 25°)  
Disponible avec 2 optiques différentes (Étroite 8°, Moyenne 25°)  
Disponível com 2 ópticas diferentes (Narrow/estreito 8°, Medium/médio 25°)

- Válido para instalaciones fuera del agua.
- Suitable for installations outside water.
- Valable pour les installations hors de l'eau.
- Válido para instalações fora da água.


Alimentadores / Power supplies / Alimentateurs / Alimentadores + Info pag. 400-401



Sistema de Control RGB / RGB Control System / Système de Contrôle RGB / Sistema de Controlo RGB



(+ info pag. 262)



-30  Inox / Stainless steel / Inox / Inox

# perimeter



**385A-L0416F-30**

LED 16W 100cm

**385B-L0408F-30**

LED 8W 50cm

**385A-L0316F-30**

LED 16W 400 lm >5700K 100cm

**385B-L0308F-30**

LED 8W 200 lm >5700K 50cm

Incluye grapas de fijación.  
Fixing clips included.  
Grapas fixation Includes.  
Inclui cliques de fixação.



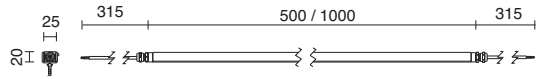

Sistema de Control RGB / RGB Control System / Système de Contrôle RGB / Sistema de Control RGB



**B05C-X33X2F-00**  
(5 lum. max.)

16 COLORS 7 SEQUEN

(+ info pag. 262)




- Válido para instalaciones fuera del agua.
- Suitable for installations outside water.
- Valable pour les installations hors de l'eau.
- Válido para instalações fora da água.

Alimentadores / Power supplies / Alimentateurs / Alimentadores

	<b>B020-X3340F-39</b>	40W	2 lum. max. (385A)	4 lum. max. (385B)
	<b>B020-X3380F-39</b>	80W	4 lum. max. (385A)	8 lum. max. (385B)
	<b>B020-X33A1F-39</b>	100W	5 lum. max. (385A)	10 lum. max. (385B)

+ Info pag. 400-401



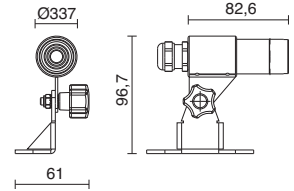
-30  Inox / Stainless steel / Inox / Inox

# spyglass



## 660A-L0403D-30

3LEDs 3W - 4VA 150lm



## 660A-L0303D-30

3LEDs 3W - 4VA 250lm >5700K

- Válido para instalaciones fuera del agua.
- Suitable for installations outside water.
- Valable pour les installations hors de l'eau.
- Válido para instalações fora da água.

▲ Disponible DMX  
Available in DMX  
Disponible DMX  
Disponível DMX

▲ Disponible con 2 ópticas diferentes (Narrow 8°, Medium 25°)  
Available in 2 different beams angles (narrow 8°, medium 25°)  
Disponible avec 2 optiques différentes (Étroite 8°, Moyenne 25°)  
Disponível com 2 ópticas diferentes (Narrow/estreito 8°, Medium/médio 25°)

▲ Disponible en blanco cálido y neutro, y también en color azul, rojo y verde.  
Available in warm white and neutral, and also in blue, red and green.  
Disponible en blanc chaleureux et neutre, et également en couleur bleue, rouge et verte.  
Disponível em branco quente e neutro, e também em azul, vermelho e verde.


Alimentadores / Power supplies / Alimentateurs / Alimentadores + Info pag. 400-401



Sistema de Control RGB / RGB Control System / Système de Contrôle RGB / Sistema de Controlo RGB

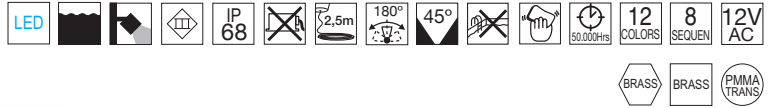


(+ info pag. 262)



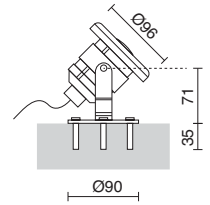


lynn



**187A-L0404D-32**

LED 4W - 7VA



**187A-L0304D-32**

LED 4W - 6VA 315 lm >5700K

Base de acero inox.  
Stainless steel base.  
Base de acier Inox.  
Base de Aço Inox.

INOX  
AISI  
316L

- Válido para instalaciones fuera del agua.
- Suitable for installations outside water.
- Valable pour les installations hors de l'eau.
- Válido para instalações fora da água.



▲ Disponible DMX  
Available in DMX  
Disponible DMX  
Disponível DMX

▲ Disponible con 2 ópticas diferentes (Narrow 8°, Medium 25°)  
Available in 2 different beams angles (narrow 8°, medium 25°)  
Disponible avec 2 optiques différentes (Étroite 8°, Moyenne 25°)  
Disponível com 2 ópticas diferentes (Narrow/estreito 8°, Medium/médio 25°)


▲ Disponible en blanco cálido y neutro, y también en color azul, rojo y verde.  
Available in warm white and neutral, and also in blue, red and green.  
Disponible en blanc chaleureux et neutre, et également en couleur bleue, rouge et verte.  
Disponível em branco quente e neutro, e também em azul, vermelho e verde.

Alimentadores / Power supplies / Alimentateurs / Alimentadores + Info pag. 400-401




**B021-X33F9D-02**  
350VA





**B021-X33G1D-02**  
700VA



Sistema de Control RGB / RGB Control System / Système de Contrôle RGB / Sistema de Controlo RGB

Con mando a distancia  
With remote control  
Avec télécommande  
Com controle remoto



(+ info pag. 262)

-32  Cromado / Chrome / Chromé / Cromado

# gamble-maxi

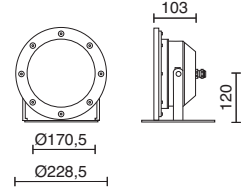


## 118B-L0448D-30

12LEDS 48W - 64VA

## 118B-L0358D-30

12LEDS 58W - 60VA 4320 lm >5700K



Disponible DMX  
Available in DMX  
Disponible DMX  
Disponível DMX

Disponible en blanco cálido y neutro, y también en color azul, rojo y verde.  
Available in warm white and neutral, and also in blue, red and green.  
Disponible en blanc chaleureux et neutre, et également en couleur bleue, rouge et verte.  
Disponível em branco quente e neutro, e também em azul, vermelho e verde.


Disponible con 2 ópticas diferentes (Narrow 8°, Medium 25°)  
Available in 2 different beams angles (narrow 8°, medium 25°)  
Disponible avec 2 optiques différentes (Étroite 8°, Moyenne 25°)  
Disponível com 2 ópticas diferentes (Narrow/estreito 8°, Medium/médio 25°)

Sistema de Control RGB  
RGB Control System  
Système de Contrôle RGB  
Sistema de Controllo RGB



- En funcionamiento SIEMPRE SUMERGIDA (hasta 2m.)
- Keep ALWAYS UNDER WATER when ON (hasta 2m.)
- En fonctionnement TOUJOURS IMMERGÉE (jusqu'à 2m.)
- Em operação SIEMPRE SUMERGIDA (hasta 2m.)

# gamble-plus

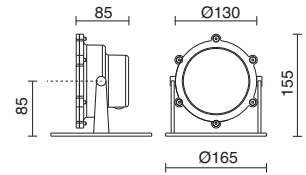


## 382A-L0422D-30

12LEDS 22W - 31VA

## 382A-L0316D-30

12LEDS 16W - 23VA 1100 lm >5700K



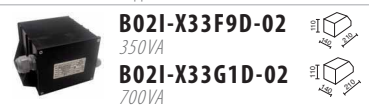
Disponible DMX  
Available in DMX  
Disponible DMX  
Disponível DMX

Disponible en blanco cálido y neutro, y también en color azul, rojo y verde.  
Available in warm white and neutral, and also in blue, red and green.  
Disponible en blanc chaleureux et neutre, et également en couleur bleue, rouge et verte.  
Disponível em branco quente e neutro, e também em azul, vermelho e verde.

Disponible con 2 ópticas diferentes (Narrow 8°, Medium 25°)  
Available in 2 different beams angles (narrow 8°, medium 25°)  
Disponible avec 2 optiques différentes (Étroite 8°, Moyenne 25°)  
Disponível com 2 ópticas diferentes (Narrow/estreito 8°, Medium/médio 25°)

- En funcionamiento SIEMPRE SUMERGIDA (hasta 2m.)
- Keep ALWAYS UNDER WATER when ON (hasta 2m.)
- En fonctionnement TOUJOURS IMMERGÉE (jusqu'à 2m.)
- Em operação SIEMPRE SUMERGIDA (hasta 2m.)

Alimentadores / Power supplies / Alimentateurs / Alimentadores



+ Info pag. 400-401

Sistema de Control RGB / RGB Control System / Système de Contrôle RGB / Sistema de Controllo RGB




(+ info pag. 262)

-30 INOX / Stainless steel / Inox / Inox

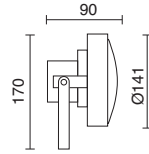


deep



**081A-G24X1D-30** □

PAR36  Gx16d 50 W



- En funcionamiento SIEMPRE SUMERGIDA (hasta 2m.)
- Keep ALWAYS UNDER WATER when ON (hasta 2m.)
- En fonctionnement TOUJOURS IMMERGÉE (jusqu'à 2m.)
- Em operação SIEMPRE SUMERGIDA (hasta 2m.)

Alimentadores / Power supplies / Alimentateurs / Alimentadores




**B02J-X3350D-02** □

IP 65

230/12V 50W 8x7,8x6cm

+ Info pag. 400-401



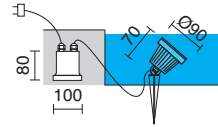
# focus



**113A-G23X1B-02** ■

**113A-G23X1B-03** ■

GU5,3 QR-CB 50W max.



**113A-G23X1D-02** ■

GU5,3 QR-CB 50W max.



Alimentadores / Power supplies / Alimentateurs / Alimentadores



**B02J-X3350D-02**

230/12V 50W 8x7,8x6cm



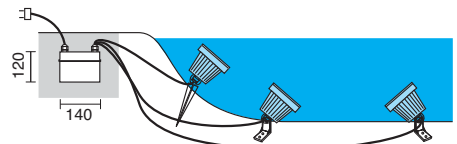
+ Info pag. 400-401



**113B-G23X1B-02** ■

**113B-G23X1B-03** ■

GU5,3 QR-CB 3x50W max.



Sección de cable: 6,5 mm<sup>2</sup>  
Largo cable: 2,8 m



- En funcionamiento SIEMPRE SUMERGIDA (hasta 2m.)
- Keep ALWAYS UNDER WATER when ON (hasta 2m.)
- En fonctionnement TOUJOURS IMMERGÉE (jusqu'à 2m.)
- Em operação SIEMPRE SUMERGIDA (hasta 2m.)



ice

**383A-L0404D-92** ●●●

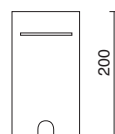
LED ⚡ 4W - 6VA



105

**383A-L0304D-92** ○

LED ⚡ 4W - 6VA &gt;5700K

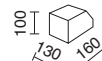
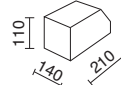


200

▲ Disponible DMX  
Available in DMX  
Disponible DMX  
Disponível DMX

▲ Disponible en blanco cálido y neutro, y también en color azul, rojo y verde.  
Available in warm white and neutral, and also in blue, red and green.  
Disponible en blanc chaleureux et neutre, et également en couleur bleu, rouge et verte.  
Disponível em branco quente e neutro, e também em azul, vermelho e verde.

Alimentadores / Power supplies / Alimentateurs / Alimentadores + Info pag. 400-401

**B02I-X33F9D-02**  
3.50VA**B02I-X33G1D-02**  
7.00VA

• Válido para instalaciones fuera del agua.  
• Suitable for installations outside water.  
• Valable pour les installations hors de l'eau.  
• Válido para instalações fora da água.


Sistema de Control RGB / RGB Control System / Système de Contrôle RGB / Sistema de Control RGB

Con mando a distancia  
With remote control  
Avec télécommande  
Com controle remoto



(+ info pag. 262)

-92 □ Cristal transparente / Transparent glass / Verre transparent / Vidro transparente









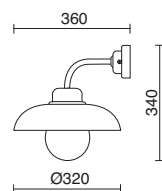
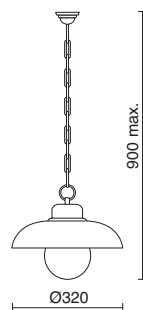
clásico residencial

classic residential

classique résidentiel

clássico residencial

anecy

**670A-G05X1A-33** ■E27  LED 4W / 6W / 6,6WE27  TC-TSE 23W max.E27  HAL 42W**670B-G05X1A-33** ■E27  LED 4W / 6W / 6,6WE27  TC-TSE 23W max.E27  HAL 42W

Lámparas recomendadas

Recommended lamps

Lampes recommandées

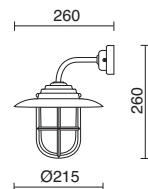
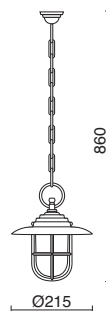
Lâmpadas recomendadas

**LED FILAMENT**

Pag. 392



grass

**671A-G05X1A-33** ■E27  LED 4W / 6W / 6,6WE27  TC-TSE 20W max.E27  HAL 42W**671B-G05X1A-33** ■E27  LED 4W / 6W / 6,6WE27  TC-TSE 20W max.E27  HAL 42W

Lámparas recomendadas  
 Recommended lamps  
 Lampes recommandées  
 Lâmpadas recomendadas

**LED FILAMENT**

Pag. 392

# hades

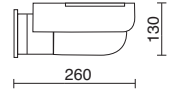


## 668A-G05X1A-33 ■

E27 LED 4W / 6W / 6,6W

E27 TC-TSE 23W max.

E27 HAL 42W



Lámparas recomendadas  
Recommended lamps  
Lampes recommandées  
Lâmpadas recomendadas

### LED FILAMENT



Pag. 392



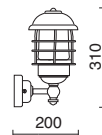
iseo

**667A-G05X1A-33** ■

E27 LED 4W / 6W / 6,6W

E27 TC-TSE 23W max.

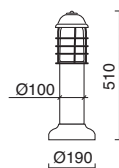
E27 HAL 42W

**667B-G05X1A-33** ■

E27 LED 4W / 6W / 6,6W

E27 TC-TSE 23W max.

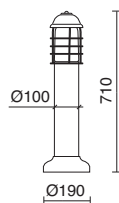
E27 HAL 42W

**667C-G05X1A-33** ■

E27 LED 4W / 6W / 6,6W

E27 TC-TSE 23W max.

E27 HAL 42W



Lámparas recomendadas

Recommended lamps

Lampes recommandées

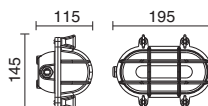
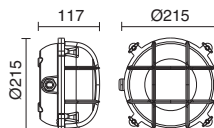
Lâmpadas recomendadas

**LED FILAMENT**

Pag. 392



ottone

**573A-G05X1A-34** E27  LED 4W / 6W / 6,6WE27  TC-TSE 11W max.E27  HAL 42W**573B-G05X1A-34** E27  LED 4W / 6W / 6,6WE27  TC-TSE 11W max.E27  HAL 42W

Lámparas recomendadas / Recommended lamps  
Lampes recommandées / Lâmpadas recomendadas

**LED FILAMENT**

Pag. 392

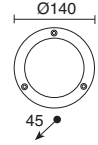


mont



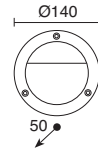
**212A-G31X1A-34** ■

GX53 LED T2 3W 350lm 3000K/4000K



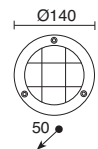
**212B-G31X1A-34** ■

GX53 LED T2 3W 350lm 3000K/4000K



**212C-G31X1A-34** ■

GX53 LED T2 3W 350lm 3000K/4000K



Lámparas recomendadas / Recommended lamps  
Lampes recommandées / Lâmpadas recomendadas




Pag. 391

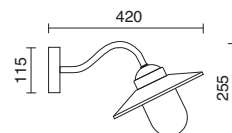
brixen


**476C-G05X1A-37** 

**476A-G05X1A-37** 

 E27  LED 4W / 6W / 6,6W

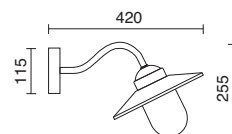
 E27  TC-TSE 23W max.

 E27  HAL 42W

**476C-G05X1A-41** 

**476A-G05X1A-41** 

 E27  LED 4W / 6W / 6,6W

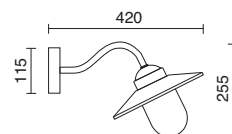
 E27  TC-TSE 23W max.

 E27  HAL 42W

**476C-G05X1A-02** 

**476A-G05X1A-02** 

 E27  LED 4W / 6W / 6,6W

 E27  TC-TSE 23W max.

 E27  HAL 42W

 Lámparas recomendadas / Recommended lamps  
 Lampes recommandées / Lâmpadas recomendadas

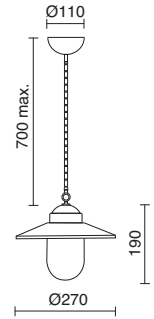
**LED FILAMENT**


Pag. 392

brixen



ACER

PC  
TRANS**476D-G05X1A-02 ■**PC  
MAT**476B-G05X1A-02 ■**E27  LED 4W / 6W / 6,6WE27  TC-TSE 23W max.E27  HAL 42W

Lámparas recomendadas / Recommended lamps  
Lampes recommandées / Lâmpadas recomendadas

**LED FILAMENT**

Pag. 392



-02 ■ Negro / Black / Noir / Preto

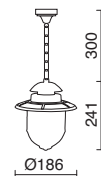
## pinio



**675B-G05X1A-02** ■

E27 LED 4W / 6W / 6,6W

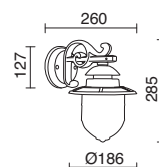
E27 HAL 42W



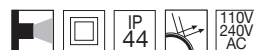
**675A-G05X1A-02** ■

E27 LED 4W / 6W / 6,6W

E27 HAL 42W



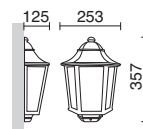
## tiamis



**674A-G05X1A-12** ■

E27 LED 4W / 6W / 6,6W

E27 HAL 42W



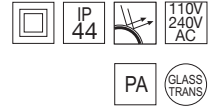
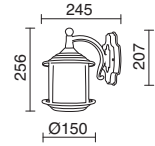
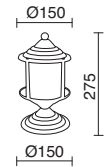
Lámparas recomendadas  
Recommended lamps  
Lampes recommandées  
Lâmpadas recomendadas

**LED FILAMENT**



Pag. 392

iliki

**676A-G05X1A-02 ■**E27  LED 4W / 6W / 6,6WE27  HAL 42W**676B-G05X1A-02 ■**E27  LED 4W / 6W / 6,6WE27  HAL 42W

Lámparas recomendadas  
Recommended lamps  
Lampes recommandées  
Lâmpadas recomendadas

**LED FILAMENT**

Pag. 392

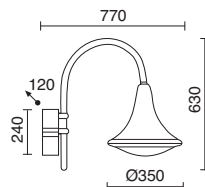
-02 ■ Negro / Black / Noir / Preto

pana



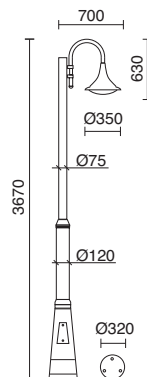
**672B-L0234B-04** ■

LED 34W 3600lm 4000K



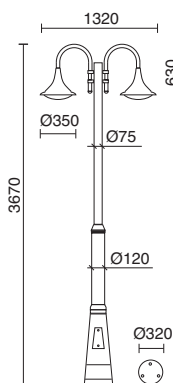
**672D-L0234B-04** ■

LED 34W 3600lm 4000K



**672E-L0234B-04** ■

LED 2x 34W 2x 3600lm 4000K

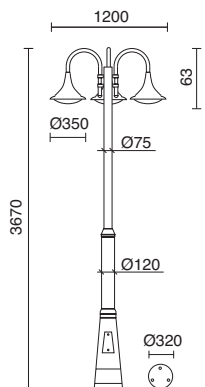


IP 44



**672F-L0234B-04** ■

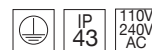
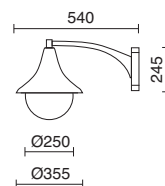
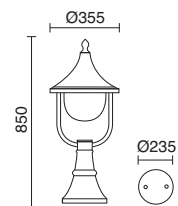
LED 3x 34W 3x 3600lm 4000K



-04 ■ Antracita / Anthracite / Anthracite /Antracite



polar

**248A-G05X1A-04** ■E27  LED 4W / 6W / 6,6WE27  TC-TSE 20W max.E27  HAL 42W**248B-G05X1A-04** ■E27  LED 4W / 6W / 6,6WE27  TC-TSE 20W max.E27  HAL 42W

Lámparas recomendadas / Recommended lamps  
Lampes recommandées / Lâmpadas recomendadas

**LED FILAMENT**

Pag. 392

-04 ■ Antracita / Anthracite / Anthracite / Antracite

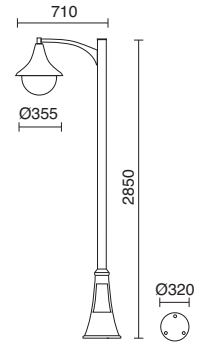


polar



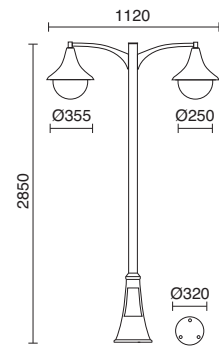
**248C-G05X1A-04** ■

- E27 LED 4W / 6W / 6,6W
- E27 TC-TSE 20W max.
- E27 HAL 42W



**248D-G05X1A-04** ■

- E27 LED 4W / 6W / 6,6W
- E27 TC-TSE 20W max.
- E27 HAL 42W



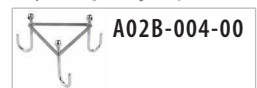
Lámparas recomendadas / Recommended lamps  
Lampes recommandées / Lâmpadas recomendadas

**LED FILAMENT**



Pag. 392

Anclaje / Anchorage / Anclaje / Fixação



-04 ■ Antracita / Anthracite / Anthracite / Antracite

trom



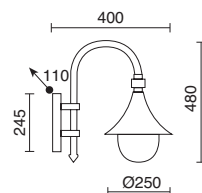
**332B-G05X1A-01**

**332B-G05X1A-02**

E27 LED 4W / 6W / 6,6W

E27 TC-TSE 15W max.

E27 HAL 42W



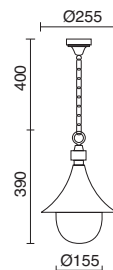
**332G-G05X1A-01**

**332G-G05X1A-02**

E27 LED 4W / 6W / 6,6W

E27 TC-TSE 15W max.

E27 HAL 42W



Lámparas recomendadas / Recommended lamps  
Lampes recommandées / Lâmpadas recomendadas

**LED FILAMENT**



Pag. 392

-01  Blanco / White / Blanc / Branco -02  Negro / Black / Noir / Preto

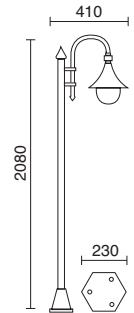
trom

**332D-G05X1A-01** **332D-G05X1A-02** 

E27 LED 4W / 6W / 6,6W

E27 TC-TSE 15W max.

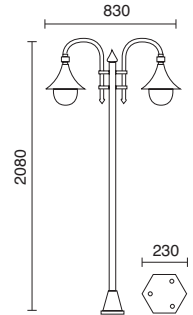
E27 HAL 42W

**332E-G05X1A-01** **332E-G05X1A-02** 

E27 LED 4W / 6W / 6,6W

E27 TC-TSE 15W max.

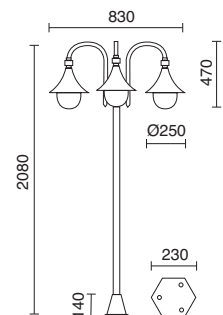
E27 HAL 42W

**332F-G05X1A-01** **332F-G05X1A-02** 

E27 LED 4W / 6W / 6,6W

E27 TC-TSE 15W max.

E27 HAL 42W



Lámparas recomendadas / Recommended lamps  
Lampes recommandées / Lâmpadas recomendadas

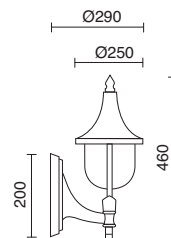
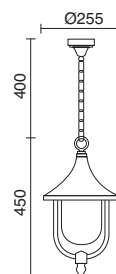
**LED FILAMENT**

Pag. 392

Anclaje / Anchorage / Anclage / Fixação

-01  Blanco / White / Blanc / Branco-02  Negro / Black / Noir / Preto

cob

**062B-G05X1A-02 ■**E27  LED 4W / 6W / 6,6WE27  TC-TSE 20W max.E27  HAL 42W**062G-G05X1A-02 ■**E27  LED 4W / 6W / 6,6WE27  TC-TSE 20W max.E27  HAL 42W

El cobre produce una oxidación natural adquiriendo con el tiempo un tono verde-gris.

Copper produces a natural tarnish, acquiring a green-grey tone over time.

Le cuivre produit une oxydation naturelle qui, avec le temps, prend un ton vert-gris.

O cobre produz uma oxidação natural, adquirindo com o tempo um tom cinzento-acastanhado.

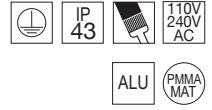
Lámparas recomendadas / Recommended lamps  
Lampes recommandées / Lâmpadas recomendadas




**LED FILAMENT**

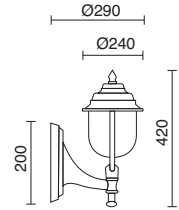
Pag. 392




-02 ■ Negro / Black / Noir / Preto

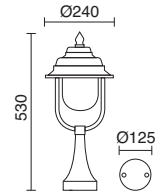
keo

**167B-G05X1A-02 ■**

- E27  LED 4W / 6W / 6,6W
- E27  TC-TSE 20W max.
- E27  HAL 42W

**167H-G05X1A-02 ■**

- E27  LED 4W / 6W / 6,6W
- E27  TC-TSE 20W max.
- E27  HAL 42W



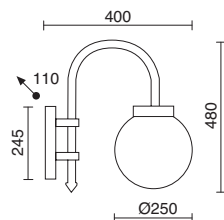
Lámparas recomendadas / Recommended lamps  
Lampes recommandées / Lâmpadas recomendadas

**LED FILAMENT**

Pag. 392

-02 ■ Negro / Black / Noir / Preto

boom

**036B-G05X1A-02 ■**E27  LED 4W / 6W / 6,6WE27  TC-TSE 23W max.E27  HAL 70W

Lámparas recomendadas / Recommended lamps  
Lampes recommandées / Lâmpadas recomendadas

**LED FILAMENT**

Pag. 392




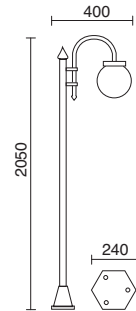
-02 ■ Negro / Black / Noir / Preto

# boom



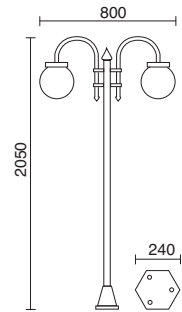
## 036D-G05X1A-02 ■

- E27 LED 4W / 6W / 6,6W
- E27 TC-TSE 23W max.
- E27 HAL 70W



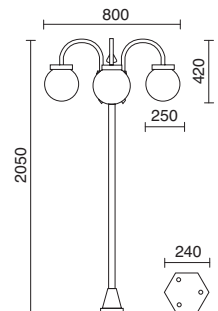
## 036E-G05X1A-02 ■

- E27 LED 2x 4W / 6W / 6,6W
- E27 TC-TSE 2x 23W max.
- E27 HAL 2x 70W



## 036F-G05X1A-02 ■

- E27 LED 3x 4W / 6W / 6,6W
- E27 TC-TSE 3x 23W max.
- E27 HAL 3x 70W



Lámparas recomendadas / Recommended lamps  
Lampes recommandées / Lâmpadas recomendadas

### LED FILAMENT



Pag. 392

Anclaje / Anchorage / Ancre / Fixação



**A02C-004-00**

-02 ■ Negro / Black / Noir / Preto

# city arco



- 053A-G05X1A-39** □ Ø250
- 053B-G05X1A-39** □ Ø300
- 053C-G05X1A-39** □ Ø400


- E27 LED 4W / 6W / 6,6W
- E27 TC-TSE 23W max.
- E27 HAL 42W

Lámparas recomendadas / Recommended lamps  
Lampes recommandées / Lâmpadas recomendadas

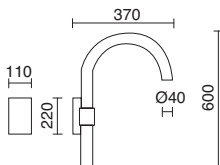
**LED FILAMENT**



Pag. 392



**A25A-053-38** □

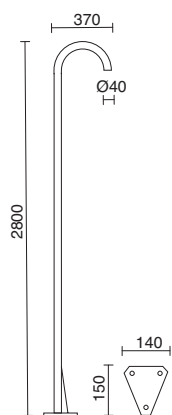


Postes/Pole/Mât/Postes

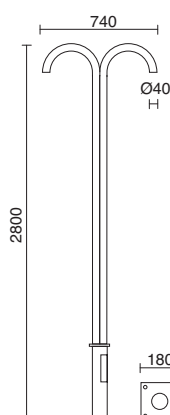
**C31A-01-38** □



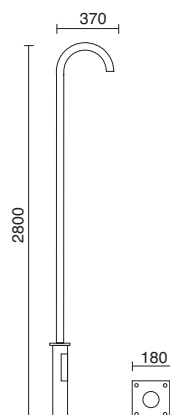
- C31B-02-38** □
- C31C-02-38** □



**C31A-01-38**



**C31C-02-38**



**C31B-02-38**



**A02H-004-00**



**A02G-004-00**



globi



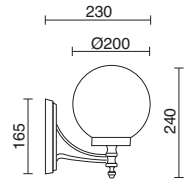
**127L-G05X1A-01**

**127L-G05X1A-02**

E27 LED 4W / 6W / 6,6W

E27 TC-TSE 15W max.

E27 HAL 42W



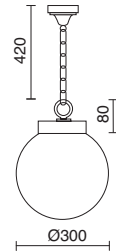
**127F-G05X1A-01**

**127F-G05X1A-02**

E27 LED 4W / 6W / 6,6W

E27 TC-TSE 30W max.

E27 HAL 42W



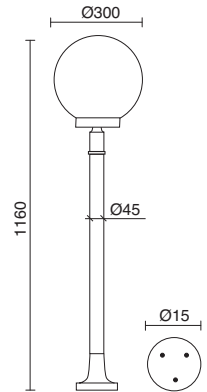
**127K-G05X1A-01**

**127K-G05X1A-02**

E27 LED 4W / 6W / 6,6W

E27 TC-TSE 15W max.

E27 HAL 42W



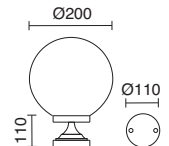
**127G-G05X1A-01**

**127G-G05X1A-02**

E27 LED 4W / 6W / 6,6W

E27 TC-TSE 15W max.

E27 HAL 42W



Lámparas recomendadas / Recommended lamps  
Lampes recommandées / Lâmpadas recomendadas

LED FILAMENT



Pag. 392

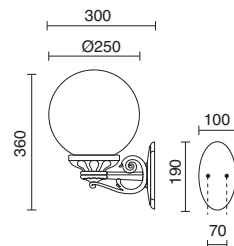
## indura globo



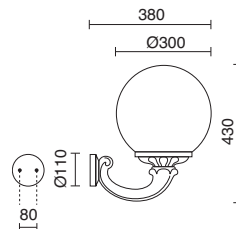
RESIN PMMA OPAL

**151A-G05X1A-02 ■**

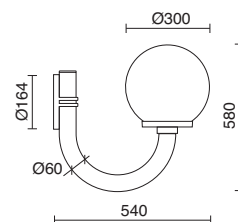
- E27 LED 4W / 6W / 6,6W
- E27 TC-TSE 30W max.
- E27 HAL 70W

**148A-G05X1A-02 ■**

- E27 LED 4W / 6W / 6,6W
- E27 TC-TSE 30W max.
- E27 HAL 70W

**145A-G05X1A-02 ■**

- E27 LED 4W / 6W / 6,6W
- E27 TC-TSE 30W max.
- E27 HAL 70W



Lámparas recomendadas / Recommended lamps  
Lampes recommandées / Lâmpadas recomendadas

**LED FILAMENT**

Pag. 392

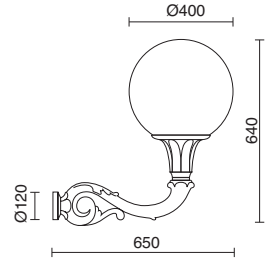
-02 ■ Negro / Black / Noir / Preto

# indura globo



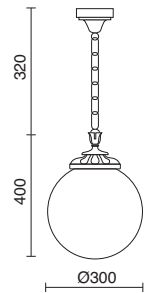
## 057B-G05X1A-02 ■

- E27 LED 4W / 6W / 6,6W
- E27 TC-TSE 30W max.
- E27 HAL 70W



## 148G-G05X1A-02 ■

- E27 LED 4W / 6W / 6,6W
- E27 TC-TSE 30W max.
- E27 HAL 70W



Lámparas recomendadas / Recommended lamps  
Lampes recommandées / Lâmpadas recomendadas

### LED FILAMENT



Pag. 392

-02 ■ Negro / Black / Noir / Preto

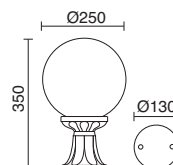
## indura globo

**151H-G05X1A-02** ■

E27 LED 4W / 6W / 6,6W

E27 TC-TSE 20W max.

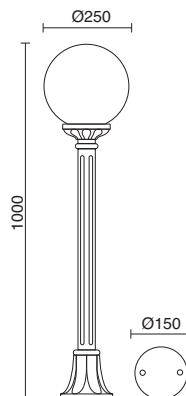
E27 HAL 70W

**151I-G05X1A-02** ■

E27 LED 4W / 6W / 6,6W

E27 TC-TSE 20W max.

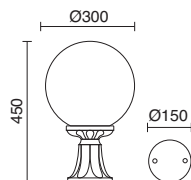
E27 HAL 70W

**148H-G05X1A-02** ■

E27 LED 4W / 6W / 6,6W

E27 TC-TSE 30W max.

E27 HAL 70W



Lámparas recomendadas / Recommended lamps  
Lampes recommandées / Lâmpadas recomendadas

**LED FILAMENT**

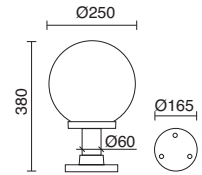
Pag. 392




-02 ■ Negro / Black / Noir / Preto

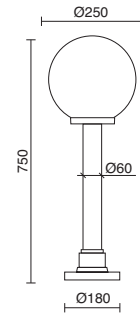
## indura globo

**145H-G05X1A-02** ■

- E27  LED 4W / 6W / 6,6W
- E27  TC-TSE 20W max.
- E27  HAL 70W

**145I-G05X1A-02** ■

- E27  LED 4W / 6W / 6,6W
- E27  TC-TSE 20W max.
- E27  HAL 70W



Lámparas recomendadas / Recommended lamps  
Lampes recommandées / Lâmpadas recomendadas

**LED FILAMENT**



Pag. 392

-02 ■ Negro / Black / Noir / Preto

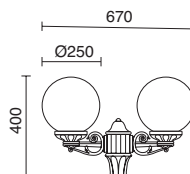
## indura globo

**151E-G05X1A-02** ■

E27 LED 2x 4W / 6W / 6,6W

E27 TC-TSE 2x 30W max.

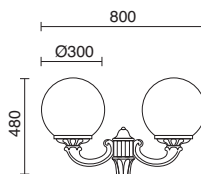
E27 HAL 2x 70W max.

**148E-G05X1A-02** ■

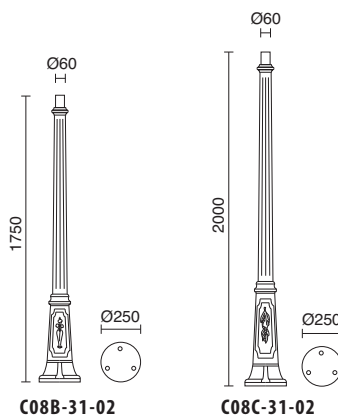
E27 LED 2x 4W / 6W / 6,6W

E27 TC-TSE 2x 30W max.

E27 HAL 2x 70W max.



H (mm)

**C08B-31-02** ■ 1750**C08C-31-02** ■ 2000**C08B-31-02****C08C-31-02**Lámparas recomendadas / Recommended lamps  
Lampes recommandées / Lâmpadas recomendadas**LED FILAMENT**

Pag. 392

-02 ■ Negro / Black / Noir / Preto

# indura globo



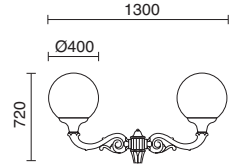
## 057D-G05X1A-02 ■

- E27 LED 4W / 6W / 6,6W
- E27 TC-TSE 30W max.
- E27 HAL 105W max.



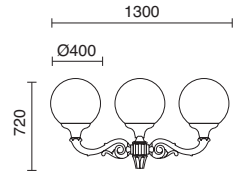
## 057E-G05X1A-02 ■

- E27 LED 2x 4W / 6W / 6,6W
- E27 TC-TSE 2x 30W max.
- E27 HAL 2x 105W max.



## 057F-G05X1A-02 ■

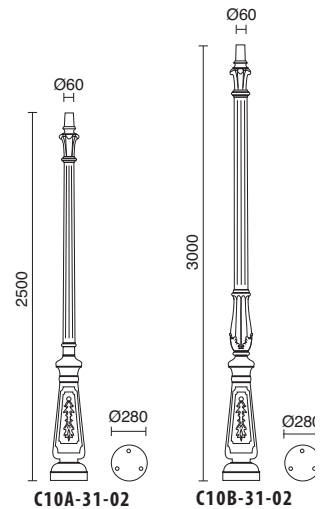
- E27 LED 3x 4W / 6W / 6,6W
- E27 TC-TSE 3x 30W max.
- E27 HAL 3x 105W max.



H (mm)

**C10A-31-02** ■ 2500

**C10B-31-02** ■ 3000



Lámparas recomendadas / Recommended lamps  
Lampes recommandées / Lâmpadas recomendadas

LED FILAMENT



Pag. 392

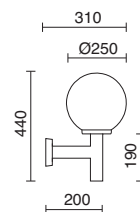
vic

**344G-G05X1A-02 ■**

E27 LED 4W / 6W / 6,6W

E27 TC-TSE 30W max.

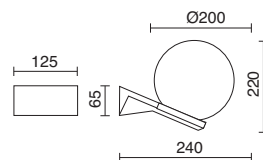
E27 HAL 70W max.

**344D-G05X1A-02 ■**

E27 LED 4W / 6W / 6,6W

E27 TC-TSE 30W max.

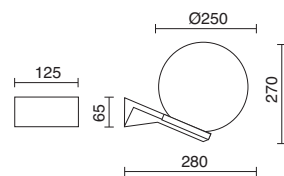
E27 HAL 70W max.

**344E-G05X1A-02 ■**

E27 LED 4W / 6W / 6,6W

E27 TC-TSE 30W max.

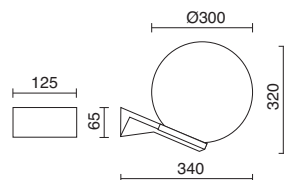
E27 HAL 70W max.

**344F-G05X1A-02 ■**

E27 LED 4W / 6W / 6,6W

E27 TC-TSE 30W max.

E27 HAL 105W max.



Lámparas recomendadas / Recommended lamps  
Lampes recommandées / Lâmpadas recomendadas

**LED FILAMENT**

Pag. 392

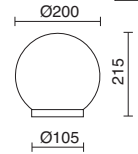


vic



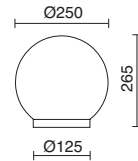
**345A-G05X1A-02** ■

- E27 LED 4W / 6W / 6,6W
- E27 TC-TSE 30W max.
- E27 HAL 105W max.



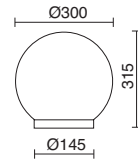
**345B-G05X1A-02** ■

- E27 LED 4W / 6W / 6,6W
- E27 TC-TSE 30W max.
- E27 HAL 105W max.



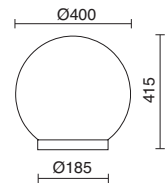
**345C-G05X1A-02** ■

- E27 LED 4W / 6W / 6,6W
- E27 TC-TSE 30W max.
- E27 HAL 105W max.



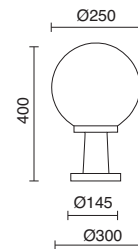
**345D-G05X1A-02** ■

- E27 LED 4W / 6W / 6,6W
- E27 TC-TSE 30W max.
- E27 HAL 105W max.



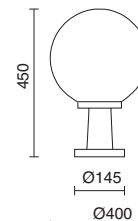
**344A-G05X1A-02** ■

- E27 LED 4W / 6W / 6,6W
- E27 TC-TSE 30W max.
- E27 HAL 105W max.



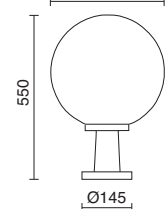
**344B-G05X1A-02** ■

- E27 LED 4W / 6W / 6,6W
- E27 TC-TSE 30W max.
- E27 HAL 105W max.



**344C-G05X1A-02** ■

- E27 LED 4W / 6W / 6,6W
- E27 TC-TSE 30W max.
- E27 HAL 105W max.



Lámparas recomendadas / Recommended lamps  
Lampes recommandées / Lâmpadas recomendadas

LED FILAMENT



Pag. 392

## clac-clac globo



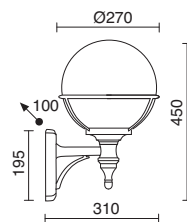
**061B-G05X1A-01**

**061B-G05X1A-02**

E27 LED 4W / 6W / 6,6W

E27 TC-TSE 20W max.

E27 HAL 42W max.



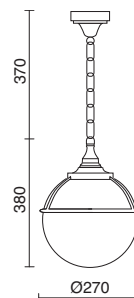
**061G-G05X1A-01**

**061G-G05X1A-02**

E27 LED 4W / 6W / 6,6W

E27 TC-TSE 20W max.

E27 HAL 42W max.



Lámparas recomendadas / Recommended lamps  
Lampes recommandées / Lâmpadas recomendadas

**LED FILAMENT**



Pag. 392

-01  Blanco / White / Blanc / Branco -02  Negro / Black / Noir / Preto

# clic-clac globo



110V  
240V  
AC



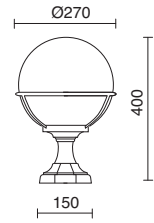
**061H-G05X1A-01**

**061H-G05X1A-02**

E27 LED 4W / 6W / 6,6W

E27 TC-TSE 20W max.

E27 HAL 42W max.



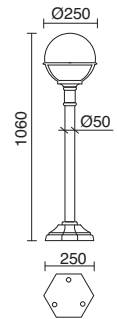
**061I-G05X1A-01**

**061I-G05X1A-02**

E27 LED 4W / 6W / 6,6W

E27 TC-TSE 20W max.

E27 HAL 42W max.



Lámparas recomendadas / Recommended lamps  
Lampes recommandées / Lâmpadas recomendadas

**LED FILAMENT**



Pag. 392

-01  Blanco / White / Blanc / Branco -02  Negro / Black / Noir / Preto

## clac-clac globo



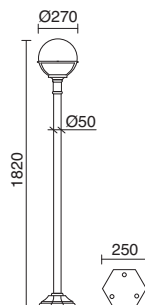
**061J-G05X1A-01**

**061J-G05X1A-02**

E27 LED 4W / 6W / 6,6W

E27 TC-TSE 20W max.

E27 HAL 42W max.



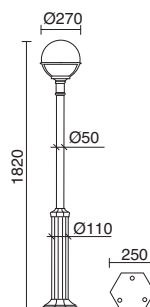
**061D-G05X1A-01**

**061D-G05X1A-02**

E27 LED 4W / 6W / 6,6W

E27 TC-TSE 20W max.

E27 HAL 42W max.



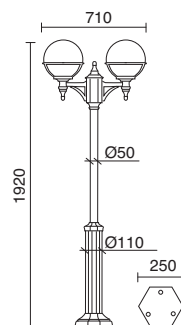
**061E-G05X1A-01**

**061E-G05X1A-02**

E27 LED 4W / 6W / 6,6W

E27 TC-TSE 20W max.

E27 HAL 42W max.



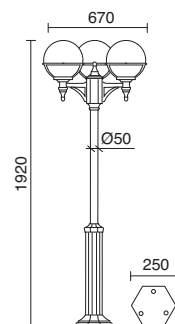
**061F-G05X1A-01**

**061F-G05X1A-02**

E27 LED 4W / 6W / 6,6W

E27 TC-TSE 20W max.

E27 HAL 42W max.



Lámparas recomendadas / Recommended lamps  
Lampes recommandées / Lâmpadas recomendadas

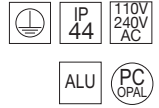
LED FILAMENT



Pag. 392

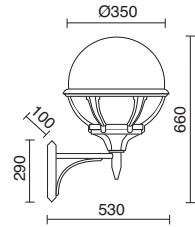
-01  Blanco / White / Blanc / Branco -02  Negro / Black / Noir / Preto

round



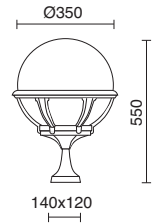
**405A-G05X1A-04** ■

- E27  LED 4W / 6W / 6,6W
- E27  TC-TSE 23W
- E27  HAL 105W



**405C-G05X1A-04** ■

- E27  LED 4W / 6W / 6,6W
- E27  TC-TSE 23W
- E27  HAL 105W



Lamas antideslumbrantes / Louvres / Grilles / Lamas



**A07A-406-39**

Lámparas recomendadas / Recommended lamps  
Lampes recommandées / Lâmpadas recomendadas

**LED FILAMENT**

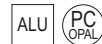


Pag. 392



-04 ■ Antracita / Anthracite / Anthracite / Antracite

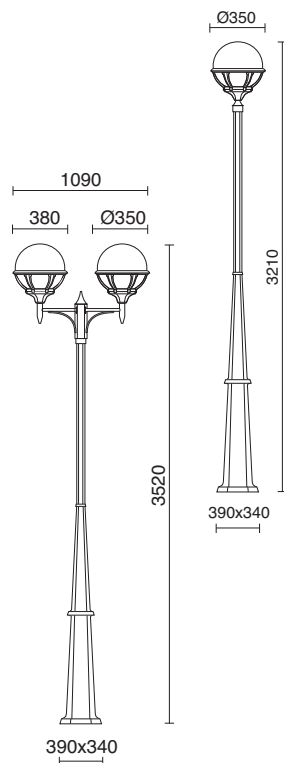
round

**405D-G05X1A-04** ■

E27 LED 4W / 6W / 6,6W

E27 TC-TSE 23W

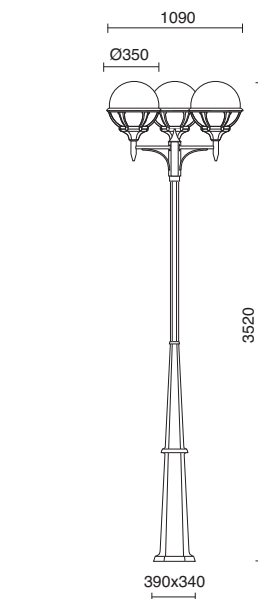
E27 HAL 105W

**405E-G05X1A-04** ■

E27 LED 4W / 6W / 6,6W

E27 TC-TSE 23W

E27 HAL 105W

**405F-G05X1A-04** ■

E27 LED 4W / 6W / 6,6W

E27 TC-TSE 23W

E27 HAL 105W

Lámparas recomendadas / Recommended lamps  
Lampes recommandées / Lâmpadas recomendadas**LED FILAMENT**

Pag. 392

Anclaje empotrado / Embedded fixing  
Ancrage encastrés / Fixação encastrada**A02A-406-00**

Lamas antideslumbrantes / Louvres / Grilles / Lamas

**A07A-406-39**

-04 ■ Antracita / Anthracite / Anthracite / Antracite



Globos y soportes para postes Ø60 / Globes and supports to poles Ø60  
 Globes et supports pour mâts Ø60 / Globos e suportes para postes Ø60



**A22A-128-29** Ø400

**A22B-128-29** Ø500



**B12A-G05X1A-02** ■

E27 HAL 70W max.




**A22C-128-29** Ø400

**A22D-128-29** Ø500



**B12B-H05A3B-02** ■

E27 HME 125W AF



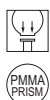

**A22E-128-01** Ø400

**A22F-128-01** Ø500

**B12B-S0570B-02** ■

E27 HSE/T max. 70W AF

E27 HIE/T max. 70W AF



**A22G-128-29** Ø400

**A22H-128-29** Ø500

**B12B-S06A1B-02** ■

E40 HSE/T 100W AF

Reflector / Reflector / Réflecteur / Reflector



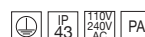
**A07A-128-00**

Para / For / Pour / Por **B12B**



**A23A-128-29** Ø300

**A23B-128-29** Ø400



**B12F-G05X1A-02** Ø250

**B12G-G05X1A-02** Ø300

**B12H-G05X1A-02** Ø400

E27 HAL 70W max.



**A23G-128-29** Ø300

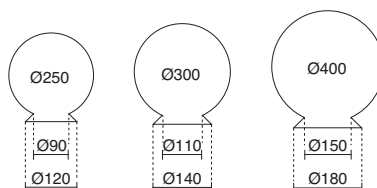
**A23H-128-29** Ø400



**A23D-128-01** Ø250

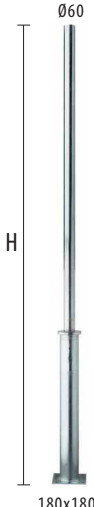







**A23E-128-01** Ø300

**A23F-128-01** Ø400






Postes/Pole/Mât/Postes Ø60

 <p>Ø60</p> <p>ACER </p> <p>H (mm)</p> <p><b>C30E-32-38</b> ■ 2500</p> <p><b>C30F-32-38</b> ■ 3000</p> <p>Andaje empotrado / Embedded fixing Anclaje encastrés / Fixação encastrada</p> <p><b>A02G-004-00</b></p> <p>180x180</p>	 <p>Ø60</p> <p>ACER </p> <p>H (mm)</p> <p><b>C30D-31-38</b> ■ 2000</p> <p><b>C30E-31-38</b> ■ 2500</p> <p><b>C30F-31-38</b> ■ 3000</p> <p>Andaje empotrado / Embedded fixing Anclaje encastrés / Fixação encastrada</p> <p><b>A02F-004-00</b></p> <p>150x150</p>	 <p>Ø60</p> <p>ACER </p> <p>H (mm)</p> <p><b>C30A-31-38</b> ■ 250</p> <p><b>C30B-31-38</b> ■ 500</p> <p><b>C30C-31-38</b> ■ 1000</p> <p>150x150</p>
 <p>Ø60</p> <p>RESIN </p> <p>H (mm)</p> <p><b>C04A-32-02</b> ■ 3000</p> <p><b>C04B-32-02</b> ■ 3500</p>  <p>Ø270</p>	 <p>Ø60</p> <p>RESIN U.V. TREATED </p> <p>H (mm)</p> <p><b>C06A-31-02</b> ■ 2000</p> <p><b>C06B-31-02</b> ■ 2400</p> <p><b>C06C-31-02</b> ■ 2800</p> <p>Ø180</p>	 <p>Ø60</p> <p>RESIN U.V. TREATED </p> <p>H (mm)</p> <p><b>C10A-31-02</b> ■ 2500</p> <p><b>C10B-31-02</b> ■ 3000</p> <p>Ø280</p>
 <p>Ø60</p> <p>ALU ANOD </p> <p>H (mm)</p> <p><b>C03A-31-39</b> ■ 250</p> <p>ALU ANOD </p> <p>H (mm)</p> <p><b>C03B-32-39</b> ■ 3000</p> <p><b>C03C-32-39</b> ■ 3500</p> <p><b>C03D-32-39</b> ■ 4000</p> <p>Andaje empotrado / Embedded fixing Anclaje encastrés / Fixação encastrada</p> <p><b>A02D-004-00</b></p> <p>220x220</p>	 <p>Ø60</p> <p>ALU </p> <p>H (mm)</p> <p><b>C03A-32-02</b> ■ 2200</p> <p><b>C03B-32-02</b> ■ 2500</p> <p><b>C03C-32-02</b> ■ 2800</p> <p>Andaje empotrado / Embedded fixing Anclaje encastrés / Fixação encastrada</p> <p><b>A02B-004-00</b></p> <p>Ø320</p>	

Caja de conexión opcional para C03C y C03D  
Optional junction box for C03C y C03D  
Boîtier de connexion en option pour C03C y C03D  
Caixa de ligação opcional para C03C y C03D

**B03F-X33X1A-29**

80A, 500V, DOV/E14.2-16A, 400W  
(267x90x75cm)



Globos y soportes para postes Ø75 / Globes and supports to poles Ø75  
 Globes et supports pour mâts Ø75 / Globos e suportes para postes Ø75



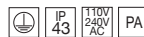
**A23B-128-29** Ø400



**A23H-128-29** Ø400

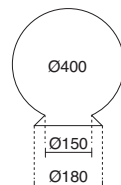


**A23F-128-01** Ø400

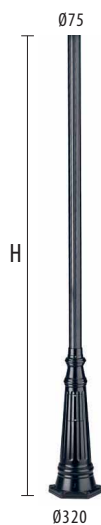


**B121-G05X1A-02** ■ Ø400

E27 HAL 70W max.



Postes/Pole/Mât/Postes Ø75



H (mm)

**C07D-42-02** ■ 2300

Andaje empotrado / Embedded fixing  
 Anclaje encastrés / Fixação encastrada  
**A02A-004-00**



H (mm)

**C07E-42-02** ■ 2600

**C07F-42-02** ■ 2900

Andaje empotrado / Embedded fixing  
 Anclaje encastrés / Fixação encastrada  
**A02B-004-00**

Globos y soportes para postes Ø45 / Globes and supports to poles Ø45  
 Globes et supports pour mâts Ø45 / Globos e suportes para postes Ø45



**A23A-128-29** Ø300



**A23B-128-29** Ø400



**A23G-128-29** Ø300



**A23H-128-29** Ø400



**A23D-128-01** Ø250



**A23E-128-01** Ø300

**A23F-128-01** Ø400

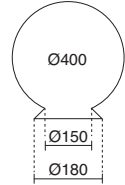
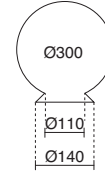
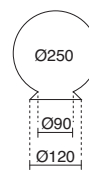


**B12J-G05X1A-02** ■ Ø250

**B12K-G05X1A-02** ■ Ø300

**B12L-G05X1A-02** ■ Ø400

E27 HAL 70W max.



Postes/Pole/Mât/Postes Ø45




H (mm)

**C01A-11-01** □ 1600

**C01A-11-02** ■ 1600

Ø150



H (mm)

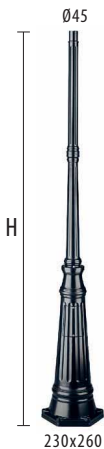
**C07A-11-01** □ 1340

**C07A-11-02** ■ 1340

240x210

**A08A-C07-01** □  
**A08A-C07-02** ■  
 Incremento de altura  
 Height extension  
 Augmentation de hauteur  
 Extensão de altura

Anclaje empotrado / Embedded fixing  
 Anclaje encastrés / Fixação encastrada  
**A02C-004-00**



H (mm)

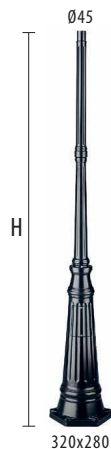
**C07B-12-01** □ 1710

**C07B-12-02** ■ 1710

230x260

**A08A-C07-01** □  
**A08A-C07-02** ■  
 Incremento de altura  
 Height extension  
 Augmentation de hauteur  
 Extensão de altura

Anclaje empotrado / Embedded fixing  
 Anclaje encastrés / Fixação encastrada  
**A02A-004-00**



H (mm)

**C07C-12-01** □ 2010

**C07C-12-02** ■ 2010

320x280

**A08A-C07-01** □  
**A08A-C07-02** ■  
 Incremento de altura  
 Height extension  
 Augmentation de hauteur  
 Extensão de altura

Anclaje empotrado / Embedded fixing  
 Anclaje encastrés / Fixação encastrada  
**A02B-004-00**

-01 □ Blanco / White / Blanc / Branco -02 ■ Negro / Black / Noir / Preto

## elite 4



Adaptador de esquina sólo para:  
Corner adapter only for:  
Adaptateur d'angle seulement pour:  
Adaptador de esquina só para:

095H, 095I, 095K, 095L



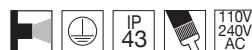
A06A-004-01   
A06A-004-02

Lámparas recomendadas / Recommended lamps  
Lampes recommandées / Lâmpadas recomendadas

LED FILAMENT



Pag. 392



ALU

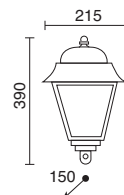
GLASS TRANS  
095C-G05X1A-01   
095C-G05X1A-02

GLASS MAT  
095B-G05X1A-01   
095B-G05X1A-02

E27 LED 4W / 6W / 6,6W

E27 TC-TSE 30W max.

E27 HAL 42W

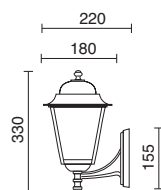


GLASS MAT  
095J-G05X1A-01   
095J-G05X1A-02

E27 LED 4W / 6W / 6,6W

E27 TC-TSE 30W max.

E27 HAL 42W



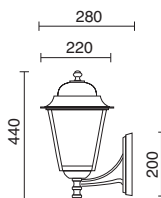
GLASS TRANS  
095L-G05X1A-01   
095L-G05X1A-02

GLASS MAT  
095K-G05X1A-01   
095K-G05X1A-02

E27 LED 4W / 6W / 6,6W

E27 TC-TSE 30W max.

E27 HAL 42W

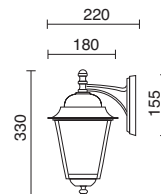


GLASS MAT  
095G-G05X1A-01   
095G-G05X1A-02

E27 LED 4W / 6W / 6,6W

E27 TC-TSE 30W max.

E27 HAL 42W



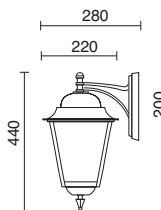
GLASS TRANS  
095I-G05X1A-01   
095I-G05X1A-02

GLASS MAT  
095H-G05X1A-01   
095H-G05X1A-02

E27 LED 4W / 6W / 6,6W

E27 TC-TSE 30W max.

E27 HAL 42W



# elite 4



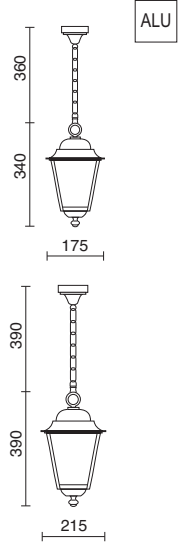

- 095D-G05X1A-01** GLASS MAT
- 095D-G05X1A-02** GLASS MAT

E27 LED 4W / 6W / 6,6W  
 E27 TC-TSE 30W max.  
 E27 HAL 42W

- 095F-G05X1A-01** GLASS TRANS
- 095F-G05X1A-02** GLASS TRANS

- 095E-G05X1A-01** GLASS MAT
- 095E-G05X1A-02** GLASS MAT

E27 LED 4W / 6W / 6,6W  
 E27 TC-TSE 30W max.  
 E27 HAL 42W



# elite 4



- 095M-G05X1A-01** GLASS MAT
- 095M-G05X1A-02** GLASS MAT

E27 LED 4W / 6W / 6,6W  
 E27 TC-TSE 30W max.  
 E27 HAL 42W

- 095O-G05X1A-01** GLASS TRANS
- 095O-G05X1A-02** GLASS TRANS

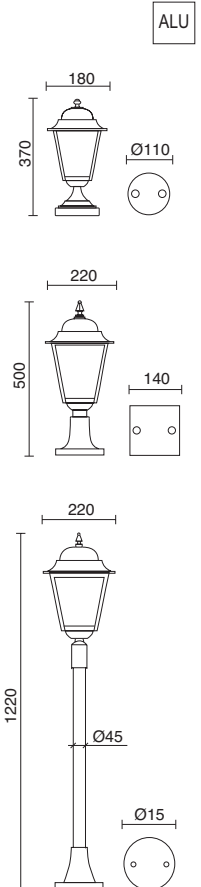

- 095N-G05X1A-01** GLASS MAT
- 095N-G05X1A-02** GLASS MAT

E27 LED 4W / 6W / 6,6W  
 E27 TC-TSE 30W max.  
 E27 HAL 42W

- 095Q-G05X1A-01** GLASS TRANS
- 095Q-G05X1A-02** GLASS TRANS

- 095P-G05X1A-01** GLASS MAT
- 095P-G05X1A-02** GLASS MAT

E27 LED 4W / 6W / 6,6W  
 E27 TC-TSE 30W max.  
 E27 HAL 42W



Lámparas recomendadas  
 Recommended lamps  
 Lampes recommandées  
 Lâmpadas recomendadas

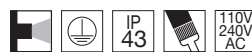
**LED FILAMENT**



Pag. 392

-01  Blanco / White / Blanc / Branco    -02  Negro / Black / Noir / Preto

## elite 4



ALU



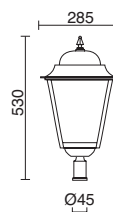
GLASS TRANS **095S-G05X1A-01**   
**095S-G05X1A-02**

GLASS MAT **095R-G05X1A-01**   
**095R-G05X1A-02**

E27 LED 4W / 6W / 6,6W

E27 TC-TSE 30W max.

E27 HAL 70W max.



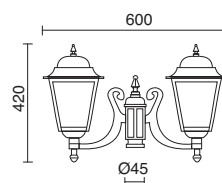
GLASS TRANS **095U-G05X1A-01**   
**095U-G05X1A-02**

GLASS MAT **095T-G05X1A-01**   
**095T-G05X1A-02**

E27 LED 2x 4W / 6W / 6,6W

E27 TC-TSE 2x 30W max.

E27 HAL 2x 70W max.



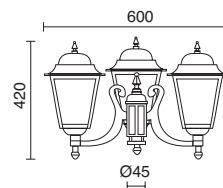
GLASS TRANS **095W-G05X1A-01**   
**095W-G05X1A-02**

GLASS MAT **095V-G05X1A-01**   
**095V-G05X1A-02**

E27 LED 3x 4W / 6W / 6,6W

E27 TC-TSE 3x 30W max.

E27 HAL 3x 70W max.



Lámparas recomendadas / Recommended lamps  
 Lampes recommandées / Lâmpadas recomendadas

## LED FILAMENT




Pag. 392

-01  Blanco / White / Blanc / Branco -02  Negro / Black / Noir / Preto

# elite 4



ALU

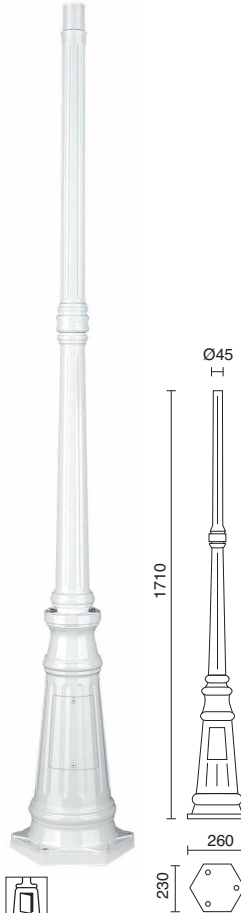
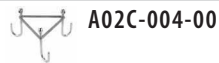


**C01A-11-01**   
**C01A-11-02**



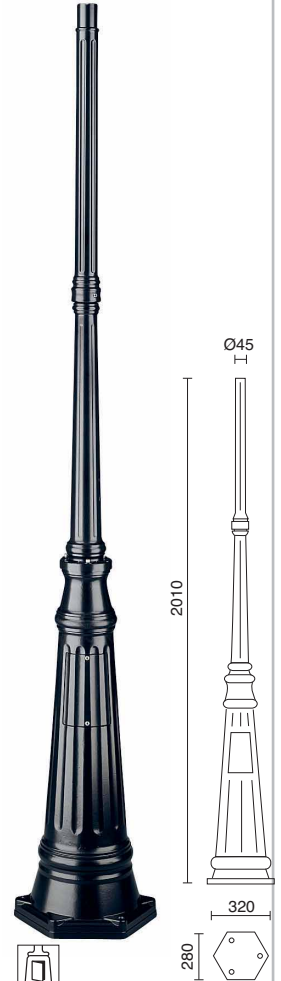
**C07A-11-01**   
**C07A-11-02**

Anclaje empotrado / Embedded fixing  
 Anclaje encastrés / Fixação encastrada



**C07B-12-01**   
**C07B-12-02**

Anclaje empotrado / Embedded fixing  
 Anclaje encastrés / Fixação encastrada



**C07C-12-01**   
**C07C-12-02**

Anclaje empotrado / Embedded fixing  
 Anclaje encastrés / Fixação encastrada



-01  Blanco / White / Blanc / Branco    -02  Negro / Black / Noir / Preto

## clic-clac 4



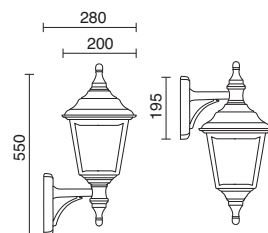
**059A-G05X1A-01**

**059A-G05X1A-02**

E27 LED 4W / 6W / 6,6W

E27 TC-TSE 20W max.

E27 HAL 42W



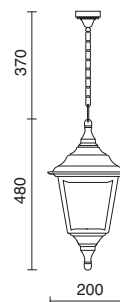
**059G-G05X1A-01**

**059G-G05X1A-02**

E27 LED 4W / 6W / 6,6W

E27 TC-TSE 20W max.

E27 HAL 42W



Lámparas recomendadas / Recommended lamps  
Lampes recommandées / Lâmpadas recomendadas

**LED FILAMENT**



Pag. 392





## clac-clac 4



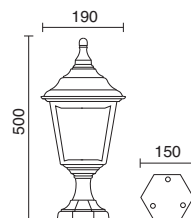
**059H-G05X1A-01**

**059H-G05X1A-02**

E27 LED 4W / 6W / 6,6W

E27 TC-TSE 20W max.

E27 HAL 42W



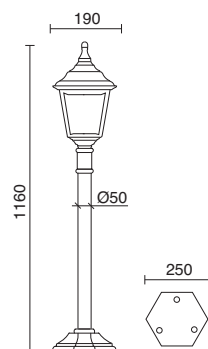
**059I-G05X1A-01**

**059I-G05X1A-02**

E27 LED 4W / 6W / 6,6W

E27 TC-TSE 20W max.

E27 HAL 42W



Lámparas recomendadas / Recommended lamps  
Lampes recommandées / Lâmpadas recomendadas

**LED FILAMENT**



Pag. 392

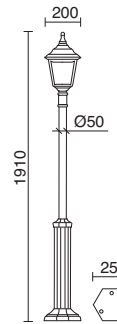
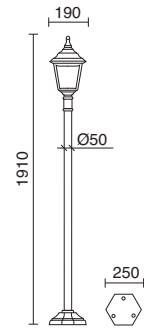
-01  Blanco / White / Blanc / Branco -02  Negro / Black / Noir / Preto

# clic-clac 4



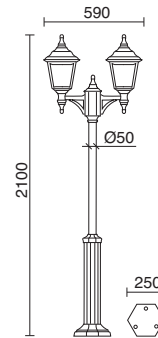
**059J-G05X1A-01**   
**059J-G05X1A-02**

- E27 LED 4W / 6W / 6,6W
- E27 TC-TSE 20W max.
- E27 HAL 42W max.



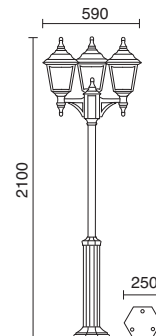
**059C-G05X1A-01**   
**059C-G05X1A-02**

- E27 LED 6W
- E27 TC-TSE 20W max.
- E27 HAL 42W max.



**059B-G05X1A-01**   
**059B-G05X1A-02**

- E27 LED 2x 4W / 6W / 6,6W
- E27 TC-TSE 2x 20W max.
- E27 HAL 2x 42W max.



**059F-G05X1A-01**   
**059F-G05X1A-02**

- E27 LED 3x 4W / 6W / 6,6W
- E27 TC-TSE 3x 20W max.
- E27 HAL 3x 42W max.

Lámparas recomendadas / Recommended lamps  
 Lampes recommandées / Lâmpadas recomendadas

**LED FILAMENT**

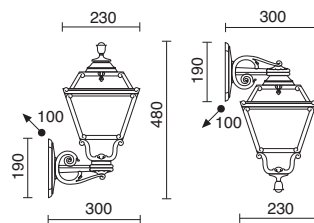


Pag. 392

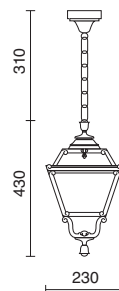
## indura mini 4

**149B-G05X1A-02** ■

- E27 LED 4W / 6W / 6,6W
- E27 TC-TSE 15W max.
- E27 HAL 42W

**149G-G05X1A-02** ■

- E27 LED 4W / 6W / 6,6W
- E27 TC-TSE 15W max.
- E27 HAL 42W



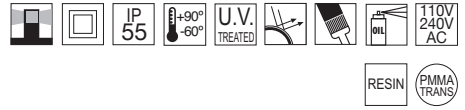
Lámparas recomendadas / Recommended lamps  
Lampes recommandées / Lâmpadas recomendadas

**LED FILAMENT**



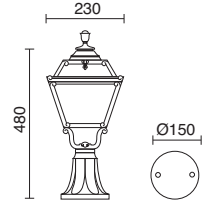
Pag. 392

# indura mini 4



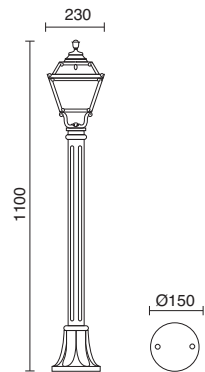
## 149H-G05X1A-02 ■

- E27 LED 4W / 6W / 6,6W
- E27 TC-TSE 15W max.
- E27 HAL 42W



## 149I-G05X1A-02 ■

- E27 LED 4W / 6W / 6,6W
- E27 TC-TSE 15W max.
- E27 HAL 42W



Lámparas recomendadas / Recommended lamps  
Lampes recommandées / Lâmpadas recomendadas

**LED FILAMENT**



Pag. 392

## indura medium 4

**146B-G05X1A-02** ■

- E27 LED 4W / 6W / 6,6W
- E27 TC-TSE 30W max.
- E27 HAL 42W

**146B-G31X1A-02** ■

- GX53 LED T2 4x7W
- GX53 LED T2 4x10W

**146G-G05X1A-02** ■

- E27 LED 4W / 6W / 6,6W
- E27 TC-TSE 30W max.
- E27 HAL 42W

**146G-G31X1A-02** ■

- GX53 LED T2 4x7W
- GX53 LED T2 4x10W

E27 (Basket diffuser)



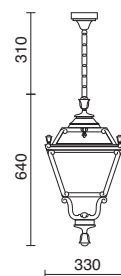
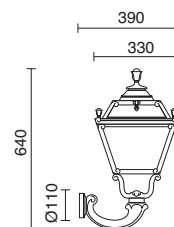
GX53 (Flat diffuser)



E27 (Basket diffuser)



GX53 (Flat diffuser)



No es posible Kit de sustitución LED. La luminaria está construida específicamente para portalámparas GX53.

Substitution KIT not available. Fitting is meant for GX53 lamp holder.

Kit de remplacement non disponible. Le luminaire est conçu spécifiquement pour être équipé d'une douille GX53.

Não é possível Kit de substituição. A Luminária está construída especificamente para casquilho GX53.

**INFO!!**

GX53 LED T2 4x7W 2800lm 4000K → HQ1 70W

**28W** **84W**

**SAVE 66%**

Lámparas recomendadas / Recommended lamps  
Lampes recommandées / Lâmpadas recomendadas

**LED FILAMENT** **LED T2**



Pag. 392



Pag. 391

-02 ■ Negro / Black / Noir / Preto

# indura medium 4

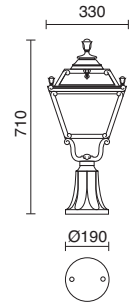


IP 55

## 146H-G05X1A-02 ■

- E27 LED 4W / 6W / 6,6W
- E27 TC-TSE 20W max.
- E27 HAL 42W

E27 (Basket diffuser)



No es posible Kit de sustitución LED. La luminaria está construida específicamente para portalámparas GX53.  
Substitution KIT not available. Fitting is meant for GX53 lamp holder.

Kit de remplacement non disponible. Le luminaire est conçu spécifiquement pour être équipé d'une douille GX53.


Não é possível Kit de substituição. A Luminária está construída especificamente para casquilho GX53.

IP 65

## 146H-G31X1A-02 ■

- GX53 LED T2 4x7W
- GX53 LED T2 4x10W

GX53 (Flat diffuser)



**INFO!!** **SAVE -66%**

GX53 LED T2 4x7W 2800lm 4000K → HQLI 70W

**28W** → **84W**

Lámparas recomendadas / Recommended lamps  
Lampes recommandées / Lâmpadas recomendadas

LED FILAMENT LED T2



Pag. 392

Pag. 391

-02 ■ Negro / Black / Noir / Preto

## indura medium 4



IP 55

**146D-G05X1A-02** ■

E27 LED 4W / 6W / 6,6W

E27 TC-TSE 30W max.

E27 HAL 70W max.

IP 65

**146D-G31X1A-02** ■

GX53 LED T2 4x7W - 4x10W

IP 55

**146E-G05X1A-02** ■

E27 LED 4W / 6W / 6,6W

E27 TC-TSE 30W max.

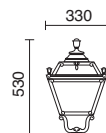
E27 HAL 70W max.

IP 65

**146E-G31X1A-02** ■

GX53 LED T2 4x7W - 4x10W

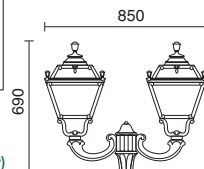
E27 (Basket diffuser)



GX53 (Flat diffuser)



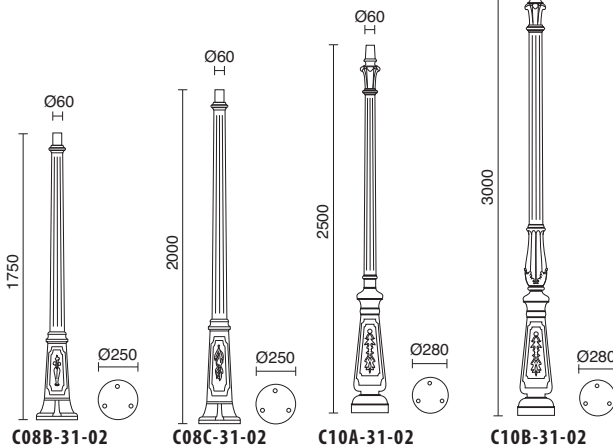
E27 (Basket diffuser)



GX53 (Flat diffuser)



Postes/Pole/Mât/Postes

**C08B-31-02** ■**C08C-31-02** ■**C10A-31-02** ■**C10B-31-02** ■Lámparas recomendadas / Recommended lamps  
Lampes recommandées / Lâmpadas recomendadas

LED FILAMENT LED T2



Pag. 392

Pag. 391

No es posible Kit de sustitución LED. La luminaria está  
construida específicamente para portálamparas GX53.Substitution KIT not available. Fitting is meant for  
GX53 lamp holder.Kit de remplacemnt non disponible. Le luminaire est conçu  
spécifiquement pour être équipé d'une douille GX53.Não é possível Kit de substituição. A Luminária está  
construida especificamente para casquilho GX53.

-02 ■ Negro / Black / Noir / Preto





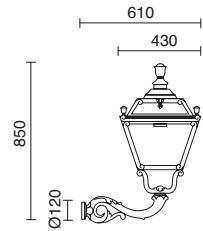
## city indura

IP  
55**056B-G05X1A-02** ■E27  LED 4W / 6W / 6,6WE27  TC-TSE 30W max.E27  HAL 70W max.

E27 (Basket diffuser)

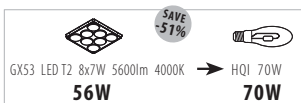
IP  
65**056B-G31X1A-02** ■GX53  LED T2 8x7W - 8x10W

GX53 (Flat diffuser)

Lámparas recomendadas / Recommended lamps  
Lampes recommandées / Lâmpadas recomendadas**LED FILAMENT LED T2**


Pag. 392

Pag. 391

No es posible Kit de sustitución LED. La luminaria está  
construida específicamente para portalámparas GX53.Substitution KIT not available. Fitting is meant for  
GX53 lamp holder.Kit de remplacement non disponible. Le luminaire est conçu  
spécifiquement pour être équipé d'une douille GX53.Não é possível Kit de substituição. A Luminária está  
construída especificamente para casquilho GX53.

-02 ■ Negro / Black / Noir / Preto

# city indura

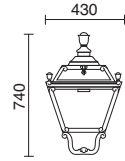


IP 55

### 056D-G05X1A-02 ■

- E27 LED 4W / 6W / 6,6W
- E27 TC-TSE 30W max.
- E27 HAL 70W max.

E27 (Basket diffuser)



IP 65

### 056D-G31X1A-02 ■

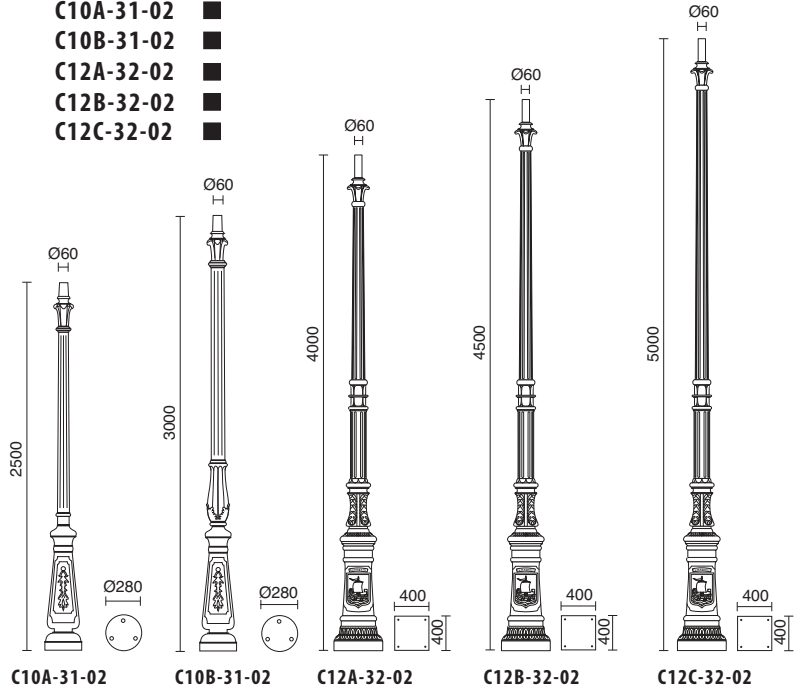
- GX53 LED T2 8x7W - 8x10W

GX53 (Flat diffuser)



Postes/Pole/Mât/Postes

- C10A-31-02 ■
- C10B-31-02 ■
- C12A-32-02 ■
- C12B-32-02 ■
- C12C-32-02 ■



Lámparas recomendadas / Recommended lamps  
Lampes recommandées / Lâmpadas recomendadas

LED FILAMENT LED T2



Pag. 392

Pag. 391

No es posible Kit de sustitución LED. La luminaria está construida específicamente para portalámparas GX53.

Substitution KIT not available. Fitting is meant for GX53 lamp holder.

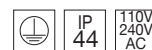
Kit de remplacement non disponible. Le luminaire est conçu spécifiquement pour être équipé d'une douille GX53.

Não é possível Kit de substituição. A Luminária está construída especificamente para casquilho GX53.

GX53 LED T2 8x7W 5600lm 4000K → HQ1 70W
   
**56W**      **70W**

-02 ■ Negro / Black / Noir / Preto

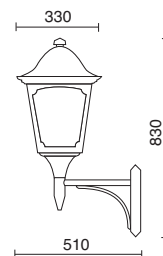
quadra

**406A-G05X1A-04** ■

E27 LED 4W / 6W / 6,6W

E27 TC-TSE 23W max.

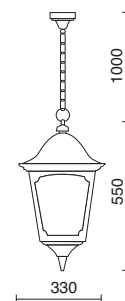
E27 HAL 105W max.

**406B-G05X1A-04** ■

E27 LED 4W / 6W / 6,6W

E27 TC-TSE 23W max.

E27 HAL 105W max.

**406C-G05X1A-04** ■

E27 LED 4W / 6W / 6,6W

E27 TC-TSE 23W max.

E27 HAL 105W max.



Lamas antideslumbrantes / Louvres / Grilles / Lamas

**A07A-406-39**Lámparas recomendadas / Recommended lamps  
Lampes recommandées / Lâmpadas recomendadas

LED FILAMENT



Pag. 392

-04 ■ Antracita / Anthracite / Anthracite / Antracite



quadra

**406D-G05X1A-04** ■

E27 LED 4W / 6W / 6,6W

E27 TC-TSE 23W max.

E27 HAL 105W max.

**406E-G05X1A-04** ■

E27 LED 4W / 6W / 6,6W

E27 TC-TSE 23W max.

E27 HAL 105W max.

**406F-G05X1A-04** ■

E27 LED 4W / 6W / 6,6W

E27 TC-TSE 23W max.

E27 HAL 105W max.

Andaje empotrado / Embedded fixing  
 Anclaje encastrés / Fixação encastrada

**A02A-406-00**

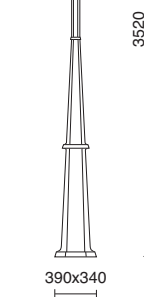
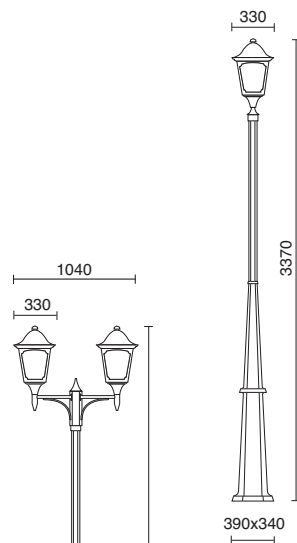
Lamas antideslumbrantes / Louvres / Grilles / Lamas

**A07A-406-39**

Lámparas recomendadas / Recommended lamps  
 Lampes recommandées / Lâmpadas recomendadas

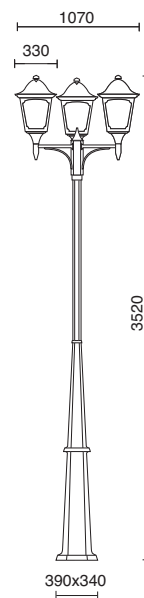
**LED FILAMENT**

Pag. 392



390x340

3520







390x340

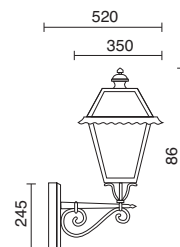
3520







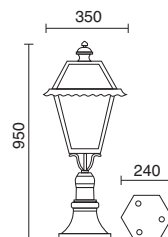
## villa chap

**348B-G05X1A-02 ■**

- E27  LED 4W / 6W / 6,6W
- E27  TC-TSE 30W max.
- E27  HAL 70W max.
- E27  Lux mezcla 160W max.

**348H-G05X1A-02 ■**

- E27  LED 4W / 6W / 6,6W
- E27  TC-TSE 30W max.
- E27  HAL 70W max.
- E27  Lux mezcla 160W max.



Lámparas recomendadas / Recommended lamps  
Lampes recommandées / Lâmpadas recomendadas

**LED FILAMENT**



Pag. 392

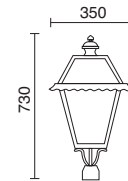


# villa chap




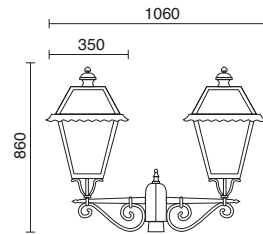
## 348D-G05X1A-02 ■

- E27 LED 4W / 6W / 6,6W
- E27 TC-TSE 30W max.
- E27 HAL 70W max.
- E27 Lux mezcla 160W max.



## 348E-G05X1A-02 ■

- E27 LED 2x 4W / 6W / 6,6W
- E27 TC-TSE 2x 30W max.
- E27 HAL 2x 70W max.
- E27 Lux mezcla 2x 160W max.



Lámparas recomendadas / Recommended lamps  
Lampes recommandées / Lâmpadas recomendadas

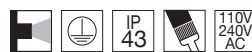
LED FILAMENT



Pag. 392

-02 ■ Negro / Black / Noir / Preto

## elite 6

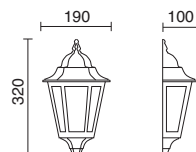


ALU



**PC TRANS** 096A-G04X1A-02 ■

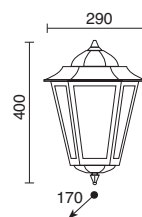
- E14 LED 4W
- E14 TC-TSE 11W max.
- E14 HAL 42W max.



**GLASS TRANS** 096E-G05X1A-01 □  
096E-G05X1A-02 ■

**GLASS MAT** 096D-G05X1A-01 □  
096D-G05X1A-02 ■

- E27 LED 4W / 6W / 6,6W
- E27 TC-TSE 23W max.
- E27 HAL 42W



Lámparas recomendadas / Recommended lamps  
Lampes recommandées / Lâmpadas recomendadas

LED FILAMENT



Pag. 392

LED FILAMENT



Pag. 392

-01 □ Blanco / White / Blanc / Branco -02 ■ Negro / Black / Noir / Preto

## elite 6



ALU

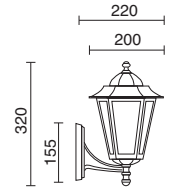


**096F-G05X1A-01**   
**096F-G05X1A-02**

E27 LED 4W / 6W / 6,6W

E27 TC-TSE 30W max.

E27 HAL 42W

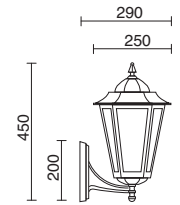


**096H-G05X1A-01**   
**096H-G05X1A-02**

E27 LED 4W / 6W / 6,6W

E27 TC-TSE 30W max.

E27 HAL 42W

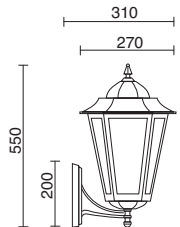


**096J-G05X1A-01**   
**096J-G05X1A-02**

E27 LED 4W / 6W / 6,6W

E27 TC-TSE 30W max.

E27 HAL 42W



**096I-G05X1A-01**   
**096I-G05X1A-02**

Adaptador de esquina sólo para:

Corner adapter only for:

Adaptateur d'angle seulement pour:

Adaptador de esquina só para:

**096G, 096H, 096I, 096J**

**A06A-004-01**   
**A06A-004-02**



Lámparas recomendadas / Recommended lamps  
 Lampes recommandées / Lâmpadas recomendadas

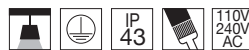
**LED FILAMENT**



Pag. 392

-01  Blanco / White / Blanc / Branco -02  Negro / Black / Noir / Preto

## elite 6



ALU



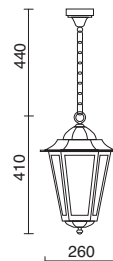
GLASS  
TRANS **096C-G05X1A-01** □  
**096C-G05X1A-02** ■

GLASS  
MAT **096B-G05X1A-01** □  
**096B-G05X1A-02** ■

E27  LED 4W / 6W / 6,6W

E27  TC-TSE 23W max.

E27  HAL 42W



Lámparas recomendadas / Recommended lamps  
Lampes recommandées / Lâmpadas recomendadas


## LED FILAMENT



Pag. 392

-01 □ Blanco / White / Blanc / Branco -02 ■ Negro / Black / Noir / Preto

# elite 6



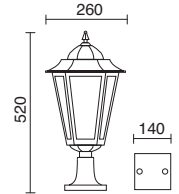
ALU



GLASS TRANS **096L-G05X1A-01**   
**096L-G05X1A-02**

GLASS MAT **096K-G05X1A-01**   
**096K-G05X1A-02**

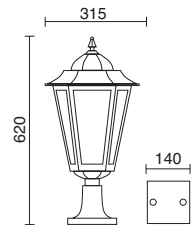
E27 LED 4W / 6W / 6,6W  
 E27 TC-TSE 23W max.  
 E27 HAL 42W



GLASS TRANS **096N-G05X1A-01**   
**096N-G05X1A-02**

GLASS MAT **096M-G05X1A-01**   
**096M-G05X1A-02**

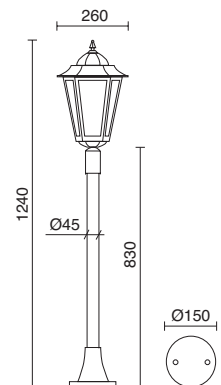
E27 LED 4W / 6W / 6,6W  
 E27 TC-TSE 23W max.  
 E27 HAL 42W



GLASS TRANS **096P-G05X1A-01**   
**096P-G05X1A-02**

GLASS MAT **096O-G05X1A-01**   
**096O-G05X1A-02**

E27 LED 4W / 6W / 6,6W  
 E27 TC-TSE 23W max.  
 E27 HAL 42W



Lámparas recomendadas / Recommended lamps  
 Lampes recommandées / Lâmpadas recomendadas

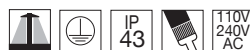
**LED FILAMENT**



Pag. 392

-01  Blanco / White / Blanc / Branco -02  Negro / Black / Noir / Preto

## elite 6



ALU



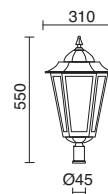
GLASS TRANS **096R-G05X1A-01**   
**096R-G05X1A-02**

GLASS MAT **096Q-G05X1A-01**   
**096Q-G05X1A-02**

E27 LED 4W / 6W / 6,6W

E27 TC-TSE 30W max.

E27 HAL 70W max.



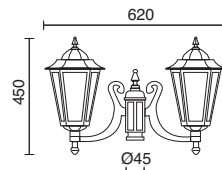
GLASS TRANS **096T-G05X1A-01**   
**096T-G05X1A-02**

GLASS MAT **096S-G05X1A-01**   
**096S-G05X1A-02**

E27 LED 2x 4W / 6W / 6,6W

E27 TC-TSE 2x 30W max.

E27 HAL 2x 70W max.



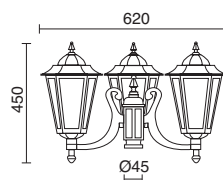
GLASS TRANS **096V-G05X1A-01**   
**096V-G05X1A-02**

GLASS MAT **096U-G05X1A-01**   
**096U-G05X1A-02**

E27 LED 3x 4W / 6W / 6,6W

E27 TC-TSE 3x 30W max.

E27 HAL 3x 70W max.



Lámparas recomendadas / Recommended lamps  
 Lampes recommandées / Lâmpadas recomendadas

## LED FILAMENT




Pag. 392

-01  Blanco / White / Blanc / Branco -02  Negro / Black / Noir / Preto

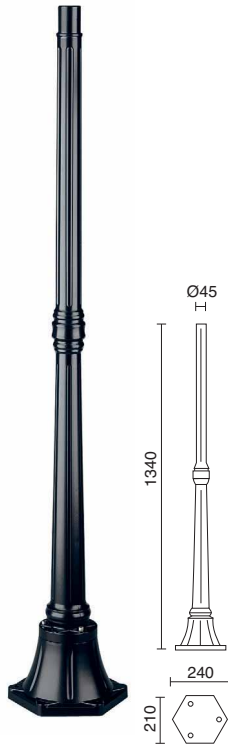
# elite 6



ALU

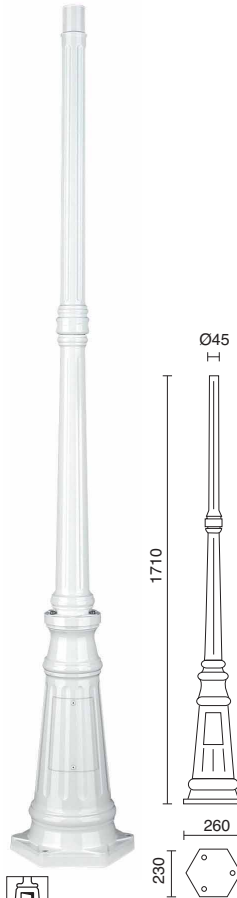
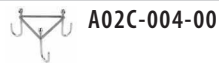


**C01A-11-01**   
**C01A-11-02**



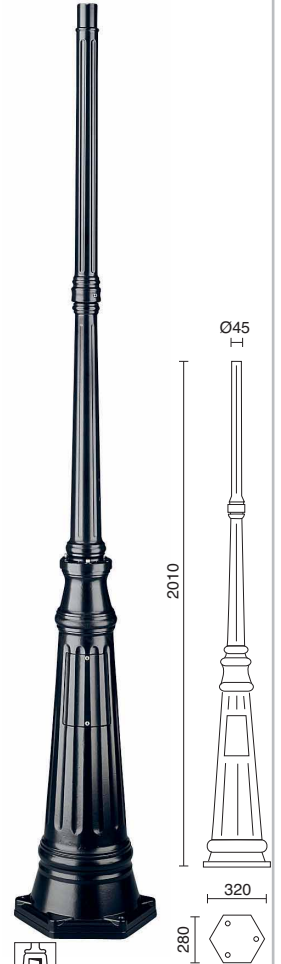
**C07A-11-01**   
**C07A-11-02**

Anclaje empotrado / Embedded fixing  
 Anclaje encastrés / Fixação encastrada



**C07B-12-01**   
**C07B-12-02**

Anclaje empotrado / Embedded fixing  
 Anclaje encastrés / Fixação encastrada



**C07C-12-01**   
**C07C-12-02**

Anclaje empotrado / Embedded fixing  
 Anclaje encastrés / Fixação encastrada



-01  Blanco / White / Blanc / Branco    -02  Negro / Black / Noir / Preto

## clac-clac 6

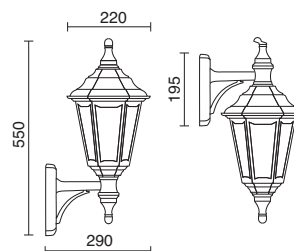


**060B-G05X1A-01**   
**060B-G05X1A-02**

E27 LED 4W / 6W / 6,6W

E27 TC-TSE 20W max.

E27 HAL 42W

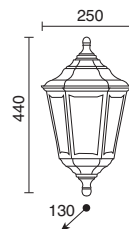


**060A-G05X1A-01**   
**060A-G05X1A-02**

E27 LED 4W / 6W / 6,6W

E27 TC-TSE 20W max.

E27 HAL 42W

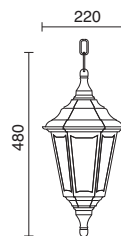


**060G-G05X1A-01**   
**060G-G05X1A-02**

E27 LED 4W / 6W / 6,6W

E27 TC-TSE 20W max.

E27 HAL 42W



Lámparas recomendadas / Recommended lamps  
 Lampes recommandées / Lâmpadas recomendadas

**LED FILAMENT**



Pag. 392

-01  Blanco / White / Blanc / Branco -02  Negro / Black / Noir / Preto

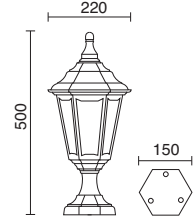


## clic-clac 6



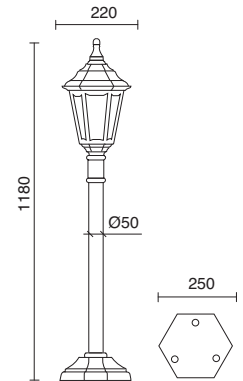
**060H-G05X1A-01** □  
**060H-G05X1A-02** ■

E27 LED 4W / 6W / 6,6W  
 E27 TC-TSE 20W max.  
 E27 HAL 42W



**060I-G05X1A-01** □  
**060I-G05X1A-02** ■

E27 LED 4W / 6W / 6,6W  
 E27 TC-TSE 20W max.  
 E27 HAL 42W



Lámparas recomendadas / Recommended lamps  
 Lampes recommandées / Lâmpadas recomendadas


**LED FILAMENT**



Pag. 392

-01 □ Blanco / White / Blanc / Branco -02 ■ Negro / Black / Noir / Preto

## clic-clac 6



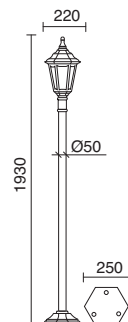
**060J-G05X1A-01**

**060J-G05X1A-02**

E27 LED 4W / 6W / 6,6W

E27 TC-TSE 20W max.

E27 HAL 42W max.



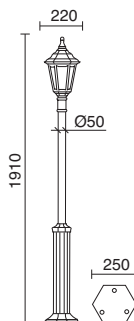
**060D-G05X1A-01**

**060D-G05X1A-02**

E27 LED 4W / 6W / 6,6W

E27 TC-TSE 20W max.

E27 HAL 42W max.



Lámparas recomendadas / Recommended lamps  
Lampes recommandées / Lâmpadas recomendadas

**LED FILAMENT**



Pag. 392


-01  Blanco / White / Blanc / Branco -02  Negro / Black / Noir / Preto

## clic-clac 6



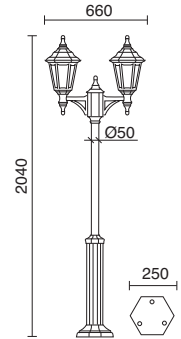
**060E-G05X1A-01** □

**060E-G05X1A-02** ■

E27  LED 2x 4W / 6W / 6,6W

E27  TC-TSE 2x 20W max.

E27  HAL 2x 42W max.



Lámparas recomendadas / Recommended lamps  
Lâmpes recommandées / Lâmpadas recomendadas

**LED FILAMENT**






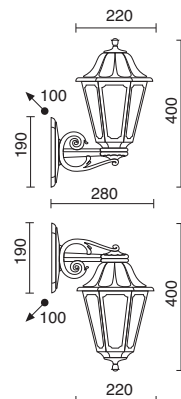
Pag. 392




-01 □ Blanco / White / Blanc / Branco -02 ■ Negro / Black / Noir / Preto

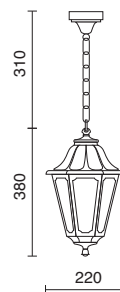
## indura mini 6

**150B-G05X1A-02 ■**

- E27  LED 4W / 6W / 6,6W
- E27  TC-TSE 23W max.
- E27  HAL 42W

**150G-G05X1A-02 ■**

- E27  LED 4W / 6W / 6,6W
- E27  TC-TSE 23W max.
- E27  HAL 42W



Lámparas recomendadas / Recommended lamps  
Lampes recommandées / Lâmpadas recomendadas




**LED FILAMENT**


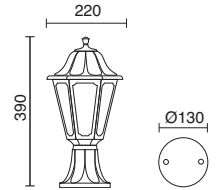
Pag. 392




-02 ■ Negro / Black / Noir / Preto

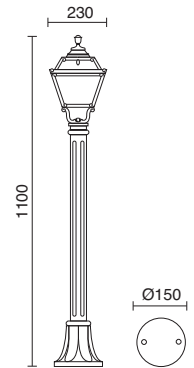
## indura mini 6

**150H-G05X1A-02** ■

- E27  LED 4W / 6W / 6,6W
- E27  TC-TSE 23W max.
- E27  HAL 42W

**150I-G05X1A-02** ■

- E27  LED 4W / 6W / 6,6W
- E27  TC-TSE 23W max.
- E27  HAL 42W



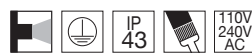
Lámparas recomendadas / Recommended lamps  
Lampes recommandées / Lâmpadas recomendadas

**LED FILAMENT**

Pag. 392

-02 ■ Negro / Black / Noir / Preto

medi



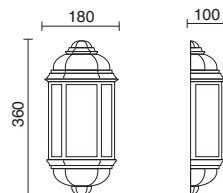
ALU

GLASS  
TRANS**194B-G05X1A-01** □**194B-G05X1A-02** ■

E27 LED 4W / 6W / 6,6W

E27 TC-TSE 23W max.

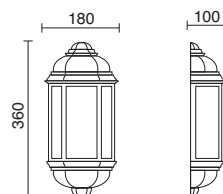
E27 HAL 42W

GLASS  
MAT**194A-G05X1A-01** □**194A-G05X1A-02** ■

E27 LED 4W / 6W / 6,6W

E27 TC-TSE 23W max.

E27 HAL 42W



Lámparas recomendadas / Recommended lamps  
Lampes recommandées / Lâmpadas recomendadas

LED FILAMENT



Pag. 392

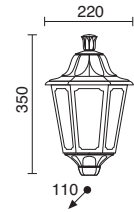
-01 □ Blanco / White / Blanc / Branco -02 ■ Negro / Black / Noir / Preto

# indura medium 6



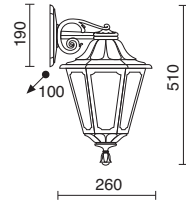
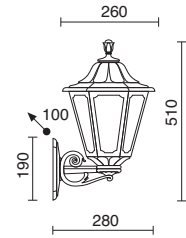
## 147A-G05X1A-02 ■

- E27 LED 4W / 6W / 6,6W
- E27 TC-TSE 23W max.
- E27 HAL 42W



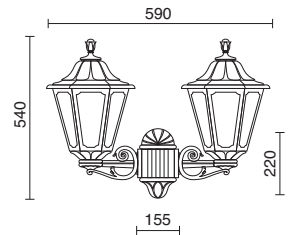
## 147B-G05X1A-02 ■

- E27 LED 4W / 6W / 6,6W
- E27 TC-TSE 23W max.
- E27 HAL 42W



## 147C-G05X1A-02 ■

- E27 LED 2x 4W / 6W / 6,6W
- E27 TC-TSE 2x 23W max.
- E27 HAL 2x 42W



Lámparas recomendadas / Recommended lamps  
Lampes recommandées / Lâmpadas recomendadas

### LED FILAMENT



Pag. 392

-02 ■ Negro / Black / Noir / Preto

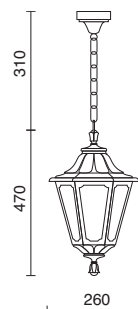
## indura medium 6

**147G-G05X1A-02** ■

E27 LED 4W / 6W / 6,6W

E27 TC-TSE 23W max.

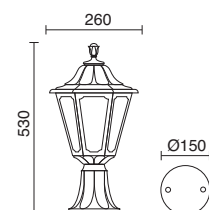
E27 HAL 42W

**147H-G05X1A-02** ■

E27 LED 4W / 6W / 6,6W

E27 TC-TSE 23W max.

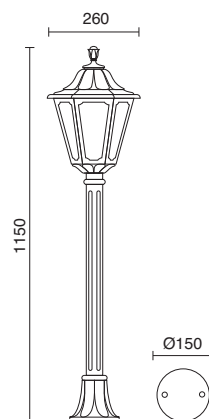
E27 HAL 42W

**147I-G05X1A-02** ■

E27 LED 4W / 6W / 6,6W

E27 TC-TSE 23W max.

E27 HAL 42W


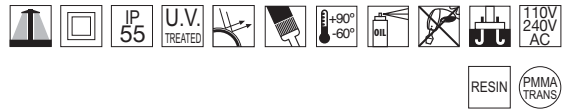
Lámparas recomendadas / Recommended lamps  
Lampes recommandées / Lâmpadas recomendadas**LED FILAMENT**

Pag. 392

-02 ■ Negro / Black / Noir / Preto

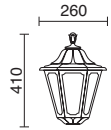


# indura medium 6



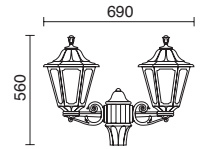
## 147D-G05X1A-02 ■

- E27 LED 4W / 6W / 6,6W
- E27 TC-TSE 23W max.
- E27 HAL 42W



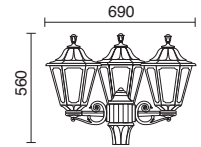
## 147E-G05X1A-02 ■

- E27 LED 2x 4W / 6W / 6,6W
- E27 TC-TSE 2x 23W max.
- E27 HAL 2x 42W



## 147F-G05X1A-02 ■

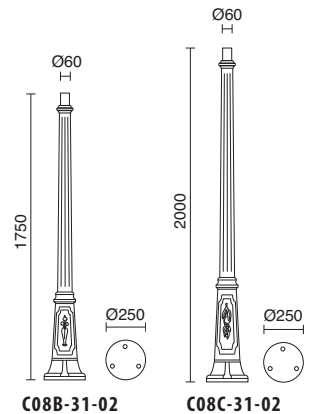
- E27 LED 3x 4W / 6W / 6,6W
- E27 TC-TSE 3x 23W max.
- E27 HAL 3x 42W



Postes/Pole/Mât/Postes

## C08B-31-02 ■

## C08C-31-02 ■



Lámparas recomendadas / Recommended lamps  
Lampes recommandées / Lâmpadas recomendadas

**LED FILAMENT**



Pag. 392

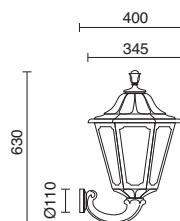
## indura big 6

**144B-G05X1A-02** ■

E27 LED 4W / 6W / 6,6W  
 E27 TC-TSE 23W max.  
 E27 HAL 42W

**144B-G31X1A-02** ■

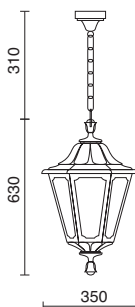
GX53 LED T2 3x7W / 3x10W

**144G-G05X1A-02** ■

E27 LED 4W / 6W / 6,6W  
 E27 TC-TSE 23W max.  
 E27 HAL 42W

**144G-G31X1A-02** ■

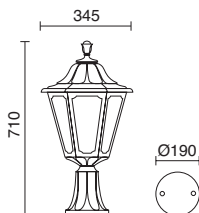
GX53 LED T2 3x7W / 3x10W

**144H-G05X1A-02** ■

E27 LED 4W / 6W / 6,6W  
 E27 TC-TSE 23W max.  
 E27 HAL 42W

**144H-G31X1A-02** ■

GX53 LED T2 3x7W / 3x10W



Lámparas recomendadas / Recommended lamps  
 Lampes recommandées / Lâmpadas recomendadas

LED FILAMENT LED T2



Pag. 392



Pag. 391

Kit de sustitución INDURA BIG 6 E27 a LED / INDURA BIG 6 E27 Replacement Kit to LED  
 Kit de remplacement INDURA BIG 6 E27 à LED / Kit de Substituição INDURA BIG 6 para LED

(LAMP. INCL.)



SAVE  
-30%



GX53 LED T2 3x7W 2100lm 4000K → TC-TSE. 30W  
**21W**



**30W**

**B06A-L31E5A-00**

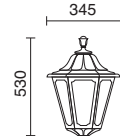
-02 ■ Negro / Black / Noir / Preto

# indura big 6



## 144D-G05X1A-02 ■

E27 LED 4W / 6W / 6,6W  
 E27 TC-TSE 23W max.  
 E27 HAL 70W max.

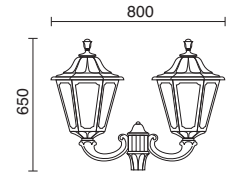


## 144D-G31X1A-02 ■

GX53 LED T2 3x7W  
 GX53 LED T2 3x10W

## 144E-G05X1A-02 ■

E27 LED 2x 4W / 6W / 6,6W  
 E27 TC-TSE 2x 23W max.  
 E27 HAL 2x 70W max.

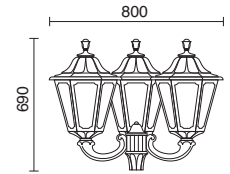


## 144E-G31X1A-02 ■

GX53 LED T2 2x(3x7W)  
 GX53 LED T2 2x(3x10W)

## 144F-G05X1A-02 ■

E27 LED 3x 4W / 6W / 6,6W  
 E27 TC-TSE 3x 23W max.  
 E27 HAL 3x 70W max.



## 144F-G31X1A-02 ■

GX53 LED T2 3x(3x7W)  
 GX53 LED T2 3x(3x10W)

Lámparas recomendadas  
 Recommended lamps  
 Lampes recommandées  
 Lâmpadas recomendadas

LED FILAMENT LED T2



Pag. 392



Pag. 391

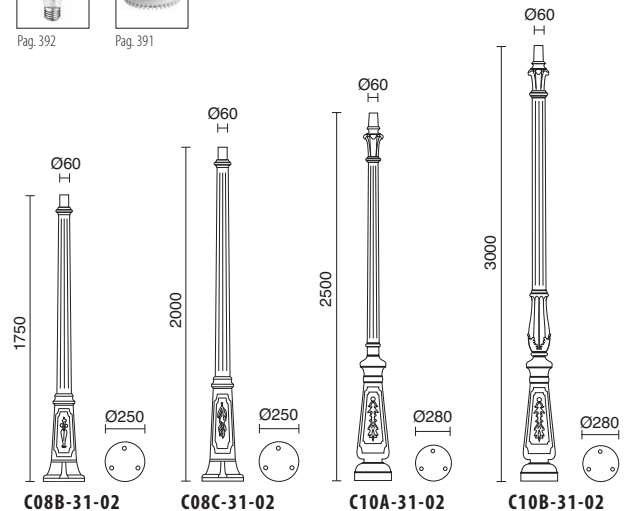
Postes/Pole/Mât/Postes

**C08B-31-02 ■**

**C08C-31-02 ■**

**C10A-31-02 ■**





**C10B-31-02 ■**

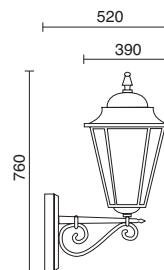






-02 ■ Negro / Black / Noir / Preto

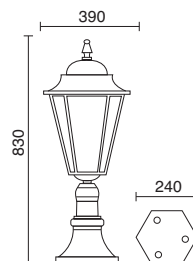
## villa big

**346B-G05X1A-02 ■**

- E27  LED 4W / 6W / 6,6W
- E27  TC-TSE 30W max.
- E27  HAL 70W max.
- E27  Lux mezcla 160W max.

**346H-G05X1A-02 ■**

- E27  LED 4W / 6W / 6,6W
- E27  TC-TSE 30W max.
- E27  HAL 70W max.
- E27  Lux mezcla 160W max.




Lámparas recomendadas / Recommended lamps  
Lampes recommandées / Lâmpadas recomendadas

**LED FILAMENT**

Pag. 392

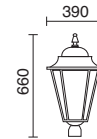
-02 ■ Negro / Black / Noir / Preto

# villa big



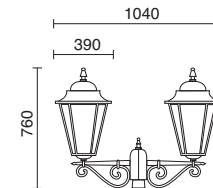
## 346D-G05X1A-02 ■

- E27 LED 4W / 6W / 6,6W
- E27 TC-TSE 30W max.
- E27 HAL 70W max.
- E27 Lux mezcla 160W max.




## 346E-G05X1A-02 ■

- E27 LED 2x 4W / 6W / 6,6W
- E27 TC-TSE 2x 30W max.
- E27 HAL 2x 70W max.
- E27 Lux mezcla 2x 160W max.



Ø75



H (mm)

**C07D-42-02 ■** 2300

Anclaje empotrado / Embedded fixing  
Anclaje encastrés / Fixação encastrada  
**A02A-004-00**



H (mm)

**C07E-42-02 ■** 2600

**C07F-42-02 ■** 2900

Anclaje empotrado / Embedded fixing  
Anclaje encastrés / Fixação encastrada  
**A02B-004-00**

Ø320

Lámparas recomendadas / Recommended lamps  
Lampes recommandées / Lâmpadas recomendadas

**LED FILAMENT**



Pag. 392

-02 ■ Negro / Black / Noir / Preto

# gunther Ø48



230V  
AC

**407D-G31X1A-02** ■

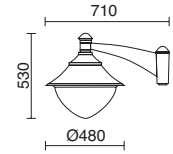
GX53 LED 6x 7W

GX53 LED 6x 10W



**407D-M0570B-02** ■

E27 HIE 70W



230V  
AC

**407E-G31X1A-02** ■

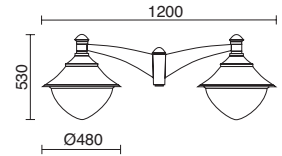
GX53 LED 2x (6x 7W)

GX53 LED 2x (6x 10W)



**407E-M0570B-02** ■

E27 HIE 2x 70W



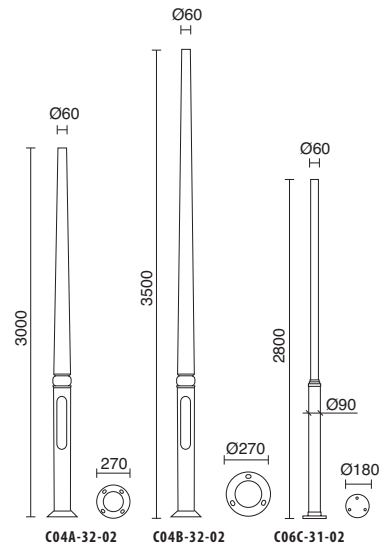
Postes/Pole/Mât/Postes



**C04A-32-02** ■

**C04B-32-02** ■

**C06C-31-02** ■



Lámparas recomendadas / Recommended lamps  
Lampes recomendadas / Lâmpadas recomendadas

**LED T2**



Pag. 391

Kit de sustitución GUNTHER Ø48 E27 a LED / GUNTHER Ø48 E27 Replacement Kit to LED (LAMP. INCL.)  
Kit de remplacement GUNTHER Ø48 E27 à LED / Kit de Substituição GUNTHER Ø48 E27 para LED (LAMP. INCL.)

**SAVE -50%**

GX53 LED T2 6 x7W 4200lm 4000K → HQ1 70W

**42W** → **84W**

**B07A-L31E7A-00**

-02 ■ Negro / Black / Noir / Preto



# gunther Ø48



110V  
240V  
AC

## 407B-G31X1A-02 ■

GX53 LED 6x 7W

GX53 LED 6x 10W

230V  
AC

## 407B-M0570B-02 ■

E27 HIE 70W

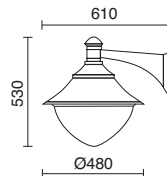
Lámparas recomendadas / Recommended lamps  
Lampes recommandées / Lâmpadas recomendadas

LED T2



Pag. 391

RESIN PMMA TRANS



Kit de sustitución GUNTHER Ø48 E27 a LED / GUNTHER Ø48 E27 Replacement Kit to LED  
Kit de remplacement GUNTHER Ø48 E27 à LED / Kit de Substituição GUNTHER Ø48 E27 para LED (LAMP. INCL.)

		SAVE -50%		
			GX53 LED T2 6x 7W 4200lm 4000K	HQ1 70W
			<b>42W</b>	<b>84W</b>
<b>B07A-L31E7A-00</b>				

# gunther Ø60



110V  
240V  
AC

## 408B-G31X1A-02 ■

GX53 LED 9x 7W

GX53 LED 9x 10W

230V  
AC

## 408B-M0570B-02 ■

E27 HIE 70W

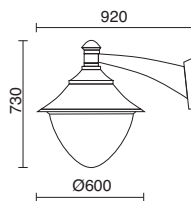
Lámparas recomendadas / Recommended lamps  
Lampes recommandées / Lâmpadas recomendadas

LED T2



Pag. 391

RESIN PMMA TRANS



Kit de sustitución GUNTHER Ø60 E27 a LED / GUNTHER Ø60 E27 Replacement Kit to LED  
Kit de remplacement GUNTHER Ø60 E27 à LED / Kit de Substituição GUNTHER Ø60 E27 para LED (LAMP. INCL.)

		SAVE -45%		
			GX53 LED T2 9x 7W 6300lm 4000K	HQ1 70W
			<b>63W</b>	<b>115W</b>
<b>B07B-L31E9A-00</b>				





# gunther Ø60



110V  
240V  
AC

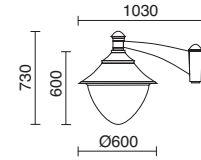
## 408D-G31X1A-02 ■

GX53 LED 9x 7W - 9x 10W

230V  
AC

## 408D-M0570B-02 ■

E27 HIE 70W



RESIN (PMMA TRANS)

110V  
240V  
AC

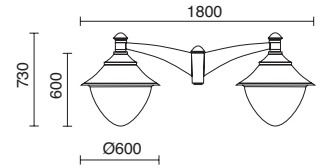
## 408E-G31X1A-02 ■

GX53 LED 2x (9x 7W) - 2x (9x 10W)

230V  
AC

## 408E-M0570B-02 ■

E27 HIE 2x 70W



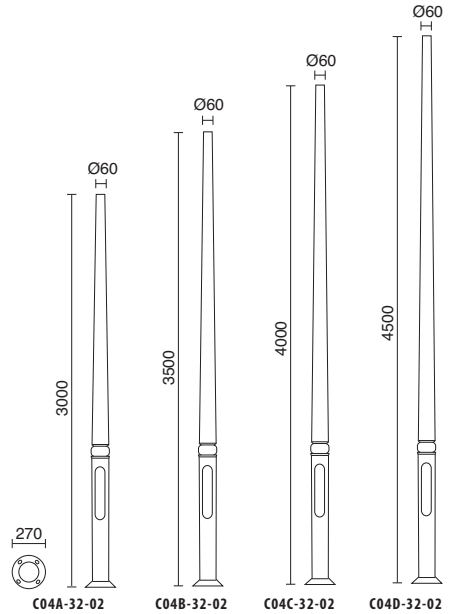
Postes/Pole/Mât/Postes

## C04A-32-02 ■

## C04B-32-02 ■

## C04C-32-02 ■

## C04D-32-02 ■



Lámparas recomendadas / Recommended lamps  
Lampes recommandées / Lâmpadas recomendadas

### LED T2



Pag. 391

Kit de sustitución GUNTHER Ø60 E27 a LED / GUNTHER Ø60 E27 Replacement Kit to LED

Kit de remplacement GUNTHER Ø60 E27 à LED / Kit de Substituição GUNTHER Ø60 E27 para LED (LAMP. INCL.)

**SAVE -45%**

GX53 LED T2 9x 7W 6300lm 4000K → HQ1 70W

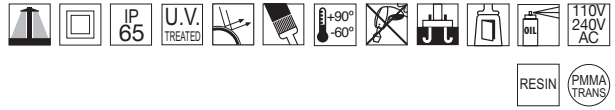
**63W** → **115W**

**B07B-L31E9A-00**

-02 ■ Negro / Black / Noir / Preto

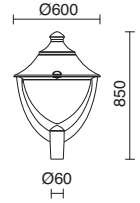


# gunther top



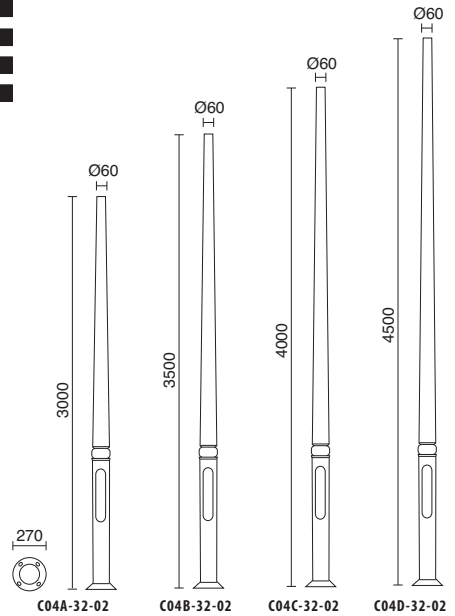
## 655A-G31X1A-02 ■

GX53 LED 9x 7W - 9x 10W



Postes/Pole/Mât/Postes

- C04A-32-02 ■**
- C04B-32-02 ■**
- C04C-32-02 ■**
- C04D-32-02 ■**



Lámparas recomendadas / Recommended lamps  
Lampes recommandées / Lâmpadas recomendadas

### LED T2



Pag. 391

Kit de sustitución GUNTHER TOP Ø60 E27 a LED / GUNTHER TOP Ø60 E27 Replacement Kit to LED  
Kit de remplacement GUNTHER TOP Ø60 E27 à LED / Kit de Substituição GUNTHER TOP Ø60 E27 para LED (LAMP. INCL.)

	<p>SAVE -45%</p>		
	<p>GX53 LED T2 9x 7W 6300lm 4000K</p>	<p>→</p>	<p>HQ1 70W</p>
	<p><b>63W</b></p>		<p><b>115W</b></p>

**B07B-L31E9A-00**

-02 ■ Negro / Black / Noir / Preto




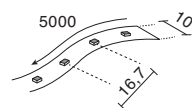



ACCESORIOS  
ACCESSORIES  
ACCESSOIRES  
ACCESÓRIOS

# LED STRIP IN







 **464A-L0124F-00** 3000°K  
**464A-L0224F-00** 4000°K  
 LED 60leds/m 4,8W/m 360lm/m



\*  **464B-L0105F-00** 3000°K  
**464B-L0205F-00** 4000°K  
 LED 60leds/m 4,8W/m 360lm/m

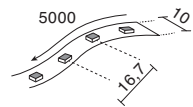
Alimentadores / Power supplies / Alimentateurs / Alimentadores


	<b>B02Q-X3325F-01</b> 
25W (max 1 unit.)	
	<b>B02R-X33A1F-01</b> 
100W (max 4 unit.)	

(Pag. 400-401)



 **464A-L0172F-00**  
 LED 60leds/m 3000°K 14,4W/m 1260lm/m




\*  **464B-L0115F-00**  
 LED 60leds/m 3000°K 14,4W/m 1260lm/m

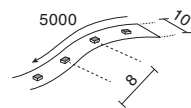
Alimentadores / Power supplies / Alimentateurs / Alimentadores

	<b>B02R-X33A1F-01</b> 
100W (max 1 unit.)	
	<b>B02O-X33A4F-39</b> 
150W (max 2 unit.)	

(Pag. 400-401)



 **464C-L0172F-00**  
 LED 120leds/m 3000°K 14,4W/m 1200lm/m



\*  **464D-L0115F-00**  
 LED 120leds/m 3000°K 14,4W/m 1200lm/m

Alimentadores / Power supplies / Alimentateurs / Alimentadores

	<b>B02R-X33A1F-01</b> 
100W (max 1 unit.)	
	<b>B02O-X33A4F-39</b> 
150W (max 2 unit.)	

(Pag. 400-401)



Auto-adhs. 3M

\* Longitud de tira led personalizada. Corte en tramos de 5 o 10 cm. Se suministra con 1 toma de alimentación.  
 Bespoke length. Cut in sections of 5 or 10 cm. Comes with 1 power supply.  
 Longueur de ruban Led sur-mesure. Coupe en sections de 5 ou 10 cm. Fourni avec un câble d'alimentation.  
 Cumprimento da fita de Led personalizada. Corte por seção de 5 ou 10 cm. Fornece-se com uma tomada de alimentação.



# LED STRIP IN **R G B**



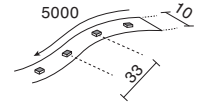
**464A-L0472F-00**

LED 60leds/m 14,4W/m 470lm/m



**464B-L0415F-00**

LED 60leds/m 14,4W/m 470lm/m



Alimentador / Power supply / Alimentateur / Alimentador



**B020-X3380F-39**

80W (max. 1 unit.)

**B020-X33A4F-39**

150W (max. 2 unit.)



(Pag. 400-401)

Sistema control RGB / RGB control system  
Système de contrôle RGB / Sistema de controle RGB



**B05F-G33A9F-39**

432W (max. 2 unit.)



30m.

Amplificador / Amplifier / Amplificateur / Amplificador



**B05H-G33A7F-39**

216W (max. 2 unit.)



Preisa transformador adicional  
Additional transformer required  
Nécessite transformateur supplémentaire  
Requer transformador adicional



Auto-adhs. 3M


\* Longitud de tira led personalizada. Corte en tramos de 10 cm. Se suministra con 1 toma de alimentación.  
Bespoke length. Cut in sections of 10 cm. Comes with 1 power supply.  
Longueur de ruban Led sur-mesure. Coupe en sections de 10 cm. Fourni avec un câble d'alimentation.  
Cumprimento da fita de Led personalizada. Corte por seção de 10 cm. Fornece-se com uma tomada de alimentação.

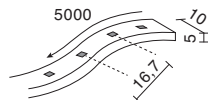
# LED STRIP OUT




Resina de Poliuretano / Polyurethane resin  
Résine de Polyuréthane / Resina de Poliuretano



 **465F-L0124F-29** 3000°K  
**465F-L0224F-29** 4000°K  
LED 60leds/m 4,8W/m 310lm/m



\*  **465G-L0105F-29** 3000°K  
**465G-L0205F-29** 4000°K  
LED 60leds/m 4,8W/m 310lm/m

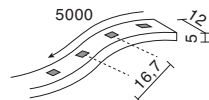
Alimentador / Power supply / Alimentateur / Alimentador


	<b>B020-X3340F-39</b> 40W (max. 1 unit.)
	<b>B020-X3380F-39</b> 80W (max. 3 unit.)

(Pag. 400-401)





 **465D-L0172F-29**  
LED 60leds/m 3000°K 14,4W/m 630lm/m



\*  **465E-L0115F-29**  
LED 60leds/m 3000°K 14,4W/m 630lm/m

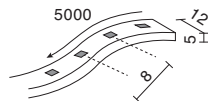
Alimentador / Power supply / Alimentateur / Alimentador

	<b>B020-X3380F-39</b> 80W (max. 1 unit.)
	<b>B020-X33A4F-39</b> 150W (max. 2 unit.)

(Pag. 400-401)



 **465B-L0172F-29**  
LED 120leds/m 3200°K 14,4W/m 1120lm/m



\*  **465C-L0115F-29**  
LED 120leds/m 3200°K 14,4W/m 1120lm/m

Alimentador / Power supply / Alimentateur / Alimentador

	<b>B020-X3380F-39</b> 80W (max. 1 unit.)
	<b>B020-X33A4F-39</b> 150W (max. 2 unit.)

(Pag. 400-401)



Auto-adhs. 3M

\* Longitud de tira led personalizada. Corte en tramos de 5 o 10 cm. Se suministra con 1 toma de alimentación.  
Bespoke length. Cut in sections of 5 or 10 cm. Comes with 1 power supply.  
Longueur de ruban Led sur-mesure. Coupez en sections de 5 ou 10 cm. Fourni avec un câble d'alimentation.  
Cumprimento da fita de Led personalizada. Corte por seção de 5 ou 10 cm. Fornece-se com uma tomada de alimentação.

# LED STRIP OUT

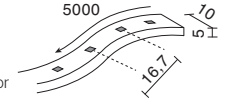


Protector de silicona / Silicone protector  
 Protecteur de silicone / Protetor de silicone



## 465A-L0124F-29

LED 60leds/m 3000K 4,8W/m 240lm/m

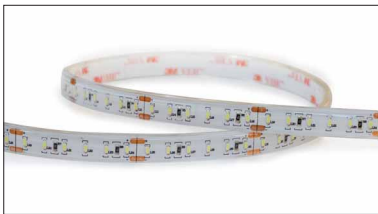


Alimentador / Power supply / Alimentateur / Alimentador

	<b>B020-X3340F-39</b> 40W (max. 1 unit.)
	<b>B020-X33A1F-39</b> 100W (max. 2 unit.)

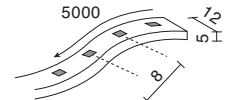


(Pag. 400-401)



## 465F-L0472F-29


LED 120leds/m 14,4W/m 500lm/m



## 465G-L0415F-29

LED 120leds/m 14,4W/m 500lm/m

Alimentador / Power supply / Alimentateur / Alimentador

	<b>B020-X3380F-39</b> 80W (max. 1 unit.)
	<b>B020-X33A4F-39</b> 150W (max. 2 unit.)




(Pag. 400-401)

Sistema control RGB / RGB control system  
 Système de contrôle RGB / Sistema de controle RGB

	<b>B05E-G33A7F-39</b> 288W (max. 2 unit.)				
	<table border="1"> <tr> <td>IP 65</td> <td>24V DC</td> <td>7 COLORS</td> <td>7 SEQUEN</td> <td>+40° -10°</td> </tr> </table> 30m.	IP 65	24V DC	7 COLORS	7 SEQUEN
IP 65	24V DC	7 COLORS	7 SEQUEN	+40° -10°	

Amplificador / Amplifier / Amplificateur / Amplificador

	<b>B05G-G33A8F-39</b> 216W (max. 2 unit.)		
	<table border="1"> <tr> <td>IP 65</td> <td>24V DC</td> <td>+60° -20°</td> </tr> </table> Precisa transformador adicional Additional transformer required Nécessite transformateur supplémentaire Requer transformador adicional	IP 65	24V DC
IP 65	24V DC	+60° -20°	



Auto-adhs. 3M

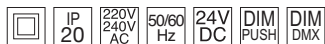
\* Longitud de tira led personalizada. Corte en tramos de 5 o 10 cm. Se suministra con 1 toma de alimentación.  
 Bespoke length. Cut in sections of 5 or 10 cm. Comes with 1 power supply.  
 Longueur de ruban Led sur-mesure. Coupe en sections de 5 ou 10 cm. Fourni avec un câble d'alimentation.  
 Cumprimento da fita de Led personalizada. Corte por seção de 5 ou 10 cm. Fornece-se com uma tomada de alimentação.

# SKOLL

## DISPOSITIVOS RGB / RGB DEVICES / DISPOSITIFS RGB / DISPOSITIVOS RGB



Driver  
Push  
Driver  
Driver



B02X-X33J2F-00 3x 16,8W



Panel controlador DMX táctil de pared, 1 zona RGB  
DMX touch panel controller, 1 RGB zone  
Écran tactile générateur DMX, 1 zone RGB  
Painel controlador DMX táctil de parede, 1 zona RGB



B05L-X33X2E-00 12x85x25mm



Decodificador DMX RGB  
RGB DMX decoder  
Décodeur DMX RGB  
Descodificador DMX RGB



B05I-X33J3F-00 4x 120W



Panel controlador DMX táctil de pared, 4 zonas RGBW  
DMX touch panel controller, 4 RGBW zone.  
Écran tactile générateur DMX., 4 zone RGBW  
Painel controlador DMX táctil de parede, 4 zonas RGB



B05M-X33X2F-00 80x86x29,10mm



Empotramiento en cajetín universal NO INCLUIDO  
Recessing by flush mounting box NOT INCLUDED  
Encastrement en boîtier universel NON INCLUS  
Encastramento em caixa universal NÃO INCLUÍDA



\* Fuente alimentación / Power Supply / Source d'alimentation / Fonte de alimentação

# SKOLL

## DISPOSITIVOS RGB / RGB DEVICES / DISPOSITIFS RGB / DISPOSITIVOS RGB



Receptor RF RGB  
RGB RF receiver  
Récepteur RF RGB  
Receptor RF RGB



B05J-X33J4F-00 3x 120W



Mando RF controlador, 4 zonas RGB.  
RF remote controller of 4 RGB zones.  
Télécommande RF, 4 zone RGB.  
Comando RF controlador, 4 zonas RGB.



B05N-X33X2X-00



\* Fuente alimentación / Power Supply / Source d'alimentation / Fonte de alimentação.




Amplificador de señal RGB  
RGB power repeater  
Amplificateur de signal RGB  
Amplificador de sinal RGB



B05K-X33J4F-00 3x 120W

SKOLL

IPERFIL / IPROFIL / IPROFILÉ / IPERFIS



## 3000 mm

Ref.

ALU	1 A50A-778-39	Perfil aluminio anodizado en "U" 7x17,5 mm adosado (3m) 7x17,5mm "U"-shaped surface anodized aluminium profile (3m) Profil en aluminium anodisé dans "U" 7x17,5 mm sur surface (3m) Perfil alumínio anodizado em "U" 7x17,5 mm de superfície (3m)
PC OPAL	2 A50C-778-00	Difusor PC opal (3m) Opal PC diffuser (3m) Diffuseur PC opale (3m) Difusor PC opalino (3m)
PC TRANS	3 A50D-778-00	Difusor PC transparente (3m) Clear PC diffuser (3m) Diffuseur PC transparent (3m) Difusor PC transparente (3m)
	4 A50G-778-03	Tapa final gris sin agujero Grey end cap w/o hole Embout sans trou en gris Tampa final cinzenta sem furo
	5 A50H-778-03	Tapa final gris con agujero Grey end cap with hole Embout avec trou en gris Tampa final cinzenta com furo
	6 A50I-778-00	Fijación transparente Clear clamp Fixation transparente Fixação transparente


## kit 1000 mm

Ref.

ALU	A50B-778-39	Perfil aluminio anodizado en "U" 7x17,5 mm adosado (1m)+ tapas+fijaciones 7x17,5mm "U"-shaped surface anodized aluminium profile (1m)+end caps+clamps Profil en aluminium anodisé dans "U" 7x17,5 mm sur surface (1m)+embouts+fixations Perfil alumínio anodizado em "U" 7x17,5 mm de superfície (1m) + tampas + fixações
ALU + PC OPAL	A50E-778-39	Perfil aluminio anodizado en "U" 7x17,5 mm adosado (1 m)+difusor PC opal+ tapas+fijaciones 7x17,5mm "U"-shaped surface anodized aluminium profile (1m)+ opal PC diffuser+end caps+clamps Profil en aluminium anodisé dans "U" 7x17,5 mm sur surface (1m)+diffuseur PC opale +embouts+fixations Perfil alumínio anodizado em "U" 7x17,5 mm de superfície (1m) + difusor PC opal + tampas + fixações
ALU + PC TRANS	A50F-778-39	Perfil aluminio anodizado en "U" 7x17,5 mm adosado (1m)+difusor PC transparente+ tapas+fijaciones 7x17,5mm "U"-shaped surface anodized aluminium profile (1m)+clear PC diffuser+end caps+clamps Profil en aluminium anodisé dans "U" 7x17,5 mm sur surface (1m)+diffuseur PC transparent +embouts+fixations Perfil alumínio anodizado em "U" 7x17,5 mm de superfície (1m) + difusor de PC transparente + tampas + fixações

# SKOLL

## IPERFIL / IPROFIL / IPROFILÉ / IPERFIS



### 3000 mm


Ref.	
ALU	<p><b>1</b> A51A-778-39</p> <p>Perfil aluminio anodizado empotrado 7x25 mm (3m) 7x25 mm recessed anodized aluminium profile (3m) Profil en aluminium anodisé encastré 7x25 mm (3m) Perfil alumínio anodizado de encastrar 7x25 mm (3m)</p>
PC OPAL	<p><b>2</b> A51C-778-00</p> <p>Difusor PC opal (3m) Opal PC diffuser (3m) Diffuseur PC opale (3m) Difusor PC opalino (3m)</p>
PC TRANS	<p><b>3</b> A51D-778-00</p> <p>Difusor PC transparente (3m) Clear PC diffuser (3m) Diffuseur PC transparent (3m) Difusor de PC transparente (3m)</p>
	<p><b>4</b> A51G-778-03</p> <p>Tapa final gris sin agujero Grey end cap w/o hole Embout sans trou en gris Tampa final cinza sem furo</p>
	<p><b>5</b> A51H-778-03</p> <p>Tapa final gris con agujero Grey end cap with hole Embout avec trou en gris Tampa final cinza com furo</p>
	<p><b>6</b> A51I-778-00</p> <p>Fijación transparente Clear clamp Fixation transparente Fixação transparente</p>

### kit 1000 mm

Ref.	
ALU	<p>A51B-778-39</p> <p>Perfil aluminio anodizado empotrado 7x25 mm (1m)+ tapas+fijaciones 7x25 mm recessed anodized aluminium profile (1m)+end caps+clamps Profil en aluminium anodisé encastré 7x25 mm (1m)+embouts+fixations Perfil alumínio anodizado de encastrar 7x25 mm (1m) + tampas + fixações</p>
ALU + PC OPAL	<p>A51E-778-39</p> <p>Perfil aluminio anodizado empotrado 7x25 mm (1m)+difusor PC opal+ tapas+fijaciones 7x25 mm recessed anodized aluminium profile (1m)+opal PC diffuser+end caps+clamps Profil en aluminium anodisé encastré 7x25 mm (1m)+diffuseur PC opale +embouts+fixations Perfil alumínio anodizado de encastrar 7x25 mm (1m) + difusor PC opal + tampas + fixações</p>
ALU + PC TRANS	<p>A51F-778-39</p> <p>Perfil aluminio anodizado empotrado 7x25 mm (1m)+difusor PC transparente+ tapas+fijaciones 7x25 mm recessed anodized aluminium profile (1m)+clear PC diffuser+end caps+clamps Profil en aluminium anodisé encastré 7x25 mm (1m)+diffuseur PC transparent +embouts+fixations Perfil alumínio anodizado de encastrar 7x25 mm (1m) + difusor de PC transparente + tampas + fixações</p>

# SKOLL

## IPERFIL / IPROFIL / IPROFILÉ / IPERFIS



### 3000 mm

Ref.

ALU	1	A52A-778-39	Perfil aluminio anodizado esquinero 18,5x18,5 mm (3m) 18,5x18,5 mm anodized aluminium corner profile (3m) Profil en aluminium anodisé pour coin 18,5x18,5mm (3m) Perfil aluminio anodizado de canto 18,5x18,5mm (3m)
PC OPAL	2	A52C-778-00	Difusor PC opal (3m) Opal PC diffuser (3m) Diffuseur PC opale (3m) Difusor PC opalino (3m)
PC TRANS	3	A52D-778-00	Difusor PC transparente (3m) Clear PC diffuser (3m) Diffuseur PC transparent (3m) Difusor PC Transparente (3m)
	4	A52G-778-03	Tapa final gris sin agujero Grey end cap w/o hole Embout sans trou en gris Tampa final cinzenta sem furo
	5	A52H-778-03	Tapa final gris con agujero Grey end cap with hole Embout avec trou en gris Tampa final cinzenta com furo
	6	A52I-778-00	Fijación transparente Clear clamp Fixation transparente Fixação transparente

### kit 1000 mm

Ref.

ALU		A52B-778-39	Perfil aluminio anodizado esquinero 18,5x18,5 mm (1m)+ tapas+fijaciones 18,5x18,5 mm anodized aluminium corner profile (1m)+end caps+clamps Profil en aluminium anodisé pour coin 18,5x18,5 mm(1m)+embouts+fixations Perfil aluminio anodizado de canto 18,5x18,5mm (1m)+tampas+fixações
ALU + PC OPAL		A52E-778-39	Perfil aluminio anodizado esquinero 18,5x18,5 mm (1m)+difusor PC opal+ tapas+fijaciones 18,5x18,5 mm anodized aluminium corner profile (1m)+opal PC diffuser+end caps+clamps Profil en aluminium anodisé pour coin 18,5x18,5 mm (1m)+diffuseur PC opale +embouts+fixations Perfil aluminio anodizado de canto 18,5x18,5mm (1m)+Difusor PC opalino (1m)+tampas+fixações
ALU + PC TRANS		A52F-778-39	Perfil aluminio anodizado esquinero 18,5x18,5 mm (1m)+difusor PC transparente+ tapas+fijaciones 18,5x18,5 mm anodized aluminium corner profile (1m)+clear PC diffuser+end caps+clamps Profil en aluminium anodisé pour coin 18,5x18,5 mm (1m)+diffuseur PC transparent +embouts+fixations Perfil aluminio anodizado de canto 18,5x18,5mm (1m)+Difusor PC transparente (1m)+tampas+fixações

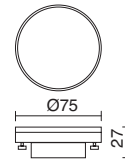


# LED T2

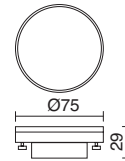


**378A-L3103A-01** 3000K  
**378A-L3103A-02** 4000K

GX53 LED T2 3W 350lm

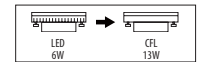
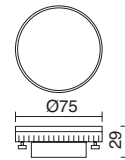


**378A-L3104A-01**  
 GX53 LED T2 4W 300lm 3000K



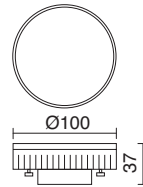
**378A-L3106A-01** 3000K  
**378A-L3106A-02** 4000K

GX53 LED T2 6W 500lm



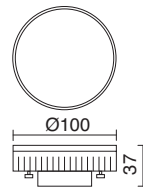
**378B-L3107A-01** 3000K  
**378B-L3107A-02** 4000K

GX53 LED T2 7W 700lm



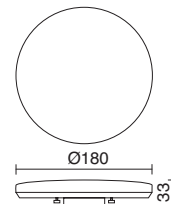
**378B-L3110A-01** 3000K  
**378B-L3110A-02** 4000K

GX53 LED T2 10W 1000lm



**378C-L3111A-01** 3000K  
**378C-L3111A-02** 4000K

GX53 LED T2 11W 900lm

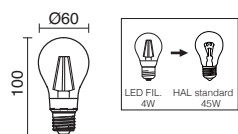


# LED FILAMENT



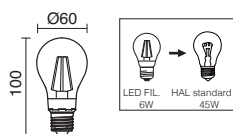
**632C-L0504B-01**

E27 LED 4W 470lm 3000K



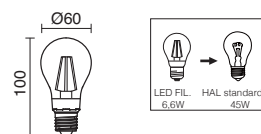
**632C-L0506B-01**

E27 LED 6W 800lm 2700K



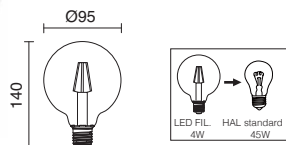
**632C-L0507B-01**

E27 LED 6,5W 720lm 2700K



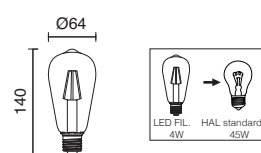
**632F-L0504B-01**

E27 LED 4W 470lm 3000K




**632G-L0504B-01**

E27 LED 4W 470lm 3000K



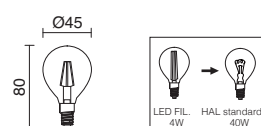
**632D-L0404B-01**

E14 LED 4W 470lm 3000K



**632E-L0404B-01**

E14 LED 4W 470lm 3000K

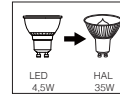
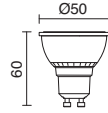


# LED PRO



578A-L2104A-01 3000K  
578A-L2104A-02 4000K

GU10 LED 3,5W 400lm



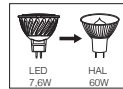
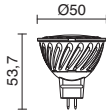
578A-L2105A-01 3000K  
578A-L2105A-02 4000K

GU10 LED 4,5W 300lm

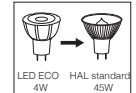


369C-L2308D-01 3000K  
369C-L2308D-02 4000K

GU5,3 LED 7,6W 550lm



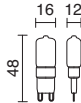
368C-L2305D-01 3000K  
GU5,3 LED 4W 300lm



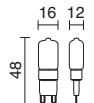
# G9



369D-L2003B-01  
G9 LED 2,5W 160lm 3000K



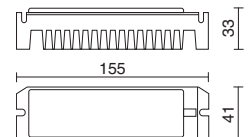
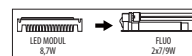
369D-L2003B-02  
G9 LED 2,5W 160lm 4000K



# LED MODUL



371A-L3309B-01  
LED SMD 8,7W 780lm 2900-3200K



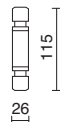
## CONECTORES / CONNECTORS / CONNECTEURS / CONECTORES

IP  
68



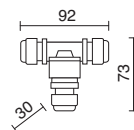
### B03A-X33X2A-02

Doble conector para cables-manguera entre Ø 5 y 13 mm.  
Double connector for wires-hoses between Ø 5 and 13 mm.  
Double connecteur pour les câble multifils entre Ø 5 et 13 mm.  
Duplo conector para cabos multifilares com Ø 5 e 13 mm.



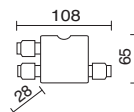
### B03B-X33X2A-02

Triple conector para cables-manguera entre Ø 5 y 13 mm.  
Triple connector for wires-hoses between Ø 5 and 13 mm.  
Triple connecteur pour les câble multifils entre Ø 5 et 13 mm.  
Tripo conector para cabos multifilares com Ø 5 e 13 mm.



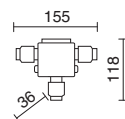
### B03C-X33X2A-02

Triple conector para cables-manguera de Ø 13,5 mm.  
Triple connector for wires-hoses between, Ø 13,5 mm.  
Triple connecteur pour les câble multifils de Ø 13,5 mm.  
Tripo conector para cabos multifilares, Ø 13,5 mm.



### B03D-X33X2A-02

Triple conector para cables-manguera de Ø 13,5 mm.  
Triple connector for wires-hoses between, Ø 13,5 mm.  
Triple connecteur pour les câbles-tuyaux de Ø 13,5 mm.  
Tripo conector para cabos multifilares, Ø 13,5 mm.



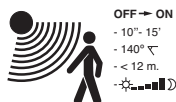
## DETECTOR DE PRESENCIA / IPRESENCE DETECTOR DÉTECTEUR DE PRÉSENCE / DETETOR DE PRESENÇA



IP  
54

220V  
240V  
AC

B04A-X33X2B-01   
B04A-X33X2B-02



OFF → ON

- 10°- 15°

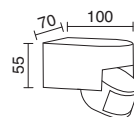
- 140°

- < 12 m.

- [Signal strength icon]

- [Light bulb icon] 1000W max.

- [Speaker icon] 500 max.



## SENSOR CREPUSCULAR / DUSK-DOWN SENSOR SENSEUR CRÉPUSCULAIRE / SENSOR CREPUSCULAR



B04B-X33X2B-01   
B04B-X33X2B-02

IP  
54

220V  
240V  
AC

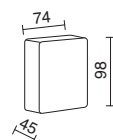
OFF → ON

- > 2 Lux < 1000 Lux

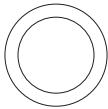
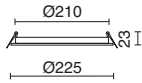
- [Signal strength icon]

- [Light bulb icon] 1000W max.

- [Speaker icon] 500 max.



GIA

599A-L0118B-01 

LED 18W 1250lm 3000K

599A-L0218B-01 

LED 18W 1310lm 4000K

599A-L0318B-01 


LED 18W 1310lm 6000K

599A-L0124B-01 

LED 24W 1700lm 3000K

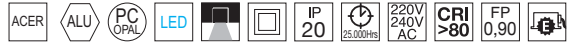
599A-L0224B-01 

LED 24W 1700lm 4000K



01 Blanco / White / Blanc / Branco

# HIMMEL

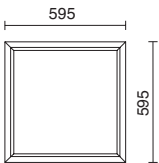


**583A-L0140B-01**


LED 40W 3250lm 3000K

**583A-L0240B-01**

LED 40W 3600lm 4000K



- Para falso techo modular.
- For modular ceiling.
- Pour faux plafond.
- Instalação em gesso cartonado.



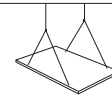
Accesorio superficie / Surface accessory  
Accessoire surface / Acessório de superfície

605x605  
±50

**A20B-583-01**



Kit de suspensión / Suspension kit  
Kit du suspension / Kit de suspensão



**A20B-583-38**

H max. 140cm

**01** Blanco / White / Blanc / Branco

**38** Acero cincado / Zinc-plated steel / Acier zingué / Aço zincado

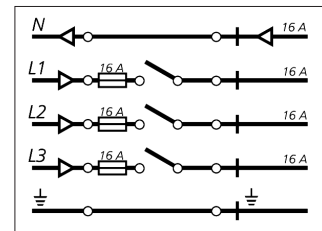
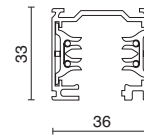


# CARRIL



- |                |   |        |
|----------------|---|--------|
| B10A-X33X2A-01 | □ | 100 cm |
| B10A-X33X2A-02 | ■ | 100 cm |
| B10A-X33X2A-03 | ■ | 100 cm |
| B10B-X33X2A-01 | □ | 200 cm |
| B10B-X33X2A-02 | ■ | 200 cm |
| B10B-X33X2A-03 | ■ | 200 cm |
| B10C-X33X2A-01 | □ | 300 cm |
| B10C-X33X2A-02 | ■ | 300 cm |
| B10C-X33X2A-03 | ■ | 300 cm |
| B10D-X33X2A-01 | □ | 400 cm |
| B10D-X33X2A-02 | ■ | 400 cm |
| B10D-X33X2A-03 | ■ | 400 cm |

Carril / Track / Rail / Calha

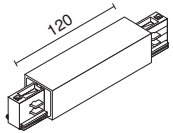
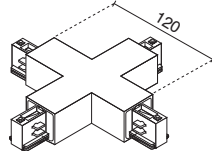
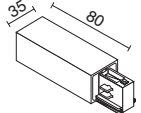
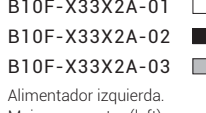
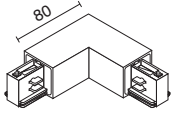
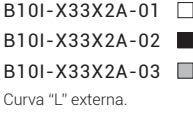
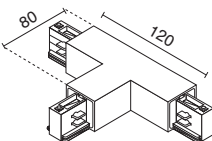
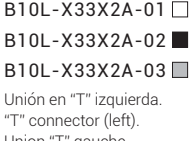
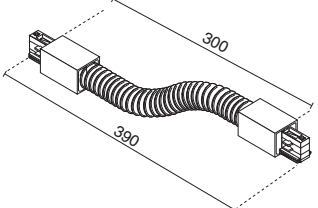

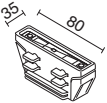
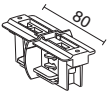
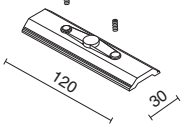

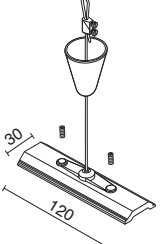
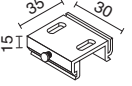


01 Blanco / White / Blanc / Branco

02 Negro / Black / Noir / Preto

03 Gris / Grey / Gris / Cinzento



 <p><b>B10G-X33X2A-01</b> <input type="checkbox"/>  <b>B10G-X33X2A-02</b> <input checked="" type="checkbox"/>  <b>B10G-X33X2A-03</b> <input type="checkbox"/></p> <p>Alimentador central.          Central power supply.          Alimentation centrale.          Alimentador central.</p>	 <p><b>B10J-X33X2A-01</b> <input type="checkbox"/>  <b>B10J-X33X2A-02</b> <input checked="" type="checkbox"/>  <b>B10J-X33X2A-03</b> <input type="checkbox"/></p> <p>Unión en "X".          "X" connector.          Union "X".          Junção "X".</p>
 <p><b>B10E-X33X2A-01</b> <input type="checkbox"/>  <b>B10E-X33X2A-02</b> <input checked="" type="checkbox"/>  <b>B10E-X33X2A-03</b> <input type="checkbox"/></p> <p>Alimentador derecha.          Mains connector (right).          Alimentation droite.          Alimentador direito.</p>	 <p><b>B10F-X33X2A-01</b> <input type="checkbox"/>  <b>B10F-X33X2A-02</b> <input checked="" type="checkbox"/>  <b>B10F-X33X2A-03</b> <input type="checkbox"/></p> <p>Alimentador izquierda.          Mains connector (left).          Alimentation gauche.          Alimentador esquerda.</p>
 <p><b>B10H-X33X2A-01</b> <input type="checkbox"/>  <b>B10H-X33X2A-02</b> <input checked="" type="checkbox"/>  <b>B10H-X33X2A-03</b> <input type="checkbox"/></p> <p>Curva "L" interna.          Internal "L" connector.          Curve "L" interne.          Curva "L" interior.</p>	 <p><b>B10I-X33X2A-01</b> <input type="checkbox"/>  <b>B10I-X33X2A-02</b> <input checked="" type="checkbox"/>  <b>B10I-X33X2A-03</b> <input type="checkbox"/></p> <p>Curva "L" externa.          External "L" connector.          Curve "L" externe.          Curva "L" exterior.</p>
 <p><b>B10K-X33X2A-01</b> <input type="checkbox"/>  <b>B10K-X33X2A-02</b> <input checked="" type="checkbox"/>  <b>B10K-X33X2A-03</b> <input type="checkbox"/></p> <p>Unión en "T" derecha.          "T" connector (right).          Union "T" droit.          Junção "T" direito.</p>	 <p><b>B10L-X33X2A-01</b> <input type="checkbox"/>  <b>B10L-X33X2A-02</b> <input checked="" type="checkbox"/>  <b>B10L-X33X2A-03</b> <input type="checkbox"/></p> <p>Unión en "T" izquierda.          "T" connector (left).          Union "T" gauche.          Junção "T" esquerda esquerda.</p>
 <p><b>B10N-X33X2A-01</b> <input type="checkbox"/>  <b>B10N-X33X2A-02</b> <input checked="" type="checkbox"/>  <b>B10N-X33X2A-03</b> <input type="checkbox"/></p> <p>Unión flexible.          Flexible coupling.          Union flexible.          Junção flexível.</p>	 <p><b>A17E-322-01</b> <input type="checkbox"/>  <b>A17E-322-02</b> <input checked="" type="checkbox"/>  <b>A17E-322-03</b> <input type="checkbox"/></p> <p>Tapa cierre.          End cap.          Fermeture couvercle.          Topo encerramento.</p>
 <p><b>B100-X33X2A-01</b> <input type="checkbox"/>  <b>B100-X33X2A-02</b> <input checked="" type="checkbox"/></p> <p>Unión con contacto.          Connection with contact.          Union avec contact.          Junção com contato.</p>	 <p><b>A17C-322-01</b> <input type="checkbox"/>  <b>A17C-322-02</b> <input checked="" type="checkbox"/></p> <p>Unión sin contacto.          Connection without contact.          Union sans contact.          Junção sem contato.</p>
 <p><b>A17A-322-03</b> <input type="checkbox"/></p> <p>Junta railes.          Mains supply.          Assemblage de rails.          Junta de calhas trifásicas.</p>	 <p><b>B10P-X33X2A-01</b> <input type="checkbox"/>  <b>B10P-X33X2A-02</b> <input checked="" type="checkbox"/>  <b>B10P-X33X2A-03</b> <input type="checkbox"/></p> <p>Adaptador carril electromecánico 6A (10Kg)          Electro/mechanical adapter 6A (10Kg)          Adaptateur rail électromécanique 6A (10Kg)          Adaptador electromecánico 6A (10Kg)</p>
 <p><b>A17D-322-01</b> <input type="checkbox"/>  <b>A17D-322-02</b> <input checked="" type="checkbox"/></p> <p>Kit de suspensión 2 m.          Suspension with mains supply 2m.          Kit suspension 2m.          Kit suspensão 2m.</p>	 <p><b>A17B-322-01</b> <input type="checkbox"/></p> <p>Fijación a techo.          Ceiling connection.          Montage sur plafond.          Fixação ao tecto.</p>

## ALIMENTADORES / POWER SUPPLIES / ALIMENTATEURS / ALIMENTADORES

12V  
AC

	REF.	OUT				IN		SIZES	IP
		V	C	220-240V	110-127V	V	Freq.		
	B02A-X3317H-01	-	350 mA DC	0-17W	0-12W	110-240 V AC	50/60 Hz	120x40x20	20
	B02A-X3320I-01	-	500 mA DC	0-20W	0-12W	110-240 V AC	50/60 Hz	120x40x20	20
	B02G-X3306J-01	-	700 mA DC	6W	-	100-240 V AC	50/60 Hz	58x40x20	20
	B02A-X3317J-01	-	700 mA DC	0-17W	0-12W	110-240 V AC	50/60 Hz	120x40x20	20
	B02N-X3320M-01	-	1050 mA DC	20W	-	220-240 V AC	50/60 Hz	32x28x112	20
	B02J-X3350D-02	12 V AC	-	50W	-	220-240 V AC	50/60 Hz	80x78x60	65
	B02S-X3360E-32	12 V DC	-	60W	-	230 V AC	50/60 Hz	310x130x46	20
	B02B-X3360B-01	12 V AC	-	60W	-	220-240 V AC	50/60 Hz	22x36x103	20
	B02B-X33A2B-01	12 V AC	-	105W	-	230-240 V AC	50/60 Hz	33x37x128	20
	B02B-X33A4B-01	12 V AC	-	150W	-	230-240 V AC	50/60 Hz	33x37x185	20
	B02M-X33A5D-03	12 V AC	-	200W	-	230 V AC	50/60 Hz	108x104x99	20
	B02C-X33A7D-02	12 V AC	-	300W	-	230 V AC	50 Hz	120x140	66
	B02I-X33F9D-02	12 V AC	-	350W	-	220-240 V AC	50/60 Hz	175x155x110	65
	B02F-X33A8D-32	12 V AC	-	400W	-	230 V AC	50 Hz	220x110	20
	B02M-X33A9D-03	12 V AC	-	500W	-	230 V AC	50/60 Hz	120x132x108	20
	B02I-X33G1D-02	12 V AC	-	700W	-	220-240 V AC	50/60 Hz	175x175x110	65

## ALIMENTADORES / POWER SUPPLIES / ALIMENTATEURS / ALIMENTADORES

24V  
DC

	REF.	OUT				IN		SIZES	IP
		V	C	220-240V	110-127V	V	Freq.		
	B02A-X33X2F-01	24 V DC	-	10W	6W	110-240 V AC	50/60 Hz	120x40x20	20
	B02Q-X3312F-01	24 V DC	-	12W	12W	90-295 V AC	50/60 Hz	77x40x29	30
	B02Q-X3325F-01	24 V DC	-	25W	25W	90-295 V AC	50/60 Hz	84x57x29	30
	B02V-X3335F-00	24 V DC	-	35W	35W	220-240 V AC	50/60 Hz	220x40x21	20
	B02O-X3340F-39	24 V DC	-	40W	40W	90-305 V AC	50/60 Hz	171x61x37	65
	B02V-X3360F-00	24 V DC	-	60W	60W	220-240 V AC	50/60 Hz	250x40x21	20
	B02W-X3360F-00	24 V DC	-	60W	60W	220-240 V AC	50/60 Hz	206x51x36	20
	B02Y-X3360F-00	24 V DC	-	60W	60W	220-240 V AC	50/60 Hz	180x49x32	67
	B02O-X3380F-39	24 V DC	-	80W	80W	90-305 V AC	50/60 Hz	196x51x39	65
	B02V-X3396F-00	24 V DC	-	96W	96W	220-240 V AC	50/60 Hz	300x44x23	20
	B02R-X33A1F-01	24 V DC	-	100W	100W	90-295 V AC	50/60 Hz	190x52x37	30
	B02O-X33A1F-39	24 V DC	-	100W	100W	90-305 V AC	50/60 Hz	220x68x39	65
	B02Y-X33A1F-00	24 V DC	-	100W	100W	220-240 V AC	50/60 Hz	206x68,6x37	67
	B02V-X33A4F-00	24 V DC	-	150W	150W	220-240 V AC	50/60 Hz	270x63x40,5	20
	B02O-X33A4F-39	24 V DC	-	150W	150W	90-295 V AC	50/60 Hz	220x68x39	67
	B02Y-X33A4F-00	24 V DC	-	150W	150W	220-240 V AC	50/60 Hz	206x68,6x37	67



INFORMACIÓN  
INFORMATION  
INFORMATION  
INFORMAÇÃO

# materiales materials matériaux materiais

## PRODUCTOS DE POLIAMIDA

Una poliamida es un tipo de polímero que contiene enlaces de tipo amida. Las poliamidas se pueden encontrar en la naturaleza, como la lana o la seda, y también ser sintéticas, como el nylon o el Kevlar.

La poliamida, de uso cada vez más frecuente en la industria, agrupa materiales como el Policarbonato, Polivinilo o el Nylon. Todos ellos con unas características comunes: su difícil destrucción y su larga duración. Considerado uno de los materiales más adecuado en productos expuestos a temperaturas extremas, a la humedad, al salitre del mar, a los rayos UV y a los fertilizantes químicos.

La composición de los materiales poliamida, son garantía de una larga duración, tanto en zonas secas como húmedas. Su deterioro puede producirse por:

- Maltrato o fuerte impacto.
- Aproximación a espacios de alta temperatura.
- Contacto con productos químicos de mucha acidez.

## POLYAMIDE PRODUCTS

A polyamide is a polymer containing monomers of amides. They can occur both naturally, as in wool and silk, and artificially, examples being nylon and Kevlar.

Increasingly more widely used in industry, polyamides include materials such as polycarbonate, polyvinyl and nylon, all of which share common characteristics: their durability and difficult destruction. They are considered one of the most suitable materials for products exposed to extreme temperatures, dampness and humidity, salty and coastal environments, UV rays and chemical fertilizers.

The composition of polyamide materials is a guarantee of their durability in both dry and damp zones. Their deterioration may be produced by:

- Misuse or heavy impact
- Proximity to high temperatures
- Contact with highly acidic chemical product

## PRODUITS EN POLYAMIDE

Une polyamide est un type de polymère qui contient des liaisons d'amide. Les polyamides peuvent se trouver dans la nature, par exemple dans la laine ou la soie ou peuvent être synthétiques comme le nylon ou le Kevlar.

La polyamide qui a une utilisation de plus en plus fréquente dans l'industrie, regroupe des matériaux tels que le Polycarbonate, le Polyvinyle ou le Nylon. Ces derniers possèdent une caractéristique commune: sa difficile destruction et sa longue durée. Elle est considérée comme l'un des matériaux les plus appropriés pour les produits qui sont constamment exposés à des températures extrêmes, à l'humidité, au salpêtre de la mer, aux rayons UV et aux fertilisants chimiques.

Les matériaux composés en polyamide garantissent une longue durée tantôt en zones sèches comme en zones humides. Sa détérioration peut se produire à cause de:

- Un fort impact.
- Son approximation à des espaces d'hautes températures.
- Un contact avec des produits chimiques très acides.

## PRODUTOS DE POLIAMIDA

Uma poliamida é um tipo de polímero que contém ligações do tipo amida. As poliamidas podem ser encontradas na natureza, como na lã ou seda, e também ser sintéticas, como o nylon ou o Kevlar.

A poliamida, cada vez mais utilizada na indústria, agrupa materiais tais como o policarbonato, polivinilo ou o nylon. Todos eles têm características comuns: a sua difícil destruição e a sua longa duração. É considerado um dos materiais mais adequados para produtos expostos a temperaturas extremas, à humidade, ao salitre do mar, aos raios UV e aos fertilizantes químicos.

A composição dos materiais de poliamida é garantia de uma longa duração, tanto em zonas secas como húmidas. A sua deterioração pode ser causada por:

- Uso abusivo ou impactos fortes
- Proximidade de zonas com temperaturas elevadas.
- Contacto com produtos químicos de elevada acidez.

## PRODUCTOS DE ALUMINIO

El aluminio es un elemento químico, de símbolo Al y número atómico 13. Se trata de un metal no ferroso. Es el tercer elemento más común encontrado en la corteza terrestre. Los compuestos de aluminio forman el 8% de la corteza de la tierra y se encuentran presentes en la mayoría de las rocas, de la vegetación y de los animales. En estado natural se encuentra en muchos silicatos (feldspatos, plagioclasas y micas). Como metal se extrae del mineral conocido con el nombre de bauxita, por transformación primero en alumina mediante el proceso Bayer y a continuación en aluminio mediante electrólisis.

Nuestros artículos han sido protegidos con cromatización y acabados con pinturas de poliéster y su deterioro puede producirse por:

- Contacto continuado con aguas de alto porcentaje de sal o aguas ácidas contaminadas por abonos o insecticidas.
- La electrólisis producida por el contacto del aluminio con los tornillos de sujeción si son de acero (se aconsejan de acero inoxidable).
- La corriente vagante existente en el terreno, únicamente evitable con una correcta toma-tierra.
- La no protección rápida del aluminio en el caso de verse arrancada la pintura por roce o golpe.

## ALUMINIUM PRODUCTS

Aluminium is a chemical element, with symbol Al and atomic number 13. It is a non-ferrous metal, and the third most common element found in the earth's crust. Aluminium components account for 8% of the earth's crust, and are present in most rocks, vegetation and animals. In its natural state it is found in many silicates (feldspars, plagioclases and micas). As a metal it is extracted from the mineral known by the name bauxite, being transformed first into alumina through the Bayer process, and then into aluminium through electrolysis.

Our articles are protected by chromating and finished in polyester paints, but their deterioration may be produced by:

- Continuous contact with water that has a high percentage of salt or acidic water contaminated with fertilizers or insecticides.
- Electrolysis produced by contact of the aluminium with the fixing screws, if these are made of iron (stainless steel is recommended).
- Stray current in the ground, which can only be avoided by a proper earth-ground connection.
- Not protecting the aluminium quickly enough in the case of the paint being chipped or scratched.

## PRODUITS EN ALUMINIUM

L'aluminium est un élément chimique, son symbole est Al et son nombre atomique le 13. Il ne s'agit pas d'un métal ferreux. Il est le troisième élément le plus commun parmi le cortex terrestre. Les composés de l'aluminium forment le 8% de ce cortex et se trouvent présents dans la plupart des rochers, de la végétation ou des animaux. Dans son état naturel il se trouve dans de nombreux silicates (feldspath, plagioclase et micas). Avant d'être un métal, il est extrait de la minérale bauxite, ensuite transformé en alumine grâce au processus Bayer puis transformé en aluminium par électrolyse.

Nos produits ont été protégés par chromatisation et réalisés avec des peintures de polyester. Sa détérioration peut se produire à cause de:

- Un contact continu avec des eaux en haut pourcentage de sel ou des eaux acides contaminées par des produits chimiques.
- L'électrolyse produite par le contact de l'aluminium avec les vis d'épingleage si ceux-ci sont de acier (on conseille d'utiliser ceux en acier)
- Le courant qui vague dans de le terrain et qui ne peut être évité que par une bonne prise de terre.
- La non-protection rapide de l'aluminium dans le cas où la peinture se verrait arrachée à cause des coups ou du frottement.

## PRODUTOS DE ALUMÍNIO

O alumínio é um elemento químico, com símbolo Al e número atómico 13. É um metal não ferroso. É o terceiro elemento mais comum encontrado na crosta terrestre. Os compostos de alumínio formam 8% da crosta terrestre, estando presentes na maioria das rochas, vegetação e animais. No estado natural pode ser encontrado em inúmeros silicatos (feldspatos, plagioclasas e micas). Como metal é extraído do mineral conhecido pelo nome de bauxite em duas fases, primeiro é feita a obtenção da alumina pelo processo Bayer e, posteriormente, a eletrólise do óxido para obter o alumínio.

Os nossos artigos foram protegidos com cromagem e acabamentos com pinturas de poliéster, podendo a sua deterioração ser causada por:

- Contacto continuado com águas com percentagem de sal elevada ou águas ácidas contaminadas por adubos ou inseticidas.
- A eletrólise produzida pelo contacto do alumínio com os parafusos de fixação se forem de aço (aconselha-se aço inoxidável).
- A corrente parasita existente no terreno, somente evitável através de uma correta ligação à terra.
- A não proteção rápida do alumínio, no caso de a tinta ser esfolada por raspamento ou impacto.



## PRODUCTOS DE RESINA

Las luminarias fabricadas con resina destacan por estas cualidades:

- Protegidas contra la corrosión química en un amplio rango de ácidos, bases, cloruros, sales y solventes orgánicos.
- Protegidas contra el impacto en la pintura de los rayos UV.
- Excelente comportamiento en aislamiento térmico y eléctrico (doble aislamiento).
- Sobresaliente resistencia al impacto y a la fatiga.
- Fabricadas con materiales ignífugos.
- Ligeras y fáciles de transportar.
- Mantenimiento mínimo.



Luminaria o poste de resina que precisa de mantenimiento periódico con aceite sintético para recuperar el brillo.

## PRODUITS EN RESINE

Principaux avantages des luminaires en resine:

- Protection contre la corrosion chimique face à un large éventail de produits acides, bases, chlorures, sels et solvants organiques.
- Protection contre les effets des rayons UV sur la peinture.
- Excellent résultat en matière d'isolation thermique et électrique (double isolation).
- Excellente résistance aux chocs et durabilité exceptionnelle.
- Fabriquées avec des matériaux ignifuges.
- Légères et faciles à transporter.
- Faible entretien nécessaire.



Luminaire ou mât à résine qui peut nécessiter d'un entretien à l'huile synthétique pour récupérer son aspect d'origine.

## RESIN PRODUCTS

Lighting equipment manufactured with resin stands out for the following qualities:

- Protected against chemical corrosion from a wide range of acids, alkalis, chlorides, salts and organic solvents.
- Protected against the impact of UV rays on the paint.
- Excellent behaviour in thermal and electrical insulation (double insulation).
- Outstanding resistance to impact and fatigue.
- Made from flame-retardant materials.
- Light and easy to transport.
- Minimum maintenance.



Resin luminaries or posts that require a periodic maintenance with synthetic oil to restore the brightness.

## PRODUCTOS DE RESINA

As luminárias fabricadas com resina destacam-se pelas seguintes qualidades:

- Proteção contra a corrosão química provocada por um vasto leque de ácidos, bases, cloretos, sais e solventes orgânicos.
- Proteção contra os efeitos dos raios UV na pintura.
- Excelente comportamento em termos de isolamento térmico e elétrico (duplo isolamento).
- Excelente resistência ao impacto e à fadiga.
- Fabricadas com materiais ignífugos.
- Leves e fáceis de transportar.
- Manutenção mínima.



Luminária ou poste de resina que precisa de manutenção periódica com óleo sintético para recuperar o brilho

## COMPOSICIÓN DE NUESTRAS COLUMNAS DE RESINA

### COMPOSITION OF OUR RESIN POSTS

### COMPOSITION DE NOS MÂTS EN RESINE

### COMPOSIÇÃO DAS NOSSAS COLUNAS DE RESINA

**RESINA EXTERIOR**  
Poste de una sola pieza fabricado a prueba de golpes; protegido contra el impacto de los rayos UV; ignífugo y sin agentes químicos corrosivos.

**EXTERIOR RESIN**  
Impact-resistant one-piece post; protected against the impact of UV rays; flame retardant and with no corrosive chemical agents.

**RESINE EXTÉRIEUR**  
Mât formé d'une seule pièce antichoc, protégé contre les effets des rayons UV, ignifugé et sans agents chimiques corrosifs.

**RESINA EXTERIOR**  
Poste de peça única fabricado à prova de choques; protegido contra o efeito dos raios UV; ignífugo e sem agentes químicos corrosivos.

**RELLENO DE POLIURETANO EXPANDIDO**  
EXPANDED POLYURETHANE FILLING  
REPLI DE POLYURÉTHANE EXPANSÉ  
ENCHIMENTO DE POLIURETANO EXPANDIDO

**ESTRUCTURA DE ACERO GALVANIZADO**  
Mediante inmersión en bañera de zinc.  
**STEEL STRUCTURE GALVANISED**  
By means of zinc bath immersion.  
**STRUCTURE EN ACIER GALVANISÉE**  
Par immersion dans un bain de zinc.  
**ESTRUTURA DE AÇO GALVANIZADO**  
Mediante imersão em banho de zinco.

DISPONIBILIDAD DE MATERIALES DE PIEDRA NATURAL Y ACABADOS PIGMENTADOS  
 AVAILABILITY OF NATURAL STONE MATERIALS AND PIGMENTED FINISHES

DISPONIBILITÉ DES MATÉRIEAUX EN PIERRE NATURELLE ET DES FINITIONS PIGMENTÉES  
 DISPONIBILIDADE DE MATERIAIS DE PEDRA NATURAL E ACABAMENTOS PIGMENTADOS




Travertino chiaro



Mármol Carrara



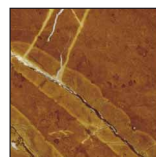
Grey stone




Serena



Lavica



Rosso King



Ardesia



Crema



Leccese



Leccese pigmentata  
 rosso mattone



Leccese pigmentata  
 antracite



Leccese pigmentata  
 marrone

	MATERIALES DE PIEDRA STONE MATERIALS MATÉRIEAUX EN PIERRE MATERIAIS DE PEDRA										PIGMENTADOS PIGMENTED PIGMENTADA PIGMENTED				
	Travertino chiaro	Mármol Carrara	Ardesia	Serena	Lavica	Rosso king	Grey Stone	Leccese	Crema	Leccese pigmentata antracite	Leccese pigmentata marrone	Leccese pigmentata rosso mattone			
Antibes								●		●	●	●			
Aristide	●				●										
Cío								●		●	●	●			
Elis			●	●	●		●		●						
Emma								●		●	●	●			
Himera			●	●	●		●		●						
Itome								●		●	●	●			
Mesina				●	●	●	●	●	●						
Pep								●		●	●	●			
Pliato	●														
Push								●		●	●	●			
Quios								●		●	●	●			
Teja								●	●	●	●	●			
Tirea								●		●	●	●			
Velia		●													



## PRODUCTOS DE PIEDRA NATURAL

La piedra lávica, piedra leccese o piedra ardesia, son algunos de los materiales que predominan en este tipo de luminarias. En el caso específico de la piedra arenisca leccese tiene una antigüedad de 15 millones de años, y se pueden encontrar restos de fósiles destacando así un aspecto natural y sin retoques, haciendo cada pieza única. La piedra natural no precisa de un mantenimiento especial y se integra muy bien tanto en ambientes rústicos como de alto diseño.

**TRAVERTINO CHIARO:** Roca sedimentaria, utilizada ampliamente como piedra ornamental en construcción, tanto de exterior como interior. De aspecto suave y agradable.

**MÁRMOL DE CARRARA:** Extraído de las canteras de Carrara (Toscana), es uno de los mármoles más apreciados por su blancura, casi sin vetas y grano fino de aspecto harinoso.

**ARDESIA:** Roca metamórfica sedimentaria, cuyo material permite obtener diferentes acabados. Su exposición en exterior durante un largo periodo de tiempo, puede provocar que la piedra pueda perder su acabado brillante. Para su restauración se debe utilizar cera para madera.

**SERENA:** Roca sedimentaria muy resistente, color gris, de grano fino y acabado compacto.

**LAVICA:** Roca volcánica de gran dureza y color grisáceo oscuro, procedente del volcán Etna (Sicilia, Italia).

**ROSSO KING:** Roca sedimentaria de mármol muy resistente y color rojo.

**GREY STONE:** Roca sedimentaria de mármol muy resistente y color grisáceo.

**LECCESE:** Roca marina calcárea, de grano fino, resistente y color crema claro. Para su mantenimiento y limpieza, sólo hace falta limpiarlo con un paño húmedo y jabón neutro.

**PIGMENTACIÓN PIEDRA NATURAL LECCESE:** La piedra natural Leccese ofrece la posibilidad de ser pigmentada en diferentes tonalidades:

- Leccese pigmentata antracite: tonalidad antracite.
- Leccese pigmentata marrone: tonalidad marrón.
- Leccese pigmentata rosso mattone: tonalidad roja.

La pigmentación de la piedra Leccese permite obtener diferentes efectos cromáticos, y se realiza de manera totalmente manual, utilizando sólo pigmentos naturales.

**CREMA:** Roca sedimentaria calcárea, de grano grueso y color crema.

**GRC:** No es una piedra natural, es un material compuesto de cemento reforzado con fibra de vidrio y enriquecido con fibras minerales y pigmentos naturales. Material muy resistente a la erosión, corrosión y agua.

**COTTO ROSSO:** Se obtiene de forma totalmente artesanal, secando la arcilla en hornos a elevadas temperaturas, lo que le confiere un acabado muy particular, haciendo cada pieza única y diferente.

El color en las fotografías de producto, es orientativo debido a las variaciones de las tonalidades que ocasiona el proceso de impresión.

## NATURAL STONE PRODUCTS

Lavic stone, Leccese stone and Ardesia stone are just some of the materials that predominate in this type of lighting. Specifically, Leccese sandstone is more than 15 million years old and can contain fossil remains which highlight its raw, natural look, making each piece unique. Natural stone does not require special maintenance and fits in well with both rustic and high-design environments.

Note: Two slabs of the same type of stone may present differences in colour shades.

**TRAVERTINO CHIARO:** Sedimentary rock, widely used in construction, both interior and exterior. Has a soft, pleasant appearance.

**MÁRMOL DE CARRARA:** Extracted from the quarries of Carrara (Tuscany), the whiteness of this almost veinless marble, with its fine grain and powdery appearance, makes it one of the most popular in the world.

**ARDESIA:** Metamorphic sedimentary rock which lends itself to various different finishes. Exposure to the elements over a long period of time in exterior environments may cause the stone to lose its shine, but this can be restored using wax polish for wood.

**SERENA:** Highly resistant sedimentary rock, in grey with fine grain and a compact finish.

**LAVICA:** Extremely hard, dark-greyish volcanic rock, from the Mount Etna volcano (Sicily, Italy).

**ROSSO KING:** Marble sedimentary rock which is highly resistant and reddish-brown in colour.

**GREY STONE:** Marble sedimentary rock which is highly resistant and grey in colour.

**LECCESE:** Fine-grain, resistant, marine calcareous rock, with a light cream colour. The maintenance and cleaning of this stone simply requires a wipe with neutral soap and a damp cloth.

**PIGMENTACIÓN PIEDRA NATURAL LECCESE:** Leccese natural stone offers the possibility of being dyed in different colours:

- Leccese pigmentata antracite: anthracite
- Leccese pigmentata marrone: brown
- Leccese pigmentata rosso mattone: reddish

Different chromatic effects can be obtained through the colouring of Leccese stone, which is an entirely manual process using only natural pigments.

**CREMA:** Cream-coloured, thick grain calcareous sedimentary rock.

**GRC:** This is not a natural stone but rather a material made of cement reinforced with glass-fibre then enriched with mineral fibres and natural pigments. It is highly resistant to erosion, corrosion and water.

**COTTO ROSSO:** This stone is obtained entirely manually, baking the clay in high-temperature kilns and producing a very special finish, with each piece being unique and different.

Colours in the product photographs are entirely orientative, as variations in shades may be produced in the printing process.

## PRODUITS EN PIERRE NATURELLE

La pierre de lave, pierre leccese ou pierre ardesia, sont quelques-uns des matériaux qui prédominent dans ce type de luminaires. Dans le cas concret de la pierre leccese, elle a une antiquité de 15 millions d'années, et on peut en trouver des restes fossiles, mettant ainsi en évidence son aspect naturel et sans retouche, fait qui rend chaque pièce unique. La pierre naturelle n'a besoin d'aucun entretien particulier et s'intègre aussi bien à la fois dans les milieux rustiques comme dans le high design.

**TRAVERTINO CHIARO:** roche sédimentaire, largement utilisée comme pierre ornementale dans la construction, à la fois à l'extérieur et à l'intérieur. D'apparence douce et agréable.

**MARBRE DE CARRARE:** Extraît des carrières de Carrare (Toscane), est l'un des marbres les plus précieux pour sa blancheur, presque sans stries et de grain fin, à l'apparence farineuse.

**ARDESIA:** Roche métamorphique sédimentaire, dont le matériau permet d'avoir des finitions différentes. Son exposition à l'extérieur pendant très longtemps, peut provoquer que la pierre perde sa finition brillante. Pour sa restauration on doit utiliser de la cire de bois.

**SERENA:** Roche sédimentaire très résistante, en couleur grise, de grain fin et finition compacte.

**LAVICA:** Roche volcanique très dure et d'une couleur gris foncé, provenant du volcan Etna (Sicile, Italie).

**ROSSO KING:** Roche sédimentaire en marbre très dur et d'une couleur rougeâtre.

**GREY STONE:** Roche sédimentaire en marbre très dur et d'une couleur gris.

**LECCESE:** Roche marine calcaire, de grain fin, résistante, et en couleur crème clair. Pour son entretien et nettoyage il suffit de la nettoyer avec un chiffon humide et un savon neutre.

**PIGMENTATION DE LA PIERRE NATURELLE LECCESE:** La pierre naturelle Leccese offre la possibilité d'être pigmentée dans différentes tonalités:

- Leccese pigmentata antracite: tonalité anthracite.
- Leccese pigmentata marrone: tonalité marron.
- Leccese pigmentata rosso mattone: tonalité rougeâtre.

La pigmentation de pierre Leccese permet d'obtenir plusieurs effets chromatiques, en se réalisant de forme entièrement manuelle, en utilisant uniquement des pigments naturels.

**CRÈME:** Roche sédimentaire calcaire, de grain gros et couleur crèmeuse.

**GRC:** ce n'est pas une pierre naturelle, mais, par contre, un matériau composé avec du ciment renforcé en fibre de verre, et enrichi avec des fibres minérales et des pigments naturels. Il s'agit d'un matériau très résistant à l'érosion, à la corrosion et à l'eau.

**COTTO ROSSO:** Entièrement fait à la main. On sèche l'argile dans des fours à des températures élevées, en donnant une finition très spéciale, ce qui fait de chaque pièce unique et différente.

La couleur dans les images du produit est uniquement indicative à cause des variations des tonalités dues au processus d'impression.

## PRODUTOS DE PEDRA NATURAL

A pedra vulcânica, pedra leccese ou pedra ardésia, são alguns dos materiais predominantes neste tipo de luminárias. No caso específico da pedra arenisca leccese, esta tem uma antiguidade de 15 milhões de anos, podendo encontrar-se na sua constituição restos de fósseis, o que destaca o aspeto natural sem retoques, sendo cada peça única. A pedra natural não precisa de manutenção especial e integra-se muito bem tanto em ambientes rústicos como de alto design. Nota: O mesmo tipo de pedra pode ter diferença de tonalidade.

**TRAVERTINO CHIARO:** Rocha sedimentar, amplamente utilizada como pedra ornamental em construção, tanto no exterior como no interior. De aspeto suave e agradável.

**MÁRMOL DE CARRARA:** Extraído das pedreiras de Carrara (Toscana), é um dos mármoles mais apreciados pela sua branquura, quase sem veias e grão fino de aspeto farinhento.

**ARDESIA:** Rocha metamórfica sedimentar cujo material permite obter diferentes acabamentos. A sua exposição no exterior durante longos períodos de tempo pode provocar a perda do acabamento brilhante. Para restauração deve utilizar-se uma cera para madeira.

**SERENA:** Rocha sedimentar muito resistente, de cor cinzenta, grão fino e acabamento compacto.

**LAVICA:** Rocha vulcânica de grande dureza e de cor acinzentada escura, proveniente do vulcão Etna (Sicília, Itália).

**ROSSO KING:** Rocha sedimentar de mármore muito resistente e de cor avermelhada.

**GREY STONE:** Rocha sedimentar de mármore muito resistente e de cor acinzentada.

**LECCESE:** Rocha calcária marinha, de grão fino, resistente e cor crema claro. Para manutenção e limpeza, só é preciso limpá-la com um pano húmido e sabão neutro.

**PIGMENTACIÓN PIEDRA NATURAL LECCESE:** A pedra natural Leccese permite a sua pigmentação em diferentes tonalidades:

- Leccese pigmentata antracite: tonalidade antracite
- Leccese pigmentata marrone: tonalidade castanha
- Leccese pigmentata rosso mattone: tonalidade avermelhada

A pigmentação da pedra Leccese permite obter diferentes efeitos cromáticos, sendo feita de forma totalmente manual, com recurso apenas a pigmentos naturais.

**CREMA:** Rocha sedimentar calcária, de grão grosso e cor creme.

**GRC:** Não é uma pedra natural, é um material composto de cimento reforçado a fibra de vidro e enriquecido com fibras minerais e pigmentos naturais. É um material muito resistente à erosão, corrosão e água.

**COTTO ROSSO:** É obtido de forma totalmente artesanal, secando a argila em fornos a elevadas temperaturas. Isto confere-lhe um acabamento muito particular e torna cada peça única e diferente.

A cor do produto nas fotografias é meramente indicativa devido às variações das tonalidades provocadas pelo processo de impressão.



**PRODUCTOS DE ACERO INOXIDABLE**

El acero inoxidable es un tipo de acero resistente a la corrosión, dado que el cromo que contiene posee gran afinidad por el oxígeno y reacciona con él formando una capa pasivadora de aproximadamente un átomo de grosor, evitando así la corrosión del hierro. Sin embargo, esta capa puede ser afectada por algunos ácidos, dando lugar a que el hierro sea atacado y oxidado por mecanismos intergranulares o picaduras generalizadas.

El acero inoxidable que nosotros normalmente usamos para nuestros productos es el tipo AISI 304, AISI 316 y AISI 316L con un acabado satinado o brillante. Este tipo de acabado garantiza una actuación excelente por lo que se refiere a la durabilidad, fuerza, además de su fácil limpieza.

Sobre el acero inoxidable pueden aparecer pequeñas manchas como resultado del contacto con la atmósfera marina, ambientes húmedos así como la cal proveniente de los riegos. Este tipo de contaminación sobre el acero inoxidable se eliminará con la aplicación de productos limpiadores que contengan ácido fosfórico.

Es necesario tomar en consideración otro gran factor a favor del acero inoxidable comparado con otros materiales como el aluminio, el hierro o el plástico, y es que tiene una mayor resistencia a los golpes y al calor, lo que lo convierte en el material más resistente a los actos vandálicos.

**STAINLESS STEEL PRODUCTS**

Stainless steel is corrosion resistant because the chromium it contains has great affinity for oxygen, reacting with it to form a passivating layer approximately one atom thick and thus preventing corrosion of the iron. However, this layer can be affected by some acids, giving rise to the iron being attacked and oxidised by intergranular mechanisms or generalised pitting.

The stainless steel that we normally use in our products is type AISI 304, AISI 316 or AISI 316L, with a satin or mirror finish which ensures excellent performance in terms of durability and strength, as well as being easy to clean.

Small stains may appear on stainless steel caused by contact with the marine or coastal atmosphere or damp or humid environments, as well as by limescale deposited during garden watering. This type of contamination on stainless steel can be eliminated using cleaning products that contain phosphoric acid.

Another important factor that should be taken into account in favour of stainless steel when compared with other materials such as aluminium, iron or plastic is its greater resistance to impact and heat, which makes it ideal in terms of protection against vandalism.

**PRODUITS EN ACIER INOXYDABLE**

L'acier inoxydable est un type d'acier résistant à la corrosion. Le chrome qu'il contient possède une forte affinité avec l'oxygène, et réagissent ensemble, ils forment une couche de passivation d'environ un atome d'épaisseur, qui empêche la corrosion du fer. Cependant, cette couche peut être affectée par certains acides, ce qui provoque que le fer soit attaqué et oxydé par des mécanismes intergranulaires ou des piqûres répandues.

L'acier inoxydable que l'on utilise normalement pour nos produits est le AISI 304, AISI 316 et AISI 316L avec finition satinée ou brillante. Ce genre de finition garantit une action excellente lorsqu'on pense à sa durabilité et sa force, en plus d'être nettoyyage facile.

Sur acier inoxydable peuvent apparaître des petites tâches comme conséquence à la suite de contact avec l'atmosphère marine, des milieux humides, ou à cause du calcaire ressortissant des arrosages. Ce genre de contamination de l'acier inoxydable peut être éliminée avec l'application de produits nettoyants contenant de l'acide phosphorique.

Il est nécessaire de prendre en considération les avantages de l'acier par rapport à d'autres matériaux comme l'aluminium, le fer ou le plastique : celui-ci a une majeure résistance aux coups et à la chaleur. Il se présente alors comme le matériel le plus résistant aux actes de vandalisme.

**PRODUTOS DE AÇO INOXIDÁVEL**

O aço inoxidável é um tipo de aço resistente à corrosão, pois o cromo que contém tem uma grande afinidade com o oxigénio, reagindo com ele e formando uma camada de passivação com aproximadamente um átomo de espessura, que evita a corrosão do ferro. No entanto, esta camada pode ser afetada por alguns ácidos, fazendo com que o ferro seja atacado e sofra corrosão intergranular ou por picaduras generalizadas.

O aço inoxidável que utilizamos normalmente nos nossos produtos é o do tipo AISI 304, AISI 316 e AISI 316L com um acabamento acetinado ou brilhante. Este tipo de acabamento garante um desempenho excelente em termos de durabilidade, força, além de permitir uma fácil limpeza.

No aço inoxidável podem aparecer pequenas manchas resultantes do contacto com a atmosfera marinha, ambientes húmidos, bem como manchas de calcário decorrentes da rega. Este tipo de contaminação superficial do aço inoxidável é eliminado através da aplicação de produtos de limpeza com ácido fosfórico.

É necessário tomar em consideração outra grande vantagem do aço inoxidável relativamente aos outros materiais como o alumínio, o ferro ou o plástico, nomeadamente a sua maior resistência aos choques e ao calor, o que o torna o material mais resistente aos atos de vandalismo.

Líquido para desengrasar, pulir y proteger los artículos de acero inoxidable.

Liquid to degrease, polish and protect stainless steel products.

Liquide à dégraisser, polir et protéger les produits en acier inoxydable.

Líquido para desengordurar, polir e proteger os artigos de aço inoxidável.



**acabados especiales special finishes finitions spéciales acabamentos especiais**

Todos nuestros modelos con acabados en color negro, pueden suministrarse patinados a mano. La uniformidad de esta técnica es aleatoria debido al proceso artesanal y tienen un recargo del 18% y un plazo de entrega máximo de 6 días hábiles posteriores a la entrega standard.

All of our models in black aluminium, polyamide, nylon or glass can be supplyd in hand-polished finishes (special finishes). The uniformity of this technique is random due to the manual processes involved. A surcharge of 18% is applicable to these special finishes, and their delivery term is 6 days.


Tous nos modèles d'aluminium, polyamide, nylon et verre en couleur noire, peuvent être fournis avec des finitions patinées à la main (finitions spéciales). L'uniformité de cette technique est aléatoire à cause du processus artisan. Ces finitions spéciales ont un supplément de 18% et un délai de livraison de 6 jours.

Todos os nossos modelos de alumínio, poliamida, nylon ou vidro de cor preta podem ser fornecidos em acabamentos patinados à mão (acabamentos especiais). A uniformidade desta técnica é aleatória devido ao processo artesanal. Estes acabamentos especiais estão sujeitos a uma sobretaxa de 18% e têm um prazo de entrega de 6 dias.




Negro-plata patinado  
Black-silver  
Noir-argent  
Preto-prata

\*



Negro-marrón patinado  
Black-brown  
Noir-brune  
Preto-marron



Negro-verde patinado  
Black-green  
Noir-verd  
Preto-verde

- \* Acabado no garantizado por dos años, ya que se pueden deteriorar con el contacto del agua y la radiación solar.
- \* These finishes are not guaranteed for two years as they can deteriorate on contact with water and solar radiation.
- \* Cette finition n'est pas garantie dans les deux ans, parce qu'elle peut se détériorer en contact avec l'eau et / ou le rayonnement solaire.
- \* Os acabamentos não usufruem da garantia de dois anos, pois podem sofrer deterioração em contacto com a água e a radiação solar.

## acabados finishes finitions acabamentos

Los artículos de este catálogo se suministran según el modelo, con diferentes acabados. Estos vienen representados por las dos últimas cifras del código y un recuadro de color. El color en las fotografías de producto, es orientativo debido a las variaciones de las tonalidades que ocasiona el proceso de impresión.

The articles in this catalogue are supplied according to the model, with different finishes. These are represented by icons. Colours in the product photographs are purely orientative as variations in shades may be produced in the printing process.

Les produits de ce catalogue sont fournis d'après le modèle, avec des finitions différentes. Ceux-ci sont représentés par des icônes différentes. La couleur dans les images du produit est seulement indicative à cause des variations des teintes dues par le processus d'impression.

Os artigos deste catálogo são fornecidos segundo o modelo, com diferentes acabamentos. Estes são representados por diferentes ícones. A cor do produto nas fotografias é meramente indicativa devido às variações das tonalidades provocadas pelo processo de impressão.

01	Blanco / White / Blanc / Branco	32	Cromo / Chrome / Chrom / Cromo	52	Madera Cerezo / Cherry Wood Bois de cerisier / Madeira Cerejeira
02	Negro / Black / Noir / Preto	33	Latón envejecido / Antique brass Laiton vieilli / Latão antigo	60	Piedra Leccese / Leccese stone Pierre Leccese / Pedra Leccese
03	Gris / Grey / Gris / Cinzento	34	Latón / Brass / Laiton / Latão	61	Piedra Leccese Antracita Leccese anthracite stone Pierre Leccese Anthracite Pedra Leccese
04	Antracita / Anthracite Anthracite / Antracite	35	Níquel satinado / Satin nickel Nickel satiné / Níquel acetinado	62	Piedra Leccese marrón / Leccese brown stone Pierre Leccese brun / Pedra Leccese brown
05	Verde / Green / Verd / Verde	36	Latón cromo / Chrome brass Laiton chrom / Latão cromo	63	Piedra Leccese rosso mattone Leccese rosso mattone stone Pierre Leccese rosso mattone Pedra Leccese rosso mattone
07	Rojo / Red / Rouge / Vermelho	37	Cobre / Copper / Cuivre / Cobre	64	Piedra Crema / Cream stone Pierre Crème / Pedra Crema
09	Beige / Beige / Beige / Bege	38	Acero cincado / Zinc-plated steel Acier zingué / Aço zincado	65	Piedra Ardesia / Ardesia stone Pierre Ardesia / Pedra Ardesia
10	Gris envejecido / Antique grey Gris vieilli / Cinzento velho	39	Aluminio anodizado / Anodized aluminum Aluminium anodisé / Aluminio anodizado	71	Piedra Lavica / Lavica stone Pierre Lavica / Pedra Lavica
11	Marfil / Ivory / Ivoire / marfim	40	Aluminio cepillado / Brushed aluminum Aluminium brossé / Aluminio cepillado	74	Marmol Travertino / Travertino marble Marbre Travertino / Marmore Travertino
12	Marrón oscuro / Dark brown Marron foncé / Marrom escuro	41	Acero Galvanizado / Galvanized steel Acier galvanisé / Aço galvanizado	75	Marmol de Carrara / Carrara marble Marbre de Carrara / Marmore da Carrara
28	Matizado / Frosted / Teinté / Fosco	42	Burdeos cepillado / Brushed Burgundy Bordeaux brossé / Bordeaux cepillado	90	Marrón óxido / Oxide brown Roville / Marrom óxido
29	Transparente / Transparent Transparent / Transparente	43	Inox cepillado / Brushed stainless steel Inox brossé / Inox cepillado	91	Marrón cobrizo / Copper brown Brune cuivre / Marrom cobre
30	Inox / Stainless steel Acier inoxydable / Aço inox	50	Madera Roble / Oak Wood Bois chêne / Madeira Carvalho	92	Cristal / Glass / Verre / Vidro
31	Inox pulido / Brushed stainless steel Inox poli / Inox polido	51	Madera Haya / Beech Wood Bois hêtre / Madeira faia		

# materiales materials materiaux materiais



Cuerpo / Body / Corps / Corpo



Marco / Frame / Marc / Aro



Difusor / Diffusor / Diffuseur / Difusor



Aspa / Blade / Lame / Pala

ACER	Acero	Steel	Acier	Aço
ALU	Aluminio	Aluminium	Aluminium	Aluminio
ALU ANOD	Aluminio anodizado	Anodized aluminum	Aluminium anodisé	Aluminio anodizado
ALU CEPILL	Aluminio cepillado	Brushed aluminum	Aluminium brossé	Aluminio cepillado
ANTIQ BRASS	Latón envejecido	Antique brass	Laiton vieilli	Latão antigo
BRASS	Latón	Brass	Laiton	Latão
CHROM BRASS	Latón cromado	Chrome brass	Laiton chrom	Latão cromo
COTTON	Algodón	Cotton	Coton	Algodão
Cu	Cobre	Copper	Cuivre	Cobre
GLASS	Cristal	Glass	Verre	Vidro
GLASS AMBER	Cristal ambar	Amber glass	Verre ambre	Vidro âmbar
GLASS MAT	Cristal matizado	Frosted glass	Verre teinté	Vidro fosco
GLASS OPAL	Cristal opalizado	Opal glass	Verre opale	Vidro opalino
GLASS PRISM	Cristal prismático	Prismatic glass	Verre prismatique	Vidro prismático
GLASS TRANS	Cristal transparente	Transparent glass	Verre transparent	Vidro transparente
INOX	Acero inoxidable	Stainless steel	Acier inoxydable	Aço inoxidável
NICKEL SAT	Niquel satinado	Satin nickel	Nickel satiné	Niquel acetinado
NYLON	Nylon	Nylon	Nylon	Nylon
PA	Poliamida	Polyamide	Polyamide	Poliamida
PC	Policarbonato	Polycarbonate	Polycarbonate	Policarbonato
PC MAT	Policarbonato matizado	Frosted polycarbonate	Polycarbonate teinté	Policarbonato fosco
PC OPAL	Policarbonato opalizado	Opal polycarbonate	Polycarbonate opale	Policarbonato opalino
PC PRISM	Policarbonato prismático	Prismatic polycarbonate	Polycarbonate prismatique	Policarbonato prismático
PC TRANS	Policarbonato transparente	Transparent polycarbonate	Polycarbonate transparent	Policarbonato transparente
PE	Polietileno	Polyethylene	Polyéthylène	Polietileno
PMMA	Metacrilato	Methacrylate	Méthacrylate	Metacrilato
PMMA MAT	Metacrilato matizado	Frosted methacrylate	Méthacrylate teinté	Metacrilato fosco
PMMA OPAL	Metacrilato opalizado	Opal methacrylate	Méthacrylate opale	Metacrilato opalino
PMMA PRISM	Metacrilato prismático	Prismatic methacrylate	Méthacrylate prismatique	Metacrilato prismático
PMMA TRANS	Metacrilato transparente	Transparent methacrylate	Méthacrylate transparent	Metacrilato transparente
PPH	Polipropileno homopolimero	Polypropylene homopolymer	Polypropylène homopolymère	Homopolimero de polipropileno
RESIN	Resina	Resin	Resine	Resina
STONE	Piedra	Stone	Pierre	Pedra
TECNO POLIM	Tecnopolimero	Technopolymer	Technopolymère	Tecnopolimero
TERMO PLASTIC	Termoplástico	Thermoplastic	Thermoplastique	Termoplástico
WOOD	Madera	Wood	Bois	Madeira






























pictografía symbology symbologie pictografia

	Luminaria para superficie en pared.	Surface mounted wall luminaire.	Luminaire pour la surface du mur.	Luminária para parede, saliente.
	Luminaria para superficie en techo.	Surface mounted ceiling luminaire.	Luminaire pour la surface du plafond.	Luminária para teto, saliente.
	Luminaria para empotrar en pared.	Recessed wall luminaire.	Luminaire pour encastrer sur le mur.	Luminária para parede, encastrável.
	Luminaria para empotrar en techo.	Recessed ceiling luminaire.	Luminaire pour encastrer sur le plafond.	Luminária para teto, encastrável.
	Luminaria para empotrar en suelo.	Recessed floor luminaire.	Luminaire encastré par sol.	Luminária para pavimento, encastrável.
	Luminaria de baliza o sobremuro.	Bollard or wall-top luminaire.	Borne ou sur mur.	Luminária elemento balizador o de muro.
	Proyector de pared.	Spotlight-type surface for wall.	Projecteur pour la surface du mur.	Projektor para parede.
	Proyector de suelo.	Spotlight-type surface for floor.	Projecteur du sol.	Projektor para pavimento.
	Luminaria con piqueta.	Luminaire with spike.	Luminaire avec piquet.	Luminária com piquet.
	Luminaria con alimentación solar.	Solar powered luminaire.	Solaire luminaria alimenté.	Luminária com alimentação solar.
	Luminaria identificadas como clásico-residencial.	Luminaire classified as classical-residential.	Luminaire identifiée comme résidentiel-classique.	Luminária do tipo clássico-residencial.
	Luminaria de suspensión.	Pendant luminaire.	Luminaire de suspension.	Luminária de Suspensão.
	Luminaria vial tipo poste o columna.	Streetlighting post or column luminaire.	Luminaire à ampoule type poteau ou colonne.	Luminária pública do tipo com poste ou coluna.
	Luminaria sumergible.	Underwater lights.	Eclairage subaquatique.	Submersíveis.
	Iluminación decorativa.	Decorative Lighting.	Éclairage décorative.	Iluminação Decorativa.
	Luminaria de pie.	Floor lamps.	Eclairage de sol.	Luminária chão.
	Luminaria de sobremesa.	Table lamps.	Luminaire de bureau.	Luminária de escritórios.
	Ventiladores.	Ceiling fans.	Ventilateurs.	Fãs.
	Gama de productos complementarios a nuestros catálogos (lámparas, tiras led, alimentadores, conectores...)	Complementary range of products on catalogs (lamps, led strips, transformers, connectors,..)	Gamme de produits en complément sur nos catalogues (lampes, rubans Led, alimentations, connecteurs...)	Gama de produtos complementares aos nossos catálogos (lâmpadas, fitas led, alimentadores, conectores...)
	Luminaria con tecnología LED.	Luminaire with LED technology.	Luminaire à technologie LED.	Luminária com tecnologia LED.
	Novedad .	New.	Nouveauté.	Novidade.
	Ampliación de gama .	Product range enlargement.	Élargissement de gamme .	Extensão de gamma.
	Producto en final de existencia.	Only available while stocks last.	Disponible jusqu'à épuisement de stock.	Produto em fim de existência.


pictografía symbology symbologie pictografia

	<p>Clase I; Luminaria provista de dispositivos de toma-tierra.</p>	<p>Class I; luminaire fitted with earth-ground devices.</p>	<p>Classe I; Luminaire fourni de dispositifs prise de terre.</p>	<p>Classe I; luminária com dispositivos de ligação à terra.</p>																																																																																
	<p>Clase II; Luminaria que aísla doblemente las partes con tensión y no precisa dispositivos de toma-tierra.</p>	<p>Class II; luminaire that doubly insulates the electrified parts and does not require an earth-ground device.</p>	<p>Classe II; Luminaire qui isole doublement les parties avec tension et n'a pas besoin de dispositifs de prise de terre.</p>	<p>Classe II; luminária que tem duplo isolamento das partes sob tensão e não precisa de dispositivos de ligação à terra.</p>																																																																																
	<p>Clase III; Luminaria alimentada a muy baja tensión y que no debe tener dispositivos toma-tierra.</p>	<p>Class III; luminaire with very low voltage power supply which does not require earth-ground devices.</p>	<p>Classe III; Luminaire alimentée à très basse tension et ne doit surtout pas avoir des dispositifs de prise de terre.</p>	<p>Classe III; luminária alimentada com muito baixa tensão e que não deve ter dispositivos de ligação à terra.</p>																																																																																
	<p><b>Grado de protección IP</b> Según la normativa EN 60598-1, las luminarias se clasifican en función de la protección derivada de sus elementos constructivos. Su nomenclatura se simboliza mediante las letras IP seguidas de tres cifras, aunque sólo se muestren las dos primeras.</p> <p><b>1ª cifra:</b> Indica la protección del material frente a la filtración de elementos extraños y polvo, así como de las personas respecto a la tensión de los componentes de la luminaria.</p> <p><b>0-</b> No protegida. 1- Protegida frente a cuerpos sólidos mayores de 50 mm. 2- Protegida frente a cuerpos sólidos mayores de 12 mm. 3- Protegida frente a cuerpos sólidos mayores de 2,50 mm. 4- Protegida frente a cuerpos sólidos mayores de 1 mm. 5- Protegida contra el polvo. 6- Completa protección contra el polvo.</p> <p><b>2ª cifra:</b> Indica la protección del material a la penetración de líquido.</p> <p><b>0-</b> No protegida. 1- Protegida a la caída vertical de gotas de agua. 2- Protegida frente a la caída de gotas hasta un alineación de 15° respecto a la vertical. 3- Protegida frente a la lluvia. 4- Protegida contra la proyección del agua. 5- Protegida al chorro de agua. 6- Protegida a los golpes de mar. 7- Protegida a la inmersión. 8- Material sumergible.</p>	<p><b>Degree of IP protection</b> In accordance with standard EN 60598-1, luminaires are classified on the basis of the protection derived from their elements of construction. The degree of protection is indicated by the letters IP followed by a 3-figure number, though only the first two numbers are shown.</p> <p><b>1st figure:</b> Indicates the protection of the material against the entry of foreign bodies and dust, as well of people coming into contact with live parts in the device.</p> <p><b>0-</b> Not Protected. 1- Protected against foreign objects &gt; 50mm. 2- Protected against foreign objects &gt; 12mm 3- Protected against foreign objects &gt; 2.5mm. 4- Protected against foreign objects &gt; 1mm. 5- Dust-protected 6- Completely dust-tight</p> <p><b>2nd figure:</b> Indicates the protection of the material against the entry of moisture.</p> <p><b>0-</b> Not protected. 1- Protected against vertically falling drops of water. 2- Protected against water drops with the housing tilted at 15° with respect to the vertical. 3- Protected against rain. 4- Protected against splashing. 5- Protected against jets of water. 6- Protected against powerful water jets. 7- Protected against temporary immersion. 8- Submersible material.</p>	<p><b>Índice de protección IP</b> Conformément à la norme EN 60598-1, les luminaires sont classés en fonction de la protection dérivée de leurs éléments constructifs. Leur nomenclature est symbolisée par les lettres IP suivies de trois chiffres, même si s'affichent uniquement les deux premiers.</p> <p><b>Ter chiffre:</b> Indique la protection du matériel par rapport à la filtration d'éléments étrangers et de poussière, ainsi que de personnes physiques, à l'égard de la tension des composants du luminaire.</p> <p><b>0-</b> Aucune protection. 1- Protégé contre les corps solides supérieurs à 50 mm. 2- Protégé contre les corps solides supérieurs à 12 mm. 3- Protégé contre les corps solides supérieurs à 2,50 mm. 4- Protégé contre les corps solides supérieurs à 1 mm. 5- Protégé contre la poussière. 6- Protection complète contre la poussière.</p> <p><b>2ème chiffre:</b> Indique la protection du matériel par rapport à la pénétration de liquide.</p> <p><b>0-</b> Aucune protection. 1- Protégé contre les gouttes d'eau tombant verticalement. 2- Protection contre les gouttes tombant à un alignement de 15° avec la verticale. 3- Protégé contre la pluie. 4- Protégé contre les projections d'eau. 5- Protégé contre le jet d'eau. 6- Protégé contre les coups de mer. 7- Protégé contre l'immersion. 8- Matériel submersible.</p>	<p><b>Grau de proteção IP</b> Nos termos da norma EN 60598-1, as luminárias são classificadas em função da proteção derivada dos seus elementos construtivos. A sua nomenclatura é indicada pelas letras IP seguidas de três algarismos, embora só sejam mostrados os dois primeiros.</p> <p><b>1.º algarismo:</b> indica a proteção do material relativamente à filtração de elementos estranhos e pó, assim como das pessoas relativamente à tensão dos componentes da luminária.</p> <p><b>0-</b> Não protegida. 1- Protegida contra corpos sólidos maiores do que 50mm. 2- Protegida contra corpos sólidos maiores do que 12mm. 3- Protegida contra corpos sólidos maiores do que 2,5mm. 4- Protegida contra corpos sólidos maiores do que 1mm. 5- Protegida contra o pó. 6- Proteção completa contra o pó.</p> <p><b>2.º algarismo:</b> Indica a proteção do material relativamente à penetração de líquidos.</p> <p><b>0-</b> Não protegida. 1- Protegida contra a queda vertical de gotas de água. 2- Protegida contra a queda de gotas até a uma Inclinação de 15º em relação à vertical. 3- Protegida contra chuva. 4- Protegida contra projeção de água. 5- Protegida contra jatos de água. 6- Protegida contra ondas do mar. 7- Protegida contra imersão. 8- Material submersível.</p>																																																																																
	<p><b>Código IK</b> Sistema de codificación para indicar el grado de protección proporcionado por una envolvente contra los impactos mecánicos nocivos. Energía de impacto (J)</p> <table border="1" data-bbox="159 1508 415 1564"> <tr> <td>IK01</td><td>IK02</td><td>IK03</td><td>IK04</td><td>IK05</td><td>IK06</td><td>IK07</td><td>IK08</td><td>IK09</td><td>IK10</td> </tr> <tr> <td>0,15</td><td>0,2</td><td>0,35</td><td>0,5</td><td>0,7</td><td>1</td><td>2</td><td>5</td><td>10</td><td>20</td> </tr> </table>	IK01	IK02	IK03	IK04	IK05	IK06	IK07	IK08	IK09	IK10	0,15	0,2	0,35	0,5	0,7	1	2	5	10	20	<p><b>IK Code</b> The IK code is an international numerical classification for the degree of protection provided by enclosures for electrical equipment against external mechanical impact. Impact energy (J).</p> <table border="1" data-bbox="429 1508 679 1564"> <tr> <td>IK01</td><td>IK02</td><td>IK03</td><td>IK04</td><td>IK05</td><td>IK06</td><td>IK07</td><td>IK08</td><td>IK09</td><td>IK10</td> </tr> <tr> <td>0,15</td><td>0,2</td><td>0,35</td><td>0,5</td><td>0,7</td><td>1</td><td>2</td><td>5</td><td>10</td><td>20</td> </tr> </table>	IK01	IK02	IK03	IK04	IK05	IK06	IK07	IK08	IK09	IK10	0,15	0,2	0,35	0,5	0,7	1	2	5	10	20	<p><b>Code IK</b> Système de codification qui indique le degré de protection procuré par une enveloppante contre des impacts mécaniques nuisibles. Énergie d'impact (J)</p> <table border="1" data-bbox="692 1508 948 1564"> <tr> <td>IK01</td><td>IK02</td><td>IK03</td><td>IK04</td><td>IK05</td><td>IK06</td><td>IK07</td><td>IK08</td><td>IK09</td><td>IK10</td> </tr> <tr> <td>0,15</td><td>0,2</td><td>0,35</td><td>0,5</td><td>0,7</td><td>1</td><td>2</td><td>5</td><td>10</td><td>20</td> </tr> </table>	IK01	IK02	IK03	IK04	IK05	IK06	IK07	IK08	IK09	IK10	0,15	0,2	0,35	0,5	0,7	1	2	5	10	20	<p><b>Código IK</b> Sistema de codificação para indicar o grau de proteção proporcionado por um invólucro contra impactos mecánicos nocivos. Energia de impacto (J).</p> <table border="1" data-bbox="961 1508 1218 1564"> <tr> <td>IK01</td><td>IK02</td><td>IK03</td><td>IK04</td><td>IK05</td><td>IK06</td><td>IK07</td><td>IK08</td><td>IK09</td><td>IK10</td> </tr> <tr> <td>0,15</td><td>0,2</td><td>0,35</td><td>0,5</td><td>0,7</td><td>1</td><td>2</td><td>5</td><td>10</td><td>20</td> </tr> </table>	IK01	IK02	IK03	IK04	IK05	IK06	IK07	IK08	IK09	IK10	0,15	0,2	0,35	0,5	0,7	1	2	5	10	20
IK01	IK02	IK03	IK04	IK05	IK06	IK07	IK08	IK09	IK10																																																																											
0,15	0,2	0,35	0,5	0,7	1	2	5	10	20																																																																											
IK01	IK02	IK03	IK04	IK05	IK06	IK07	IK08	IK09	IK10																																																																											
0,15	0,2	0,35	0,5	0,7	1	2	5	10	20																																																																											
IK01	IK02	IK03	IK04	IK05	IK06	IK07	IK08	IK09	IK10																																																																											
0,15	0,2	0,35	0,5	0,7	1	2	5	10	20																																																																											
IK01	IK02	IK03	IK04	IK05	IK06	IK07	IK08	IK09	IK10																																																																											
0,15	0,2	0,35	0,5	0,7	1	2	5	10	20																																																																											

## pictografía symbology symbologie pictografia


	Producto bajo pedido.	To order product.	Produit sur demande.	Produto a pedido.
	 Emisión de luz asimétrica.	Asymmetric light emission.	Émission de lumière asymétrique.	Emissão de luz assimétrica.
	Ángulo de emisión de luz.	Light emission angle.	Angle d'émission de la lumière.	Ângulo de emissão de luz.
	 Emisión de luz directa o indirecta	Emission of direct or indirect light.	Émissions de lumière directe ou indirecte.	Emissão de luz direta ou indireta.
	 Emisión de luz directa y indirecta	Emission of direct and indirect light.	Émissions de lumière directe et indirecte.	Emissão de luz direta e indireta.
	 Multi-emisión de luz.	Multi-emission light.	Multi-émissions de lumière.	Multi-emissão de luz.
	Emisión de luz periférica.	Periferic emission light.	Émission périphérique de lumière.	Emissão periférica de luz.
	Longitud en metros de cable conductor suministrado.	Length in meters of the lead wire supplyd.	Longueur en mètres du câble conducteur fourni.	Comprimento em metros de cabo condutor fornecido.
	Corriente de la luminaria en corriente continua.	Luminaire current in direct current.	Courant de la lampe avec courant continuus.	Corrente da luminária em corrente contínua.
	Voltaje de la luminaria en corriente continua.	Luminaire voltage in direct current.	Tension de la lampe avec courant continuus.	Tensão da luminária em corrente contínua.
	Voltaje de la luminaria (Voltios), de corriente alterna.	Luminaire voltage (volts) in alternate current.	Tension de la lampe (Volts) avec courant alternatif.	Tensão da luminária (volts) em corrente alternada.
	Luminaria con sensor crepuscular y movimiento.	Luminaire with daylight and motion sensor.	Luminaire avec senseur crépusculaire et mouvement.	Luminária con sensor crepuscular e movimento.
	Luminaria con luz de emergencia.	Luminaire with emergency light.	Luminaire avec éclairage de secours.	Luminária con luz de emergência.
	Luminaria con dos salidas de cable.	Luminaire with two cable outlets.	Luminaire avec deux sorties de câble.	Luminária com duas saídas de cabo.
	Luminaria con cable clavija Incorporada.	Lighting with plug-electrical wire Included.	Luminaire avec câble d'alimentation et fiche Inclus.	Luminária com cabo e ficha Incorporada.
	Luminaria con toma corriente IP44	Luminaire with IP44 plug.	Luminaire avec prise courant électrique IP44.	Luminária con plugne IP44.
	Luminaria con interruptor Incorporado.	Lighting with switch Included.	Luminaire avec interrupteur Inclus.	Luminária com interruptor Incorporado.
	Equipo Incluido.	Luminaire with equipment Included.	Luminaire avec équipement Inclus.	Luminaire com aparelhagem Incluído.
	Equipo electrónico Incluido.	Luminaire with electronic equipment Included.	Luminaire avec équipement électronique Inclus.	Luminaire com aparelhagem electrónica Incluído.
	Equipo NO Incluido, pero sí lo necesita	Equipment not Included, but it is required.	Luminaire sans équipement mais il faut l'avoir.	Aparelhagem não Incluída, mas é necessário.
	Prueba superada con éxito de la Temperatura (xxx°) del hilo Incandescente. (°C)	Glow wire temperature test (xxx°) passed successfully (°C)	Essai au fil Incandescent (°C) passé avec succès à la température (°xxx).	Ensaio do fio Incandescente superado com êxito à temperatura (xxx°) especificada. (°C)
	Temperatura ambiental (°C) máxima y mínima para garantizar el funcionamiento de la luminaria.	Maximum and minimum temperature to guarantee proper operation of the lamps.	Températures maximales et minimales pour assurer le fonctionnement des luminaires.	Temperatura máxima e mínima para garantir o funcionamento das luminárias.
	Temperatura máxima de la superficie de la luminaria. (°C)	Maximum temperature (°C) of the glass surface at an average room temperature.	Température maximale (°C) de la surface du verre à la température ambiante.	Temperatura máxima (°C) da superfície do vidro, à temperatura ambiente.
	Ángulo máximo de basculación de la luminaria.	Maximum angle of Inclination of the lamp.	Angle maximal d'Inclinaison du luminaire.	Ângulo máximo de Inclinação da luminária.
	Ángulo máximo de giro horizontal.	Maximum angle of rotation.	Angle maximum de rotation.	Ângulo máximo de rotação.

# pictografía symbology symbologie pictografia

		Medidas de empotramiento (cm)	Recess dimensions (cm)	Mesures pour encastrement (cm)	Medidas de encastramento (cm)
		Dimerable.	Dimmable.	Dimmable.	Dimmable.
		NO dimerable.	Non dimmable.	Non dimmable.	Não dimmable.
		Luminaria con lámpara Incluida.	Luminaire with lamp Included.	Luminaire avec lampe Inclue.	Luminária com lâmpada Incluída.
		Anclaje Incluido.	Anchorage Included.	Ancrage Inclus.	Ancoragem Incluído.
		Caja de empotrar Incluída.	Recessing box Included.	Boîtier d'encastrement Inclus.	Caixa embutida Incluído.
		No utilizar en ningún caso atornilladores mecánicos.	Never use mechanical screwdrivers.	Surtout ne jamais utiliser de tournevis mécanique.	Não utilizar, em caso algum, aparafusadoras mecânicas.
		Precisa drenaje. (página 426)	Requires drainage. (page 426)	Drainage nécessaire. (page 426)	Drenagem precisa. (página 426)
		Luminaria adaptada para tránsito no rodado.	Luminaire adapted for non-vehicular traffic.	Luminaire adapté au trafic pas roulé.	Luminária adaptada para trânsito não rodoviário.
		Luminaria adaptada para tránsito rodado.	Luminaire adapted for vehicular traffic.	Luminaire adapté au trafic roulé.	Luminária adaptada para trânsito rodoviário.
		No apto para piscinas.	Not suitable for swimming pool.	Non apte pour piscine.	Não é adequado para piscinas.
		Globo con cierre bayoneta.	Globe with bayonet fitting.	Globe avec fermeture baïonnette.	Globo com fecho baioneta.
		Globo con cierre hermético.	Hermetically sealed globe.	Globe avec fermeture hermétique.	Globo com fecho hermético.
		Poste con registro.	Post with inspection chamber.	Poste avec enregistrement.	Lampost com registro.
		Luminarias con alta resistencia a los rayos Ultra Violetas para evitar que el color se deteriore.	Luminaires with high resistance to Ultra-Violet rays to prevent color deterioration.	Luminaires with high resistance to Ultra-Violet rays to prevent color deterioration.	Luminárias com elevada resistência aos raios Ultra Violetas para evitar a deterioração da cor.
		Luminaria con una excelente resistencia a la corrosión (aluminio con doble recubrimiento de pintura, acero con proceso de galvanizado, resina o poliamida)	Luminaire with excellent resistance to corrosion (aluminum with double painting process, steel galvanizing process, resin or polyamide)	Luminaire avec une excellente résistance à la corrosion (aluminium avec double processus de peinture, processus de galvanisation de l'acier, résine ou polyamide)	Luminária com excelente resistência à corrosão (aluminio com processo de pintura dupla, processo de galvanização de aço, resina ou poliamida)
		Luminaria de acero inoxidable que precisa de un mantenimiento periódico. (página 424)	Stainless steel luminaire which requires periodical maintenance. (page 424)	Luminaire de acier inoxydable qui a besoin de maintenance périodique. (page 424)	Luminária do aço inoxidável que precisa de manutenção periódica. (página 424)
		Luminaria de latón que precisa de mantenimiento periódico con pulimento específico para recuperar el brillo.	Resin luminaries or posts that require a periodic maintenance with specific polishing to restore the brightness.	Luminaire à laiton qui peut nécessiter d'un entretien à polissage spécifique pour récupérer son aspect d'origine.	Luminária de Latão que precisa de manutenção periódica com polimento específico para recuperar o brilho.
		Luminaria o poste de resina que precisa de mantenimiento periódico con aceite sintético para recuperar el brillo. (página 421)	Resin luminaries or posts that require a periodic maintenance with synthetic oil to restore the brightness. (page 421)	Luminaire ou mât à résine qui peut nécessiter d'un entretien à l'huile synthétique pour récupérer son aspect d'origine. (p.421)	Luminária ou poste de resina que precisa de manutenção periódica com óleo sintético para recuperar o brilho. (página 421)
		Acabado del poste de acero cincado con lo que debe pintarse forzosamente una vez instalado.	Post is finished in zinc-plated steel and therefore must be painted once installed.	Mât en acier Galvanisé ce qui doit nécessairement être peint une fois installé	Acabamento do poste é em aço zincado, razão por que deve ser pintado forçosamente depois de instalado.
		Posibilidad de aplicar acabados especiales. Información detallada, ver página 424.	Possibility of special finishings. Details on page 424.	Autres finitions spéciales possibles. Voir information complémentaire page 424.	possibilidade de acabamentos especiais. Informação detalhada na página 424.



## pictografía symbology symbolologie pictografia

	Vida útil (horas).	Life (hours).	Durée (heures).	Longevidade (horas).
	Índice de reproducción cromática.	Color rendering index.	Index de rendu des couleurs.	Índice de reprodução de cor.
	Respuesta de encendido (seg.)	Power response (sec.).	Réponse d'allumage (sec).	Resposta de ignição (sec).
	Tiempo de carga completa (horas).	Charge Time (hours).	Temps de charge complète (heures).	Tempo de carga completa (horas).
	Autonomía de la batería (horas).	Battery Autonomy (hours).	Autonomie de la batterie (heure).	Autonomia da bateria (horas).
	Incluye mando a distancia.	Include remote control.	Télécommande Incluse.	Inclui comando à distancia.
	Número de colores.	Number of colors.	Nombre de couleurs.	número de cores.
	Número de secuencias de cambio de color.	Number of sequences.	Nombre de séquences de changement de couleur.	Número de sequências de mudança de cor.
	Tramo mínimo de corte (cm)	Minimum cutting section (cm)	Section minimale de découpe (cm)	Seção de corte mínima (cm)
	Longitud máxima de unión de tiras led (10m)	Maximum length interconnected (10m)	Longueur maximale totale des rubans à led connectés (10m)	Longitud máxima de unión de tiras led (10m)
	Longitud (5m) de la tira led (mínima unidad de venta)	Standard length (5m) (Minimum Order)	Longueur (5m) du ruban à led (unité de vente minimale)	Longitud (5m) de la tira led (mínima unidad de venta)
	Motor con corriente alterna.	Alternate current motor.	Moteur à courant alternatif.	Motor com corrente alternada.
	Motor con corriente continua.	Direct current motor.	Moteur à courant continu.	Motor com corrente contínua.
	Ventilador con luz.	Fan with lamp.	Ventilateur de plafond lumineux	Ventilador com luz.
	Número de aspas del ventilador.	Number of fan blades.	Nombre d'ailettes du ventilateur.	Numero de pá do ventilador.
	Función inversa para usarlo todo el año.	Inverse function to use it the whole year.	Fonction réversible conçue pour une utilisation toute l'année.	Função inversa para usar todo o ano.
	Regulador de pared.	Wall control.	Varieteur mural.	Regulador de parede.

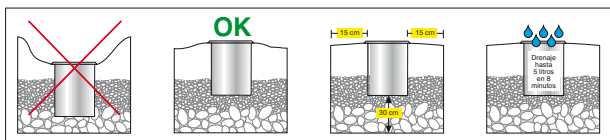
# recomendaciones de instalación / conseils utiles pour installation / recomendações de instalação

La instalación de los aparatos enterrados debe realizarla personal cualificado, con la máxima precaución y de acuerdo con las instrucciones de montaje y las normas de instalación electrónica conformes con la normativa vigente.

The installation of recessed devices should be carried out with extreme caution by qualified professionals in accordance with installation instructions and local regulations.

L'installation des appareils enterrés doit être réalisée par du personnel qualifié en faisant très attention, et en suivant les instructions de montage et les normes d'installation électroniques des normes compatibles avec la réglementation en vigueur.

A instalação dos aparelhos enterrados deve ser feita por pessoal qualificado, empregando a máxima precaução e de acordo com as instruções de montagem e as normas de instalação eletrónica consagradas na regulamentação em vigor.



1- Evite siempre colocar las luminarias en vaguesadas o depresiones del terreno.

1- Always avoid installing the lamps in watercourses or depressions in the ground.

1- Toujours éviter de placer les luminaires dans les talwegs ou dépressions du terrain.

1- Evite sempre colocar as luminárias em vales por onde as águas tendam a escorrer ou depressões do terreno.

2- Es indispensable crear un drenaje eficaz para todos los aparatos (arena de gravilla de 25 a 30 mm) con el objetivo de evitar el estancamiento de agua en el fondo del surco donde se instalan los aparatos. Un drenaje correcto debe permitir la absorción de 5 litros de agua en 8 minutos.

2- It is essential to create efficient drainage for all the devices (25 to 30mm of gravel) in order to avoid water collecting in the bottom of the hole in which they are installed. Proper drainage should allow the absorption of 5 litres of water in 8 minutes.

2- Il est essentiel de créer un drainage efficace pour tous les appareils (sable gravies gravier de 25-30 mm) afin d'éviter la stagnation d'eau dans le fond de la gorge où les appareils sont installés. Un drainage adéquat doit permettre l'absorption de 5 litres d'eau en 8 minutes.

2- É indispensável criar uma drenagem eficaz para todos os aparelhos (areia tipo gravilha de 25 a 30 mm) com o objetivo de evitar a acumulação de água no fundo do sulco de instalação dos aparelhos. Uma drenagem correta deve permitir a absorção de 5 litros de água em 8 minutos.

3- En lo referente a los aparatos encastrados en cemento u hormigón y habida cuenta de la tendencia de estos materiales a sufrir dilatación o compresión debido a los cambios de temperatura, es preciso prever un recubrimiento de dilatación y asegurarse de que el surco esté perfectamente nivelado con el pavimento.

3- In the case of devices embedded in cement or concrete and bearing in mind the tendency of these materials to suffer dilation or compression due to changes of temperature, it is essential to include an expansion joint and ensure the hole is perfectly level with the paving.

3- En ce qui concerne l'appareil encastré dans du ciment ou de béton et étant donné la tendance de ces matériaux à subir une dilatation ou une compression due aux variations de température, il est nécessaire de prévoir un revêtement de dilatación et faire en sorte que la rainure est parfaitement au ras du trottoir.

3- No que toca aos aparelhos encastrados em cimento ou betão, é necessário tomar em consideração a tendência que estes materiais têm para sofrer dilatação ou compressão devido às variações da temperatura. Por isso, deve providenciar-se um revestimento de dilatação e assegurar que o sulco está perfeitamente nivelado com o pavimento.

4- Para una correcta conservación de las balizas, recomendamos su aplicación sobre una pilastra, y nunca directamente sobre tierras o césped.

4- To ensure the proper conservation of bollards we recommend their installation on a plinth, never directly onto the ground or lawn.

4- Pour un bon entretien des balises, nous recommandons l'application d'un pilier, et jamais directement sur le sol ou l'herbe.

4- Para uma conservação correta dos elementos balizadores, recomendamos a sua aplicação sobre um pilar e nunca diretamente sobre terra ou relvado.

5- La conexión entre los aparatos debe efectuarse mediante cable flexible tipo H05RN-F o H07RN-F con el fin de facilitar el mantenimiento de los aparatos y evitar los esfuerzos sobre los prensacables durante la instalación.

5- The connection between devices must be made using H05RN-F or H07RN-F type flexible cable in order to facilitate their maintenance and avoid strain on the cable grips during installation.

5- La connexion entre les appareils doit être faite en utilisant un câble souple du type H05RN-F ou H07RN-F afin de faciliter la maintenance de l'appareil et éviter des pressions sur la presse-à-câbles au cours de l'installation.

5- A ligação entre os aparelhos deve ser feita através de um cabo flexível do tipo H05RN-F ou H07RN-F com o fim de facilitar a manutenção dos mesmos e evitar esforços os buçins durante a instalação.

6- Siga detenidamente las instrucciones de montaje durante la instalación y operaciones de mantenimiento.

6- Follow the instructions carefully during installation and maintenance operations.

6- Suivez attentivement les instructions de montage lors de l'installation et pendant les opérations de maintenance.

6- Siga atentamente as instruções de montagem durante a instalação e operações de manutenção.

7- Para minimizar la posible condensación de vapor de agua dentro del aparato, debe hacerse funcionar durante 1 hora sin el cristal de protección, transcurrido ese periodo de tiempo, ciérrelo inmediatamente.

7- To minimise possible condensation inside the device, turn it on for 1 hour without the protective glass, closing it immediately once this time has elapsed.

7- Afin de minimiser l'éventuelle condensation de vapeur d'eau dans l'appareil, on doit le faire marcher pendant une heure sans verre de protection. Après cette période de temps, fermer l'appareil immédiatement.

7- Para minimizar uma possível condensação de vapor de água dentro do aparelho, este deve funcionar durante 1 hora sem vidro de proteção e, passado esse tempo, deve ser imediatamente fechado.

8- Todas las valoraciones y decisiones técnicas deben ser tomadas por el responsable del departamento técnico, limitando los comentarios o propuestas realizadas por personas ajenas a dicho departamento.

8- All technical evaluations and decisions must be made by the head of the technical department. The comments and suggestions of people outside this department should be considered with due caution.

8- Toutes les évaluations et les décisions techniques sont à prendre par le responsable du département technique, ce qui limite les observations et propositions faites par des personnes extérieures au département.

8- Todas as avaliações e decisões técnicas devem ser tomadas pelo responsável do departamento técnico, evitando-se observações ou propostas de pessoas alheias a esse departamento.

- El cristal puede alcanzar temperaturas elevadas, por lo tanto evite el contacto con personas o cosas. Se aconseja una limpieza frecuente del exterior del aparato, para evitar así que materiales extraños impidan la disipación del calor con la consiguiente alteración de los componentes y pérdida de estanqueidad.

- The glass may reach high temperatures, so avoid its contact with people or objects. Frequent cleaning of the outside of the device is recommended to avoid foreign objects and materials preventing heat dissipation, with the consequent effect this will have on components and the loss of water-tightness.

- Le verre peut atteindre des températures élevées, donc il faudrait éviter tout contact avec des personnes ou des choses. Nous recommandons un nettoyage fréquent de la partie extérieure de l'appareil, afin d'éviter les matières étrangères d'empêcher la dissipation de la chaleur qui pourrait provoquer une altération des composants et la perte d'étanchéité.

- O vidro pode atingir temperaturas elevadas, razão pela qual o contacto com pessoas ou objetos deve ser evitado. Aconselha-se uma limpeza frequente do exterior do aparelho para evitar que materiais estranhos impeçam a dissipação do calor e levem a uma alteração dos componentes e perda de estanqueidade.

Dando cumplimiento a la Ley para la defensa de los Consumidores, GRUPO NOVOLLUX garantiza los productos adquiridos de los eventuales vicios ocultos o defectos originarios de fabricación. Su durabilidad siempre dependerá de lo siguiente:

- No utilizar en ningún caso atornilladores mecánicos en empotrables de suelo.
- Utilizar siempre en la instalación el cable recomendado por el fabricante o de superior calidad.
- Toda sustitución de cualquier pieza original suministrada por el fabricante (Incluyendo la tornillería) anula automáticamente la garantía.
- El uso de silicona exige a Novolux de toda responsabilidad.
- Cualquier manipulación anula automáticamente la garantía.
- Una mala utilización del Racor (prensaestopa) anula automáticamente la garantía.
- Novolux recuerda a sus clientes que la instalación de su material en lugares de concurrencia pública quedan bajo la responsabilidad del prescriptor o instalador, ya que Novolux vende exclusivamente iluminación de interior y exterior residencial.
- La selección del material por parte de los clientes exige a Novolux de una posible aplicación Incorrecta.
- Novolux sólo se responsabilizará de la calidad de sus productos, siempre que se sigan las recomendaciones indicadas y declarará toda la responsabilidad por la:
  - Aplicación inadecuada de las luminarias o de las lámparas empleadas
  - Incorrecto suministro eléctrico.
  - No seguir las instrucciones de instalación y mantenimiento.
  - Agentes externos.
- Los gastos producidos en la solución de un problema ajeno a la calidad de la luminaria (desplazamientos del técnico reparación de las luminarias... etc), serán facturados al cliente.

In compliance with consumer protection legislation, GRUPO NOVOLLUX guarantees the products acquired against any latent or manufacturing defects. The durability of these products will depend on the following:

- Never use mechanical screwdrivers on recessed ground lights.
- In the installation, always use the cable recommended by the manufacturer or one of a higher quality.
- The replacement of any original part supplied by the manufacturer (Including screws etc.) automatically annuls the guarantee.
- The use of silicon frees Novolux from any liability.
- Any manipulation of the device automatically annuls the guarantee.
- Improper use of the cable grip automatically annuls the guarantee.
- Novolux reminds customers that the installation of products in areas of public transit is entirely the responsibility of the purchaser or installer, as Novolux sells lighting exclusively for the interior and exterior of residences.
- The choice of material by customers frees Novolux from any liability for improper application.
- Novolux is solely liable for the quality of its products when the recommendations indicated herein are followed, and declines any liability for:
  - Improper application of the luminaires or the lamps employed.
  - Incorrect electrical supply.
  - Failure to follow the installation and maintenance instructions.
  - External agents.
- The expenses produced in resolving any problem unrelated to the quality of the product (technician's travelling expenses, cost of repair, etc.), which will be invoiced to the customer.

En conformité avec la loi pour la défense des consommateurs, NOVOLLUX GROUP garantit les produits achetés auprès de tous les vices cachés ou vices de fabrication d'origine. Sa durabilité dépendra toujours de ce qui suit:

- Ne jamais utiliser de tournevis mécanique pour les encastrables de sol.
- Toujours utiliser, lors de l'installation, du câble recommandé par le fabricant, ou de meilleure qualité.
- Tout remplacement de toute pièce d'origine fournie par le fabricant (y compris les vis) annule automatiquement la garantie.
- L'utilisation de silicone exempte Novolux de toute responsabilité.
- Toute manipulation annule automatiquement la garantie.
- Une mauvaise utilisation du Racor (presse...) annule automatiquement la garantie.
- Novolux rappelle à ses clients que l'installation de son équipement dans des espaces de fréquentation publique est responsabilité du prescripteur ou de l'installateur, puisque Novolux conçoit et vend exclusivement de l'éclairage résidentiel, intérieur et extérieur.
- Le choix des matériaux de la part de ses clients, exempte Novolux d'une mauvaise application de ceux-ci.
- Novolux est uniquement responsable de la qualité de ses produits à condition que les recommandations indiquées ci-dessus soient suivies, et décline toute responsabilité pour:
  - La mise en œuvre inadéquate des luminaires ou des lampes employées
  - Une alimentation électrique Incorrecte.
  - Ne pas suivre les instructions d'installation et de maintenance.
  - Des agents externes.
- Des dépenses engagées dans la résolution d'un problème non lié à la qualité du luminaire (déplacement du technicien de réparation des luminaires, etc), seront facturées auprès du client.

Em cumprimento da lei sobre a defesa dos consumidores, o GRUPO NOVOLLUX presta garantia dos produtos adquiridos relativamente a eventuais vícios ocultos ou defeitos originais de fabrico. A respetiva validade depende sempre dos seguintes fatores:- Não devem serem utilizadas, em caso algum, aparafusadoras mecânicas em artigos encastráveis no pavimento.

- Para instalação deve ser utilizado sempre o cabo recomendado pelo fabricante ou de qualidade superior.
- Todas as substituições de qualquer peça de origem fornecida pelo fabricante (Incluindo parafusos) anula automaticamente a garantia.
- A utilização de silicone isenta a Novolux de toda e qualquer responsabilidade.
- Qualquer manipulação anula automaticamente a garantia.
- A utilização Incorrecta da peça de ligação (bucim) anula automaticamente a garantia.
- A Novolux deseja recordar os clientes de que a instalação do seu material em locais abertos ao público é da responsabilidade do prescriptor ou instalador, uma vez que a Novolux vende exclusivamente iluminação de interior e exterior residencial.
- A seleção do material por parte dos clientes isenta a Novolux da responsabilidade por uma possível aplicação Incorrecta.
- A Novolux só se responsabiliza pela qualidade dos produtos quando as recomendações indicadas forem seguidas e declina toda e qualquer responsabilidade em caso de:
  - Aplicação inadequada das luminárias ou das lâmpadas utilizadas.
  - Alimentação elétrica Incorrecta.
  - Não observação das instruções de instalação e manutenção
  - Agentes externos.
- Os custos Incorridos na resolução de um problema alheio à qualidade da luminária (deslocamento do técnico, reparação das luminárias, etc) serão imputados ao cliente.



- En el cambio de las lámparas y antes de cerrar las luminarias se debe limpiar las juntas para evitar que se depositen restos de tierra y/o hierba.
- When changing the lamps, the joints should be cleaned prior to closing the luminaire to avoid the accumulation of earth and/or grass.
- Pendant le changement des lampes et avant de fermer les luminaires, on doit bien nettoyer les jointes pour éviter des résidus de terre et/ou de gazon de s'y déposer.
- Ao trocar as lâmpadas, antes de fechar as luminárias deve limpar-se as juntas para evitar o depósito de restos de terra e/ou relva.



- No instalar más de un cable por cada salida.
- Do not install more than one cable in each outlet.
- Ne pas installer plus d'un câble par sortie.
- Não instalar mais do que um cabo por saída.



- Instalar sobre una pilastra a un nivel superior.
- Install on a plinth at a higher level.
- Installer sur un pilier à un niveau supérieur.
- Instalar sobre um pilar num nível superior.



CONDICIONES DE VENTA  
CONDIÇÕES DE VENDA

ÍNDICE DE REFERENCIAS  
REFERENCE INDEX  
INDEX RÉFÉRENCE  
REFERÊNCIA ÍNDICE

# CONDICIONES DE VENDA (España-Potugal)

Todos los pedidos cursados a Grupo Gestión Integral Novolux Internacional, S.L. en adelante "NOVOLUX", implican la aceptación íntegra, por parte del comprador, de las presentes Condiciones Generales de Venta, salvo condiciones particulares pactadas.

## 1. Precios

Para todo tipo de pedido en **Oferta Comercial Estándar y Bajo Pedido (con referencia en catálogo)** se aplicará la tarifa y condiciones comerciales vigentes en la fecha de recepción de dicho pedido.

Para aquellos pedidos de **Ejecuciones Especiales (sin referencia en catálogo)**, se deberá solicitar una oferta por escrito a NOVOLUX.

Sólo se aplicarán los **precios especiales de las ofertas**, sobre los pedidos íntegros de los mismos. Cualquier alteración sobre la oferta íntegra original por parte del cliente, puede suponer una revisión de las condiciones iniciales de la oferta.

## 2. Gestión Pedidos

Un pedido no se considerará recepcionado, hasta que la totalidad del mismo se haya cursado correctamente (referencia, color, accesorios, P.V.P. etc.).

El envío de un pedido a NOVOLUX expresará la voluntad de compra por parte del cliente. En el caso que el pedido no pueda ser servido, por el motivo que sea, NOVOLUX informará al cliente de dicha imposibilidad en la mayor brevedad posible. Los pedidos con precios erróneos o discrepancias con las condiciones registradas y/o acordadas por NOVOLUX, no serán tramitados hasta recibir la confirmación escrita del cliente. El correo (e-mail) al cual NOVOLUX solicitará dicha confirmación y aceptación será el que se indique en el pedido recibido del cliente.

Cualquier Pedido recibido que incluya referencias que supongan Ejecuciones Especiales y/o Bajo Pedido requerirá ser aceptado por parte de NOVOLUX, confirmando en factibilidad de producción, precio y plazo de entrega antes de su tramitación. NOVOLUX solicitará el pago por anticipado de, como mínimo, el 30% del valor del pedido (impuestos incluidos).

Los pedidos recibidos que no indiquen lo contrario serán servidos parcialmente en caso de no disponer en stock de la totalidad de los ítems incluidos en él y los portes tendrán la misma condición que el pedido original, entregando los restos de pedido a portes pagados si el pedido ya cumplía la condición inicialmente.

Aquellos pedidos en los que no se indique la voluntad expresa del cumplimiento de un plazo de entrega, serán gestionados según se expone en el punto anterior. En el caso que el cumplimiento del plazo de entrega del pedido total o parcialmente sea requisito indispensable para el cliente, este deberá solicitar plazo de entrega por escrito a NOVOLUX.

Todo pedido inferior a 100€ netos tendrán un cargo de 15€ por gastos de gestión.

## 3. Devoluciones

Para realizar cualquier devolución, se deberá solicitar autorización previamente a NOVOLUX.

Los productos de **Ejecuciones Especiales, Bajo Pedido o descatalogados no podrán ser devueltos**, ni aun proponiendo una depreciación. Los productos que sean objeto de solicitud de devolución deben haber sido facturados dentro de los 60 días anteriores a la solicitud.

No se aceptarán devoluciones de productos que no estén en perfecto estado para la venta, incluido su embalaje original. Si por esta causa el cliente solicita el retorno de la mercancía devuelta, el envío de retorno será a portes debidos.

El plazo de devolución del material a NOVOLUX, una vez autorizada, será de máximo 10 días.

A todo producto devuelto se le **aplicará la siguiente depreciación sin excepción**:

- Solicitud hasta 30 días posteriores a la fecha de factura..... 15% de depreciación sobre el valor de la devolución, con un mínimo de 30€ por gastos de gestión.
- Solicitud hasta 60 días posteriores a la fecha de factura..... 25% de depreciación sobre el valor de la devolución, con un mínimo de 30€ por gastos de gestión.

## 4. Entregas / Transportes

Salvo que se acuerden otros términos de transporte, las mercancías viajarán por cuenta y riesgo del comprador en condiciones franco fábrica (EXWORKS para envíos internacionales).

Los pedidos que no lleguen a portes francos mínimos (consulte importe de su zona) y no indiquen medio de transporte del cliente, serán enviados con portes cargados en factura.

**No se admitirán reclamaciones por roturas o incidencias en el transporte transcurridas 72 horas desde de la recepción de la mercancía.**

NOVOLUX sólo se responsabilizará de las incidencias en la entrega, cuando envíe mercancías a portes pagados (a cargo de NOVOLUX).

Los riesgos concernientes a la devolución de las mercancías, correrán siempre a cargo del comprador.

## 5. Plazos de disponibilidad (franco fábrica)

Los plazos de disponibilidad de mercancía dados por NOVOLUX son siempre aproximados y pueden estar sujetos a variaciones debidas a los propios procesos de gestión de los pedidos, o a terceros responsables del transporte de mercancías y/o suministro de componentes.

Estas posibles variaciones en los plazos, en ningún caso suponen aceptación de responsabilidad o de penalizaciones por demora por parte de NOVOLUX.

**6. Servicio especial (CRISTHER 1 hora / DOPO 60 Minutos / EXO 60 Minutos)**

Nuestro servicio especial garantiza la preparación del pedido y su puesta a disposición del transitario o transportista designado, en nuestros almacenes en el plazo de 1 hora.

En este servicio los artículos tendrán un cargo de +6%.

Los plazos de transporte no son responsabilidad de NOVOLUX.

**7. Proyectos de iluminación**

Como servicio adicional a nuestros clientes, disponemos de nuestro propio Departamento Técnico de Proyectos, donde pueden consultar cualquier necesidad lumínica de interior y exterior.

El nivel de prestación de nuestras realizaciones, se adecua a las necesidades de cada proyecto.

**8. Muestras**

Las muestras de material deberán ser solicitadas mediante pedido y serán facturadas.

El plazo de devolución de las muestras a NOVOLUX, será de un máximo de 30 días desde la fecha que figure en el albarán de entrega y se devolverán a portes pagados.

Las muestras devueltas que no estén en condiciones para la venta (en perfecto estado y con su embalaje original), no podrán ser abonadas.

**9. Calidad**

Los productos suministrados por NOVOLUX, cumplen con la directiva RoHS 2002/95/CE y con la Norma Europea que marcan las directivas 2006/95/CE indicándose de forma visible tanto en el producto como en su caja exterior. Además, de haber sido sometidos a rigurosos controles de calidad que garantizan su correcto funcionamiento.

NOVOLUX, trabaja permanentemente para mejorar y adecuar sus productos.

Por ello, nos reservamos el derecho a modificar, suprimir o ampliar nuestros productos en catalogo sin previo aviso, y sin que ello sea motivo de reclamaciones.

Dependiendo de los materiales de fabricación y para su máxima optimización en el tiempo, NOVOLUX recomienda realizar los trabajos de mantenimiento con la periodicidad necesaria.

**10. Garantía**

Todos los productos de NOVOLUX, poseen de un periodo de garantía de 2 años desde la fecha de factura de NOVOLUX.

Bajo solicitud, se puede valorar una extensión de garantía u ofrecer una garantía de proyecto personalizada, tras evaluar las condiciones de aplicación.

En el caso de las lámparas, se garantizará 1 año, siempre que se cumplan las siguientes condiciones de aplicación:

- Temperatura ambiente de max.  $-10^{\circ}\text{C}$  a  $+40^{\circ}\text{C}$ .
- Mín. 10mm de espacio alrededor del cuerpo de la lámpara.
- La instalación eléctrica en la que funcione el producto no debe estar sometida a fluctuaciones de tensión dentro de un intervalo que sobrepase el nominal de la red  $\pm 10\%$ .
- Máx. 50.000 conmutaciones rápidas (tiempo entre encendido y apagado inferior a 30s).

En caso de no cumplirse estas condiciones, se aplicará la garantía legal de 6 meses contra defectos de fabricación.

El Departamento Técnico de NOVOLUX es el único autorizado para determinar si se trata de un defecto de fabricación, después de recibir por escrito la incidencia, donde se exigirá la factura de venta para verificar la fecha.

La responsabilidad de NOVOLUX cubre la sustitución del producto defectuoso, por el mismo modelo u otro similar, o el abono de su valor en caso de que ya no se fabrique o no se encuentre disponible. No le será exigible ninguna otra responsabilidad por garantía o cualquier otro concepto, explícita o implícita, salvo la aquí establecida.

NOVOLUX no asume la responsabilidad por la mala utilización y/o aplicación de sus productos. Nuestros productos perderán su garantía en caso de que sean manipulados indebidamente o instalados incorrectamente.

Quedan excluidos de la garantía los defectos y deterioros causados por el desgaste o uso, por causa de fuerza mayor, mantenimiento defectuoso, o por el uso inadecuado del producto no especificado ni autorizado previamente por el vendedor.

Las intervenciones a título de garantía no tendrán como efecto la prolongación de la duración de la misma.

**11. Reserva de propiedad**

NOVOLUX se reserva el derecho de propiedad de todos los materiales que suministre, hasta que el comprador haya hecho efectivo el pago total de los mismos.

**12. Jurisdicción**

Para cualquier discrepancia o litigio que se derive de las citadas Condiciones Generales de Venta, ambas partes se someten a la competencia de los Juzgados y Tribunales de Barcelona, con expresa renuncia a su fuero propio.

# CONDIÇÕES DE VENDA (Espanha-Potugal)

Todos os pedidos endereçados e registados pelo Grupo Gestión Integral Novolux Internacional, S.L., daqui para a frente "NOVOLUX" implicam a aceitação na íntegra, por parte do comprador, das presentes Condições Gerais de Venda, salvo condições particulares acordadas.

## 1. Preços

Para todo o tipo de pedido/encomenda em **Oferta Comercial Normal e Sob Pedido (com referencia em catálogo)** se aplicará a tabela de preços vigente na data de recepção da dita encomenda/pedido, com os descontos acordados e em vigor.

Para aqueles pedidos/encomendas de **Execuções Especiais (sem referencia em catálogo)**, se deverá solicitar uma oferta/proposta por escrito a NOVOLUX.

Só se aplicarão os **preços especiais das ofertas**, sobre os pedidos íntegros dos mesmos. Qualquer alteração sobre a oferta/proposta íntegra original por parte do cliente, pode supor uma revisão das condições iniciais da oferta/proposta.

## 2. Gestão de Pedidos/Encomendas

Um pedido não se considera recepcionado, até que a totalidade do mesmo, tenha sido processado corretamente (referencia, cor, acessórios, P.V.P., etc.).

O envio de um pedido/encomenda à NOVOLUX, expressa a vontade de compra por parte do cliente. No caso em que o pedido não possa ser servido, pelo motivo que seja, NOVOLUX informará o cliente da dita impossibilidade com a maior brevidade possível. Os pedidos com preços errados ou discrepâncias com as condições registadas e/ou acordadas pela Novolux, não serão processados até receber a confirmação escrita do cliente. O correio (e-mail) ao qual NOVOLUX solicitará a dita confirmação e acordo será o que se indica no pedido/encomenda recebido do cliente.

Qualquer pedido/encomenda recebido incluindo referencias que suponham Execuções Especiais deverá ser aceite por parte de NOVOLUX, confirmando a possibilidade de ser executado pela produção, preço e prazo de entrega antes do mesmo ser processado, para sua posterior realização. Novolux solicitará o pagamento antecipado de, pelo menos, 30% do valor do pedido (impostos incluídos).

Os pedidos/encomendas recebidos que não indiquem o contrário serão fornecidos parcialmente em caso de não dispor em stock da totalidade dos itens incluídos nele e os valores de portes terão a mesma condição que o pedido/encomenda original, entregando os restos de pedido/encomenda a portes pagos se o pedido/encomenda já cumpria a condição inicialmente.

Aqueles pedidos/encomendas em que não se indique a vontade expressa do cumprimento de um prazo de entrega, serão geridos segundo se expõe no ponto anterior. No caso que o cumprimento do prazo de entrega do pedido/encomenda total ou parcialmente seja requisito indispensável para o cliente, este deverá solicitar prazo de entrega por escrito a NOVOLUX.

Todo o pedido inferior a 100€ Líquidos terá um custo de 15,00€ para custos de gestão.

## 3. Devoluções

Para realizar qualquer devolução, dever-se-á solicitar autorização prévia à NOVOLUX.

Os produtos de Execuções Especiais ou Sob Pedido ou descatalogados não podem ser devolvidos, nem mesmo estando sujeitos a uma depreciação.

Os produtos que sejam objeto de solicitação de devolução devem ter sido facturados dentro dos 60 dias anteriores à sua solicitação.

Não se aceitarão devoluções de produtos que não estejam em perfeito estado para a sua venda, incluindo a sua embalagem original. Se por este motivo o cliente solicita o retorno da mercadoria devolvida, o envio de retorno será a portes devidos, ou seja a cargo do cliente.

O prazo de devolução do material à NOVOLUX, uma vez autorizada, será de máximo 10 dias.

A Todo **produto devolvido será aplicada a seguinte depreciação** sem exceção:

– Até 30 dias posteriores à solicitação..... 15% de depreciação sobre o valor da devolução ou 30€ de custos de gestão.

– Até 60 dias posteriores à solicitação..... 25% de depreciação sobre o valor da devolução ou 30€ de custos de gestão.

## 4. Entregas / Transportes

Salvo acordo de outros términos de transporte, as mercadorias viajarão por conta e risco do comprador em condições franco/segundo fábrica (EXWORKS para envios internacionais).

Os pedidos que não cheguem ao valor de portes mínimo acordado e não indiquem o meio de transporte do cliente, serão enviados com o valor dos portes na factura.

**Não se admitirão reclamações por rupturas ou incidências no transporte transcorridas/passadas 72 horas desde a recepção da mercadoria.**

NOVOLUX só se responsabilizará pelas incidências na entrega, quando se envie mercadorias a portes pagos (a cargo de NOVOLUX).

Os riscos respeitantes à devolução das mercadorias, serão sempre a cargo do comprador.

## 5. Prazos de disponibilidade (franco/segundo fábrica)

Os prazos de disponibilidade da mercadoria dados pela NOVOLUX são sempre aproximados e podem estar sujeitos a variações devidas aos próprios processos de gestão dos pedidos/encomendas, ou a terceiros responsáveis do transporte de mercadorias e/ou fornecimento de componentes.

Estas possíveis variações nos prazos, em nenhum caso supõem a aceitação de responsabilidade ou de penalizações por demora por parte da NOVOLUX.



**6. Serviço Especial para Espanha e Portugal (CRISTERH 1 hora / DOPO 60 Minutos / EXO 60 Minutos)**

O nosso serviço especial garante a preparação do pedido e a sua colocação à disponibilidade do transitário designado nos nossos armazéns no prazo de 1 hora.

Neste serviço os artigos terão um encargo de +6%.

Os prazos de entrega da agencia de transporte não são da responsabilidade da NOVOLUX.

**7. Projetos de iluminação**

Como serviço adicional aos nossos clientes, dispomos do nosso próprio Departamento Técnico de Projetos, onde podem consultar qualquer necessidade luminica de interior e exterior.

O nível de prestação das nossas realizações, adequa-se às necessidades de cada projeto.

**8. Amostras**

As amostras de material deverão ser solicitadas mediante um pedido/encomenda e serão facturadas.

O prazo de devolução das amostras à NOVOLUX, será no máximo de 30 dias a partir da data que figura na Guia de Remessa /Nota de entrega, e serão devolvidas com os portes pagos pelo cliente.

As amostras devolvidas que não estejam em condições para a venda (em perfeito estado e com a sua embalagem original), não poderão ser creditadas.

**9. Qualidade**

Os produtos fornecidos por NOVOLUX, cumprem com a diretiva RoHS 2002/95/CE e a Norma Europeia que marcam as diretivas 2006/95/CE indicando-se de forma visível tanto no produto como na sua caixa exterior. Apesar, de terem sido submetidos a rigorosos controlos de qualidade que garantem o seu correto funcionamento.

NOVOLUX, trabalha permanentemente para melhorar e adequar os seus produtos.

Por isso, reservamo-nos no direito a modificar, suprimir ou ampliar os nossos produtos sem aviso prévio, e sem que este seja motivo de reclamações.

Dependendo dos materiais de fabricação e para sua máxima optimização no tempo, NOVOLUX recomenda realizar os trabalhos de manutenção com a periodicidade necessária.

**10. Garantia**

Todos os produtos de NOVOLUX, possuem de um período de garantia de 2 anos a partir do momento da sua compra, ou seja data da factura. Sob pedido, poder-se-á avaliar uma ampliação da garantia a oferecer, ou uma garantia para um projeto específico, após a avaliação e análise da instalação e do ambiente e das condições de aplicação.

No caso das lâmpadas, existe um período de garantia de 1 ano, sempre que se cumpram as seguintes condições de aplicação:

- Temperatura ambiente de max. -10°C a + 40°C.
  - Min. 10mm de espaço em redor do corpo da lâmpada.
  - A instalação eléctrica em que funciona o produto não deve estar submetida a flutuações/variações de tensão dentro de um intervalo que ultrapasse o valor nominal da rede +/- 10%.
  - Máx. 50.000 comutações rápidas (tempo entre o ligado e apagado inferior a 30s)-
- Em caso de não se cumprirem estas condições, aplicar-se-á a garantia legal de 6 meses contra defeitos de fabrico.

O Departamento Técnico da Novolux é o único autorizado para determinar se se trata de um defeito de fabrico, depois de receber por escrito a incidência, onde se exigirá a factura de venda bem como a sua data.

A responsabilidade de NOVOLUX cobre a substituição do produto defeituoso, pelo mesmo ou outro similar, ou o crédito do seu valor no caso em que já não se fabrique ou que não se encontre disponível. Não lhe será exigido nenhuma outra responsabilidade por garantia ou qualquer outro conceito, explícita ou implícita, salvo aquela aqui estabelecida.

NOVOLUX não assume a responsabilidade pela má utilização e/ou aplicação dos seus produtos. Os nossos produtos perderão a sua garantia em caso de que sejam manipulados indevidamente ou instalados incorretamente.

Ficam excluídos da garantia os defeitos e deteriorações causados pelo desgaste ou uso, por causa de força maior, manutenção defeituosa, ou pelo uso inadequado do produto não especificado nem autorizado previamente pelo vendedor.

As intervenções a título de garantia não terão como efeito o prolongamento da duração da mesma.

**11. Reserva de Propriedade**

NOVOLUX reserva-se no direito de propriedade de todos os materiais que fornece, até que o comprador tenha feito o pagamento total dos mesmos.

**12. Jurisdição**

Para qualquer discrepância ou litígio que derive das citadas Condições Gerais de Venda, ambas partes se submetem à competência dos Juizes e Tribunais de Barcelona, com expressa renúncia ao seu foro próprio.

REF.	PAG.	ENERGY CLASS
002A-G05X1A-01	86	A++,A+,A,B,C,D,E
002A-G05X1A-02	86	A++,A+,A,B,C,D,E
002B-G05X1A-02	86	A++,A+,A,B,C,D,E
002C-G05X1A-02	86	A++,A+,A,B,C,D,E
002D-G05X1A-02	86	A++,A+,A,B,C,D,E
007A-G05X1A-01	90	A++,A+,A,B,C,D,E
007A-G05X1A-02	90	A++,A+,A,B,C,D,E
007B-F11B7B-01	90	A+,A
007B-F11B7B-02	90	A+,A
007B-L0111B-01	90	A++,A+,A
007C-F12C1B-01	90	A+,A
007C-L0118B-01	90	A++,A+,A
007C-L0118R-01	90	A++,A+,A
008A-F1318B-04	206	A+,A
008A-L0113B-04	206	A++,A+,A
018A-F1013B-30	116	A+,A
018A-L0107B-30	116	A++,A+,A
018B-F12C1B-30	116	A+,A
021A-G05X1A-01	83	A++,A+,A,B,C,D,E
021A-G05X1A-02	83	A++,A+,A,B,C,D,E
021B-G05X1A-01	83	A++,A+,A,B,C,D,E
021B-G05X1A-02	83	A++,A+,A,B,C,D,E
025A-L0204B-02	231	A++,A+,A
030A-L0316D-01	264	A++,A+,A
030A-L0427D-01	264	A++,A+,A
030B-L0316D-01	264	A++,A+,A
030B-L0427D-01	264	A++,A+,A
032B-F1010B-02	130	A+,A
032B-F1010B-03	130	A+,A
033A-F0224B-01	52	A+,A
033A-F0224B-03	52	A+,A
033A-F0224B-90	52	A+,A
033A-L0115B-01	52	A++,A+,A
033A-L0115B-03	52	A++,A+,A
033A-L0115B-90	52	A++,A+,A
033A-L0215B-01	52	A++,A+,A
033A-L0215B-03	52	A++,A+,A
033A-L0215B-90	52	A++,A+,A
033B-L0109B-01	52	A++,A+,A
033B-L0109B-03	52	A++,A+,A
033B-L0109B-90	52	A++,A+,A
033B-L0209B-01	52	A++,A+,A
033B-L0209B-03	52	A++,A+,A
033B-L0209B-90	52	A++,A+,A
036B-G05X1A-02	308	A++,A+,A,B,C,D,E
036D-G05X1A-02	309	A++,A+,A,B,C,D,E
036E-G05X1A-02	309	A++,A+,A,B,C,D,E
036F-G05X1A-02	309	A++,A+,A,B,C,D,E
042A-F0280B-30	216	A+,A
042B-F0280B-30	216	A+,A
042C-F0280B-30	216	A+,A
053A-G05X1A-39	310	A++,A+,A,B,C,D,E
053B-G05X1A-39	310	A++,A+,A,B,C,D,E

REF.	PAG.	ENERGY CLASS
053C-G05X1A-39	310	A++,A+,A,B,C,D,E
056B-G05X1A-02	344	A++,A+,A,B,C,D,E
056B-G31X1A-02	344	A++,A+,A
056D-G05X1A-02	345	A++,A+,A,B,C,D,E
056D-G31X1A-02	345	A++,A+,A
057B-G05X1A-02	313	A++,A+,A,B,C,D,E
057D-G05X1A-02	317	A++,A+,A,B,C,D,E
057E-G05X1A-02	317	A++,A+,A,B,C,D,E
057F-G05X1A-02	317	A++,A+,A,B,C,D,E
058A-L0105B-30	107	A++,A+,A
059A-G05X1A-01	334	A++,A+,A,B,C,D,E
059A-G05X1A-02	334	A++,A+,A,B,C,D,E
059B-G05X1A-01	337	A++,A+,A,B,C,D,E
059B-G05X1A-02	337	A++,A+,A,B,C,D,E
059C-G05X1A-01	337	A++,A+,A,B,C,D,E
059C-G05X1A-02	337	A++,A+,A,B,C,D,E
059F-G05X1A-01	337	A++,A+,A,B,C,D,E
059F-G05X1A-02	337	A++,A+,A,B,C,D,E
059G-G05X1A-01	334	A++,A+,A,B,C,D,E
059G-G05X1A-02	334	A++,A+,A,B,C,D,E
059H-G05X1A-01	336	A++,A+,A,B,C,D,E
059H-G05X1A-02	336	A++,A+,A,B,C,D,E
059I-G05X1A-01	336	A++,A+,A,B,C,D,E
059I-G05X1A-02	336	A++,A+,A,B,C,D,E
059J-G05X1A-01	337	A++,A+,A,B,C,D,E
059J-G05X1A-02	337	A++,A+,A,B,C,D,E
060A-G05X1A-01	358	A++,A+,A,B,C,D,E
060A-G05X1A-02	358	A++,A+,A,B,C,D,E
060B-G05X1A-01	358	A++,A+,A,B,C,D,E
060B-G05X1A-02	358	A++,A+,A,B,C,D,E
060D-G05X1A-01	360	A++,A+,A,B,C,D,E
060D-G05X1A-02	360	A++,A+,A,B,C,D,E
060E-G05X1A-01	361	A++,A+,A,B,C,D,E
060E-G05X1A-02	361	A++,A+,A,B,C,D,E
060G-G05X1A-01	358	A++,A+,A,B,C,D,E
060G-G05X1A-02	358	A++,A+,A,B,C,D,E
060H-G05X1A-01	359	A++,A+,A,B,C,D,E
060H-G05X1A-02	359	A++,A+,A,B,C,D,E
060I-G05X1A-01	359	A++,A+,A,B,C,D,E
060I-G05X1A-02	359	A++,A+,A,B,C,D,E
060J-G05X1A-01	360	A++,A+,A,B,C,D,E
060J-G05X1A-02	360	A++,A+,A,B,C,D,E
061B-G05X1A-01	320	A++,A+,A,B,C,D,E
061B-G05X1A-02	320	A++,A+,A,B,C,D,E
061D-G05X1A-01	322	A++,A+,A,B,C,D,E
061D-G05X1A-02	322	A++,A+,A,B,C,D,E
061E-G05X1A-01	322	A++,A+,A,B,C,D,E
061E-G05X1A-02	322	A++,A+,A,B,C,D,E
061F-G05X1A-01	322	A++,A+,A,B,C,D,E
061F-G05X1A-02	322	A++,A+,A,B,C,D,E
061G-G05X1A-01	320	A++,A+,A,B,C,D,E
061G-G05X1A-02	320	A++,A+,A,B,C,D,E
061H-G05X1A-01	321	A++,A+,A,B,C,D,E

REF.	PAG.	ENERGY CLASS
061H-G05X1A-02	321	A++,A+,A,B,C,D,E
061I-G05X1A-01	321	A++,A+,A,B,C,D,E
061I-G05X1A-02	321	A++,A+,A,B,C,D,E
061J-G05X1A-01	322	A++,A+,A,B,C,D,E
061J-G05X1A-02	322	A++,A+,A,B,C,D,E
062B-G05X1A-02	306	A++,A+,A,B,C,D,E
062G-G05X1A-02	306	A++,A+,A,B,C,D,E
063A-G05X1A-01	121	A++,A+,A,B,C,D,E
063A-G05X1A-02	121	A++,A+,A,B,C,D,E
063B-G05X1A-01	121	A++,A+,A,B,C,D,E
063B-G05X1A-02	121	A++,A+,A,B,C,D,E
064A-G05X1A-60	24	A++,A+,A,B,C,D,E
068A-G05X1A-02	196	A++,A+,A,B,C,D,E
068A-G05X1A-04	196	A++,A+,A,B,C,D,E
068A-G05X1A-05	196	A++,A+,A,B,C,D,E
068A-G05X1A-91	196	A++,A+,A,B,C,D,E
068B-G05X1A-02	196	A++,A+,A,B,C,D,E
068B-G05X1A-04	196	A++,A+,A,B,C,D,E
068B-G05X1A-05	196	A++,A+,A,B,C,D,E
068B-G05X1A-91	196	A++,A+,A,B,C,D,E
068C-G05X1A-02	197	A++,A+,A,B,C,D,E
068C-G05X1A-04	197	A++,A+,A,B,C,D,E
068C-G05X1A-05	197	A++,A+,A,B,C,D,E
068C-G05X1A-91	197	A++,A+,A,B,C,D,E
068D-G05X1A-02	197	A++,A+,A,B,C,D,E
068D-G05X1A-04	197	A++,A+,A,B,C,D,E
068D-G05X1A-05	197	A++,A+,A,B,C,D,E
068D-G05X1A-91	197	A++,A+,A,B,C,D,E
077A-L0304D-01	268	A++,A+,A
077A-L0404D-01	268	A++,A+,A
077B-L0304D-01	268	A++,A+,A
077B-L0404D-01	268	A++,A+,A
078A-G05X1A-63	28	A++,A+,A,B,C,D,E
081A-G24X1D-30	282	A++,A+,A,B,C,D,E
085A-G05X1A-30	143	A++,A+,A,B,C,D,E
089A-G05X1A-01	89	A++,A+,A,B,C,D,E
089A-G05X1A-02	89	A++,A+,A,B,C,D,E
089B-G05X1A-01	89	A++,A+,A,B,C,D,E
089B-G05X1A-02	89	A++,A+,A,B,C,D,E
091A-G05X1A-60	26	A++,A+,A,B,C,D,E
092A-G05X1A-02	184	A++,A+,A,B,C,D,E
092A-G05X1A-03	184	A++,A+,A,B,C,D,E
092A-L0117B-04	184	A++,A+,A
093A-G31X1A-30	136	A++,A+,A
093A-L0105B-30	136	A++,A+,A
093A-M0770B-30	148	A+,A
094A-M07A4B-30	150	A+,A
094B-M36A4B-30	150	A+,A
095B-G05X1A-01	330	A++,A+,A,B,C,D,E
095B-G05X1A-02	330	A++,A+,A,B,C,D,E
095C-G05X1A-01	330	A++,A+,A,B,C,D,E
095C-G05X1A-02	330	A++,A+,A,B,C,D,E
095D-G05X1A-01	331	A++,A+,A,B,C,D,E

REF.	PAG.	ENERGY CLASS
095D-G05X1A-02	331	A++,A+,A,B,C,D,E
095E-G05X1A-01	331	A++,A+,A,B,C,D,E
095E-G05X1A-02	331	A++,A+,A,B,C,D,E
095F-G05X1A-01	331	A++,A+,A,B,C,D,E
095F-G05X1A-02	331	A++,A+,A,B,C,D,E
095G-G05X1A-01	330	A++,A+,A,B,C,D,E
095G-G05X1A-02	330	A++,A+,A,B,C,D,E
095H-G05X1A-01	330	A++,A+,A,B,C,D,E
095H-G05X1A-02	330	A++,A+,A,B,C,D,E
095I-G05X1A-01	330	A++,A+,A,B,C,D,E
095I-G05X1A-02	330	A++,A+,A,B,C,D,E
095J-G05X1A-01	330	A++,A+,A,B,C,D,E
095J-G05X1A-02	330	A++,A+,A,B,C,D,E
095K-G05X1A-01	330	A++,A+,A,B,C,D,E
095K-G05X1A-02	330	A++,A+,A,B,C,D,E
095L-G05X1A-01	330	A++,A+,A,B,C,D,E
095L-G05X1A-02	330	A++,A+,A,B,C,D,E
095M-G05X1A-01	331	A++,A+,A,B,C,D,E
095M-G05X1A-02	331	A++,A+,A,B,C,D,E
095N-G05X1A-01	331	A++,A+,A,B,C,D,E
095N-G05X1A-02	331	A++,A+,A,B,C,D,E
095O-G05X1A-01	331	A++,A+,A,B,C,D,E
095O-G05X1A-02	331	A++,A+,A,B,C,D,E
095P-G05X1A-01	331	A++,A+,A,B,C,D,E
095P-G05X1A-02	331	A++,A+,A,B,C,D,E
095Q-G05X1A-01	331	A++,A+,A,B,C,D,E
095Q-G05X1A-02	331	A++,A+,A,B,C,D,E
095R-G05X1A-01	332	A++,A+,A,B,C,D,E
095R-G05X1A-02	332	A++,A+,A,B,C,D,E
095S-G05X1A-01	332	A++,A+,A,B,C,D,E
095S-G05X1A-02	332	A++,A+,A,B,C,D,E
095T-G05X1A-01	332	A++,A+,A,B,C,D,E
095T-G05X1A-02	332	A++,A+,A,B,C,D,E
095U-G05X1A-01	332	A++,A+,A,B,C,D,E
095U-G05X1A-02	332	A++,A+,A,B,C,D,E
095V-G05X1A-01	332	A++,A+,A,B,C,D,E
095V-G05X1A-02	332	A++,A+,A,B,C,D,E
095W-G05X1A-01	332	A++,A+,A,B,C,D,E
095W-G05X1A-02	332	A++,A+,A,B,C,D,E
096A-G04X1A-02	352	A++,A+,A,B,C,D,E
096B-G05X1A-01	354	A++,A+,A,B,C,D,E
096B-G05X1A-02	354	A++,A+,A,B,C,D,E
096C-G05X1A-01	354	A++,A+,A,B,C,D,E
096C-G05X1A-02	354	A++,A+,A,B,C,D,E
096D-G05X1A-01	352	A++,A+,A,B,C,D,E
096D-G05X1A-02	352	A++,A+,A,B,C,D,E
096E-G05X1A-01	352	A++,A+,A,B,C,D,E
096E-G05X1A-02	352	A++,A+,A,B,C,D,E
096F-G05X1A-01	353	A++,A+,A,B,C,D,E
096F-G05X1A-02	353	A++,A+,A,B,C,D,E
096G-G05X1A-01	353	A++,A+,A,B,C,D,E
096G-G05X1A-02	353	A++,A+,A,B,C,D,E
096H-G05X1A-01	353	A++,A+,A,B,C,D,E

REF.	PAG.	ENERGY CLASS
096H-G05X1A-02	353	A++,A+,A,B,C,D,E
096I-G05X1A-01	353	A++,A+,A,B,C,D,E
096I-G05X1A-02	353	A++,A+,A,B,C,D,E
096J-G05X1A-01	353	A++,A+,A,B,C,D,E
096J-G05X1A-02	353	A++,A+,A,B,C,D,E
096K-G05X1A-01	355	A++,A+,A,B,C,D,E
096K-G05X1A-02	355	A++,A+,A,B,C,D,E
096L-G05X1A-01	355	A++,A+,A,B,C,D,E
096L-G05X1A-02	355	A++,A+,A,B,C,D,E
096M-G05X1A-01	355	A++,A+,A,B,C,D,E
096M-G05X1A-02	355	A++,A+,A,B,C,D,E
096N-G05X1A-01	355	A++,A+,A,B,C,D,E
096N-G05X1A-02	355	A++,A+,A,B,C,D,E
096O-G05X1A-01	355	A++,A+,A,B,C,D,E
096O-G05X1A-02	355	A++,A+,A,B,C,D,E
096P-G05X1A-01	355	A++,A+,A,B,C,D,E
096P-G05X1A-02	355	A++,A+,A,B,C,D,E
096Q-G05X1A-01	356	A++,A+,A,B,C,D,E
096Q-G05X1A-02	356	A++,A+,A,B,C,D,E
096R-G05X1A-01	356	A++,A+,A,B,C,D,E
096R-G05X1A-02	356	A++,A+,A,B,C,D,E
096S-G05X1A-01	356	A++,A+,A,B,C,D,E
096S-G05X1A-02	356	A++,A+,A,B,C,D,E
096T-G05X1A-01	356	A++,A+,A,B,C,D,E
096T-G05X1A-02	356	A++,A+,A,B,C,D,E
096U-G05X1A-01	356	A++,A+,A,B,C,D,E
096U-G05X1A-02	356	A++,A+,A,B,C,D,E
096V-G05X1A-01	356	A++,A+,A,B,C,D,E
096V-G05X1A-02	356	A++,A+,A,B,C,D,E
102A-G05X1A-01	94	A++,A+,A,B,C,D,E
102A-G05X1A-02	94	A++,A+,A,B,C,D,E
102A-G05X1A-03	94	A++,A+,A,B,C,D,E
103A-H35X1A-01	242	A+,A,B,C
103A-H35X1A-02	242	A+,A,B,C
103A-H35X1A-03	242	A+,A,B,C
103A-M07A4B-02	242	A+,A
103A-M07A4B-03	242	A+,A
109A-F1426B-30	70	A+,A
109A-L0109B-30	70	A++,A+,A
109B-F1426B-30	214	A+,A
109B-L0109B-30	214	A++,A+,A
109C-F1426B-30	214	A+,A
109C-L0109B-30	214	A++,A+,A
113A-G21X1A-02	138	A++,A+,A,B,C,D,E
113A-G23X1B-02	283	A++,A+,A,B,C,D,E
113A-G23X1B-03	283	A++,A+,A,B,C,D,E
113A-G23X1D-02	283	A++,A+,A,B,C,D,E
113B-G23X1B-02	283	A++,A+,A,B,C,D,E
113B-G23X1B-03	283	A++,A+,A,B,C,D,E
114A-G05X1A-02	212	A++,A+,A,B,C,D,E
114A-G05X1A-03	212	A++,A+,A,B,C,D,E
114B-G05X1A-02	212	A++,A+,A,B,C,D,E
114B-G05X1A-03	212	A++,A+,A,B,C,D,E

REF.	PAG.	ENERGY CLASS
115A-L0301D-39	132	A++,A+,A
115A-L0701D-39	132	A++,A+,A
115A-L0901D-39	132	A++,A+,A
115A-L1001D-39	132	A++,A+,A
116A-F1013B-02	234	A+,A
118B-L0358D-30	280	A++,A+,A
118B-L0448D-30	280	A++,A+,A
119A-G04X1A-01	123	A++,A+,A,B,C,D,E
119A-G04X1A-02	123	A++,A+,A,B,C,D,E
119A-G04X1A-03	123	A++,A+,A,B,C,D,E
119A-L0109B-01	123	A++,A+,A
119A-L0109B-02	123	A++,A+,A
119A-L0109B-03	123	A++,A+,A
119B-G04X1A-01	123	A++,A+,A,B,C,D,E
119B-G04X1A-02	123	A++,A+,A,B,C,D,E
119B-G04X1A-03	123	A++,A+,A,B,C,D,E
119C-G05X1A-01	122	A++,A+,A,B,C,D,E
119C-G05X1A-02	122	A++,A+,A,B,C,D,E
119C-G05X1A-03	122	A++,A+,A,B,C,D,E
119D-G05X1A-01	122	A++,A+,A,B,C,D,E
119D-G05X1A-02	122	A++,A+,A,B,C,D,E
119D-G05X1A-03	122	A++,A+,A,B,C,D,E
126A-F0224B-71	162	A+,A
126B-F17B6B-71	162	A+,A
126C-F17B8B-71	162	A+,A
127F-G05X1A-01	311	A++,A+,A,B,C,D,E
127F-G05X1A-02	311	A++,A+,A,B,C,D,E
127G-G05X1A-01	311	A++,A+,A,B,C,D,E
127G-G05X1A-02	311	A++,A+,A,B,C,D,E
127K-G05X1A-01	311	A++,A+,A,B,C,D,E
127K-G05X1A-02	311	A++,A+,A,B,C,D,E
127L-G05X1A-01	311	A++,A+,A,B,C,D,E
127L-G05X1A-02	311	A++,A+,A,B,C,D,E
130A-G21X1A-75	164	A+,A,B
130B-G21X1A-75	164	A+,A,B
139A-F0280B-30	218	A+,A
139B-F0280B-30	218	A+,A
139C-F0280B-30	218	A+,A
144B-G05X1A-02	368	A++,A+,A,B,C,D,E
144B-G31X1A-02	368	A++,A+,A
144D-G05X1A-02	369	A++,A+,A,B,C,D,E
144D-G31X1A-02	369	A++,A+,A
144E-G05X1A-02	369	A++,A+,A,B,C,D,E
144E-G31X1A-02	369	A++,A+,A
144F-G05X1A-02	369	A++,A+,A,B,C,D,E
144F-G31X1A-02	369	A++,A+,A
144G-G05X1A-02	368	A++,A+,A,B,C,D,E
144G-G31X1A-02	368	A++,A+,A
144H-G05X1A-02	368	A++,A+,A,B,C,D,E
144H-G31X1A-02	368	A++,A+,A
145A-G05X1A-02	312	A++,A+,A,B,C,D,E
145H-G05X1A-02	315	A++,A+,A,B,C,D,E
145I-G05X1A-02	315	A++,A+,A,B,C,D,E

REF.	PAG.	ENERGY CLASS
146B-G05X1A-02	340	A++,A+,A,B,C,D,E
146B-G31X1A-02	340	A++,A+,A
146D-G05X1A-02	342	A++,A+,A,B,C,D,E
146D-G31X1A-02	342	A++,A+,A
146E-G05X1A-02	342	A++,A+,A,B,C,D,E
146E-G31X1A-02	342	A++,A+,A
146G-G05X1A-02	340	A++,A+,A,B,C,D,E
146G-G31X1A-02	340	A++,A+,A
146H-G05X1A-02	341	A++,A+,A,B,C,D,E
146H-G31X1A-02	341	A++,A+,A
147A-G05X1A-02	365	A++,A+,A,B,C,D,E
147B-G05X1A-02	365	A++,A+,A,B,C,D,E
147C-G05X1A-02	365	A++,A+,A,B,C,D,E
147D-G05X1A-02	367	A++,A+,A,B,C,D,E
147E-G05X1A-02	367	A++,A+,A,B,C,D,E
147F-G05X1A-02	367	A++,A+,A,B,C,D,E
147G-G05X1A-02	366	A++,A+,A,B,C,D,E
147H-G05X1A-02	366	A++,A+,A,B,C,D,E
147I-G05X1A-02	366	A++,A+,A,B,C,D,E
148A-G05X1A-02	312	A++,A+,A,B,C,D,E
148E-G05X1A-02	316	A++,A+,A,B,C,D,E
148G-G05X1A-02	313	A++,A+,A,B,C,D,E
148H-G05X1A-02	314	A++,A+,A,B,C,D,E
149B-G05X1A-02	338	A++,A+,A,B,C,D,E
149G-G05X1A-02	338	A++,A+,A,B,C,D,E
149H-G05X1A-02	339	A++,A+,A,B,C,D,E
149I-G05X1A-02	339	A++,A+,A,B,C,D,E
150B-G05X1A-02	362	A++,A+,A,B,C,D,E
150G-G05X1A-02	362	A++,A+,A,B,C,D,E
150H-G05X1A-02	363	A++,A+,A,B,C,D,E
150I-G05X1A-02	363	A++,A+,A,B,C,D,E
151A-G05X1A-02	312	A++,A+,A,B,C,D,E
151E-G05X1A-02	316	A++,A+,A,B,C,D,E
151H-G05X1A-02	314	A++,A+,A,B,C,D,E
151I-G05X1A-02	314	A++,A+,A,B,C,D,E
158A-G05X1A-01	88	A++,A+,A,B,C,D,E
158A-G05X1A-02	88	A++,A+,A,B,C,D,E
158B-G05X1A-01	88	A++,A+,A,B,C,D,E
158B-G05X1A-02	88	A++,A+,A,B,C,D,E
158C-G05X1A-01	88	A++,A+,A,B,C,D,E
158C-G05X1A-02	88	A++,A+,A,B,C,D,E
158D-G05X1A-01	88	A++,A+,A,B,C,D,E
158D-G05X1A-02	88	A++,A+,A,B,C,D,E
158E-G05X1A-01	88	A++,A+,A,B,C,D,E
158E-G05X1A-02	88	A++,A+,A,B,C,D,E
163A-F1226B-30	213	A+,A
163B-F1226B-30	213	A+,A
166A-G05X1A-01	81	A++,A+,A,B,C,D,E
166A-G05X1A-02	81	A++,A+,A,B,C,D,E
166B-G05X1A-01	81	A++,A+,A,B,C,D,E
166B-G05X1A-02	81	A++,A+,A,B,C,D,E
167B-G05X1A-02	307	A++,A+,A,B,C,D,E
167H-G05X1A-02	307	A++,A+,A,B,C,D,E

REF.	PAG.	ENERGY CLASS
170A-G05X1A-01	96	A++,A+,A,B,C,D,E
170A-G05X1A-02	96	A++,A+,A,B,C,D,E
170B-G05X1A-01	96	A++,A+,A,B,C,D,E
170B-G05X1A-02	96	A++,A+,A,B,C,D,E
170C-G05X1A-01	96	A++,A+,A,B,C,D,E
170C-G05X1A-02	96	A++,A+,A,B,C,D,E
174A-G05X1A-01	84	A++,A+,A,B,C,D,E
174A-G05X1A-02	84	A++,A+,A,B,C,D,E
174A-G05X1A-03	84	A++,A+,A,B,C,D,E
174B-G05X1A-01	84	A++,A+,A,B,C,D,E
174B-G05X1A-02	84	A++,A+,A,B,C,D,E
174B-G05X1A-03	84	A++,A+,A,B,C,D,E
175B-G05X1A-03	85	A++,A+,A,B,C,D,E
175D-G05X1A-03	85	A++,A+,A,B,C,D,E
179B-F02C3B-03	67	A+,A
179B-F02C3B-04	67	A+,A
179C-F1226B-01	66	A+,A
179C-F1226B-03	66	A+,A
179C-F1226B-04	66	A+,A
179C-L0109A-01	66	A++,A+,A
179C-L0109A-03	66	A++,A+,A
179C-L0109A-04	66	A++,A+,A
179D-F1226B-01	66	A+,A
179D-F1226B-03	66	A+,A
179D-F1226B-04	66	A+,A
179D-L01H2A-01	66	A++,A+,A
179D-L01H2A-03	66	A++,A+,A
179D-L01H2A-04	66	A++,A+,A
184A-G05X1A-60	165	A++,A+,A,B,C,D,E
184B-G05X1A-60	165	A++,A+,A,B,C,D,E
187A-L0304D-32	279	A++,A+,A
187A-L0404D-32	279	A++,A+,A
190A-L0202I-30	107	A++,A+,A
191A-F1013B-30	154	A+,A
191A-L0110B-30	154	A++,A+,A
192A-F1013B-02	154	A+,A
192A-L0110B-02	154	A++,A+,A
194A-G05X1A-01	364	A++,A+,A,B,C,D,E
194A-G05X1A-02	364	A++,A+,A,B,C,D,E
194B-G05X1A-01	364	A++,A+,A,B,C,D,E
194B-G05X1A-02	364	A++,A+,A,B,C,D,E
196A-H20X1A-64	30	A+,A,B,C
197A-G05X1A-64	31	A+,A
198A-G05X1A-60	166	A++,A+,A,B,C,D,E
199A-G23X1B-02	238	A++,A+,A,B,C,D,E
201A-F1010B-03	194	A+,A
201A-F1010B-04	194	A+,A
201A-F1010B-90	194	A+,A
201A-G05X1A-03	194	A++,A+,A,B,C,D,E
201A-G05X1A-04	194	A++,A+,A,B,C,D,E
201A-G05X1A-90	194	A++,A+,A,B,C,D,E
201A-L0309A-03	194	A+,A
201A-L0309A-04	194	A+,A

REF.	PAG.	ENERGY CLASS
201B-G05X1A-03	194	A++,A+,A,B,C,D,E
201B-G05X1A-04	194	A++,A+,A,B,C,D,E
201B-G05X1A-90	194	A++,A+,A,B,C,D,E
201B-L0309A-03	194	A+,A
201B-L0309A-04	194	A+,A
204A-G21X1A-02	64	A++,A+,A,B,C,D,E
204A-G21X1A-03	64	A++,A+,A,B,C,D,E
204A-G31X1A-03	64	A++,A+,A
204A-L0105B-02	64	A++,A+,A
204A-L0105B-03	64	A++,A+,A
204B-L01C4B-02	64	A++,A+,A
204B-L01C4B-03	64	A++,A+,A
204C-L01H1B-02	64	A++,A+,A
204C-L01H1B-03	64	A++,A+,A
212A-G31X1A-34	295	A++,A+,A
212B-G31X1A-34	295	A++,A+,A
212C-G31X1A-34	295	A++,A+,A
220B-L0203D-30	274	A++,A+,A
220B-L0403D-30	274	A++,A+,A
222B-G05X1A-02	189	A++,A+,A,B,C,D,E
222B-G05X1A-03	189	A++,A+,A,B,C,D,E
222B-G05X1A-90	189	A++,A+,A,B,C,D,E
222C-G05X1A-02	189	A++,A+,A,B,C,D,E
222C-G05X1A-03	189	A++,A+,A,B,C,D,E
222C-G05X1A-90	189	A++,A+,A,B,C,D,E
222D-G05X1A-02	189	A++,A+,A,B,C,D,E
222D-G05X1A-03	189	A++,A+,A,B,C,D,E
222D-G05X1A-90	189	A++,A+,A,B,C,D,E
227A-L01D1A-64	26	A++,A+,A
231A-L0304D-01	270	A++,A+,A
231A-L0404D-01	270	A++,A+,A
231B-L0304D-01	270	A++,A+,A
231B-L0404D-01	270	A++,A+,A
233A-L2427D-04	260	A++,A+,A
233B-L2416D-03	260	A++,A+,A
237A-F2626B-30	144	A+,A
238A-G04X1A-30	120	A++,A+,A,B,C,D,E
238B-G04X1A-30	120	A++,A+,A,B,C,D,E
238D-G05X1A-30	120	A++,A+,A,B,C,D,E
238E-G05X1A-30	120	A++,A+,A,B,C,D,E
240A-G05X1A-01	99	A++,A+,A,B,C,D,E
240A-G05X1A-02	99	A++,A+,A,B,C,D,E
240B-G05X1A-01	98	A++,A+,A,B,C,D,E
240B-G05X1A-02	98	A++,A+,A,B,C,D,E
240C-G05X1A-01	98	A++,A+,A,B,C,D,E
240C-G05X1A-02	98	A++,A+,A,B,C,D,E
240D-G05X1A-01	99	A++,A+,A,B,C,D,E
240D-G05X1A-02	99	A++,A+,A,B,C,D,E
248A-G05X1A-04	302	A++,A+,A,B,C,D,E
248B-G05X1A-04	302	A++,A+,A,B,C,D,E
248C-G05X1A-04	303	A++,A+,A,B,C,D,E
248D-G05X1A-04	303	A++,A+,A,B,C,D,E
249A-G31X1A-30	153	A++,A+,A

REF.	PAG.	ENERGY CLASS
253A-L0316D-01	266	A++,A+,A
253A-L0427D-01	266	A++,A+,A
253B-L03B3D-01	266	A++,A+,A
253B-L0427D-01	266	A++,A+,A
255A-G05X1A-01	95	A++,A+,A,B,C,D,E
255A-G05X1A-02	95	A++,A+,A,B,C,D,E
255B-G05X1A-01	95	A++,A+,A,B,C,D,E
255B-G05X1A-02	95	A++,A+,A,B,C,D,E
255C-G05X1A-01	95	A++,A+,A,B,C,D,E
255C-G05X1A-02	95	A++,A+,A,B,C,D,E
261A-F1226B-01	109	A+,A
261A-F1226B-04	109	A+,A
261A-F1226B-90	109	A+,A
261A-L0109B-01	109	A++,A+,A
261A-L0109B-04	109	A++,A+,A
261A-L0109B-90	109	A++,A+,A
261A-L0209B-01	109	A++,A+,A
261A-L0209B-04	109	A++,A+,A
261A-L0209B-90	109	A++,A+,A
261B-L0109B-01	109	A++,A+,A
261B-L0109B-04	109	A++,A+,A
261B-L0109B-90	109	A++,A+,A
261B-L0209B-01	109	A++,A+,A
261B-L0209B-04	109	A++,A+,A
261B-L0209B-90	109	A++,A+,A
261C-H20X1A-01	109	A+,A,B,C
261C-H20X1A-04	109	A+,A,B,C
261C-H20X1A-90	109	A+,A,B,C
261C-L0105B-01	109	A++,A+,A
261C-L0105B-04	109	A++,A+,A
261C-L0105B-90	109	A++,A+,A
261C-L0205B-01	109	A++,A+,A
261C-L0205B-04	109	A++,A+,A
261C-L0205B-90	109	A++,A+,A
262A-G21X1A-30	152	A++,A+,A,B,C,D,E
262A-L0105B-30	152	A++,A+,A
262B-L0308A-30	152	A++,A+,A
274A-L0103B-02	185	A++,A+,A
274B-L0103B-02	185	A++,A+,A
277A-L0119B-04	74	A++,A+,A
277A-L0219B-04	74	A++,A+,A
277B-L0119B-04	190	A++,A+,A
277B-L0219B-04	190	A++,A+,A
278A-F0124B-04	74	A+,A
278B-F0124B-04	190	A+,A
284A-F1118B-03	119	A+,A
284A-F1118B-30	118	A+,A
284A-L0110B-03	119	A++,A+,A
284A-L0110B-30	118	A++,A+,A
289A-F1318B-02	108	A+,A
289A-F1318B-03	108	A+,A
289A-L0110B-04	108	A++,A+,A
290A-G21X1A-30	104	A+,A,B,C

REF.	PAG.	ENERGY CLASS
290A-L0210H-30	104	A++,A+,A
292A-G05X1A-60	167	A+,A
294A-G05X1A-04	240	A++,A+,A,B,C,D,E
294B-G05X1A-04	240	A++,A+,A,B,C,D,E
294C-G05X1A-04	240	A++,A+,A,B,C,D,E
294D-G05X1A-04	240	A++,A+,A,B,C,D,E
295A-F1226B-02	148	A+,A
296A-M0735B-30	146	A+,A
296A-M0770B-30	146	A+,A
296B-M0735B-30	146	A+,A
296B-M0770B-30	146	A+,A
298A-G21X1A-74	168	A+,A,B
298B-G21X1A-74	168	A+,A,B
302A-H20X1A-02	128	A+,A,B,C
302A-H20X1A-03	128	A+,A,B,C
302A-L0105B-04	128	A++,A+,A
302B-H20X1A-02	128	A+,A,B,C
302B-H20X1A-03	128	A+,A,B,C
302B-L0105B-04	128	A++,A+,A
302C-H20X1A-02	128	A+,A,B,C
302C-H20X1A-03	128	A+,A,B,C
302C-L0105B-04	128	A++,A+,A
303A-F1010B-02	129	A+,A
303A-H20X1A-02	129	A+,A,B,C
303A-L0206A-04	129	A++,A+,A
303B-F1010B-02	129	A+,A
303B-H20X1A-02	129	A+,A,B,C
303B-L0206A-04	129	A++,A+,A
303C-F1010B-02	129	A+,A
303C-H20X1A-02	129	A+,A,B,C
303C-L0206A-04	129	A++,A+,A
307B-F3057B-03	82	A+,A
307B-F3057B-03	82	A+,A
307B-G05X1A-01	82	A++,A+,A,B,C,D,E
307B-G05X1A-03	82	A++,A+,A,B,C,D,E
309A-G31X1A-04	92	A++,A+,A
309B-G31X1A-04	92	A++,A+,A
309E-G31X1A-30	140	A++,A+,A
309F-G31X1A-30	140	A++,A+,A
312A-G05X1A-01	92	A++,A+,A,B,C,D,E
312A-G05X1A-02	92	A++,A+,A,B,C,D,E
312A-G05X1A-03	92	A++,A+,A,B,C,D,E
316A-F2626B-01	106	A+,A
316A-F2626B-30	106	A+,A
316B-L0126B-30	106	A++,A+,A
319A-G21X1A-02	232	A++,A+,A,B,C,D,E
319A-G21X1A-03	232	A++,A+,A,B,C,D,E
319B-G21X1A-02	232	A++,A+,A,B,C,D,E
319B-G21X1A-03	232	A++,A+,A,B,C,D,E
320A-G23X1B-02	234	A++,A+,A,B,C,D,E
330A-L0105B-03	73	A++,A+,A
330A-L0105B-04	73	A++,A+,A
330A-L0105B-90	73	A++,A+,A

REF.	PAG.	ENERGY CLASS
330A-L0205B-03	73	A++,A+,A
330A-L0205B-04	73	A++,A+,A
330A-L0205B-90	73	A++,A+,A
330B-F1426B-03	73	A+,A
330B-F1426B-04	73	A+,A
330B-F1426B-90	73	A+,A
330B-L0113B-03	73	A++,A+,A
330B-L0113B-04	73	A++,A+,A
330B-L0113B-90	73	A++,A+,A
330B-L0213B-03	73	A++,A+,A
330B-L0213B-04	73	A++,A+,A
330B-L0213B-90	73	A++,A+,A
331A-F12C1B-01	74	A+,A
331A-F12C1B-02	74	A+,A
331A-F12C1B-03	74	A+,A
332B-G05X1A-01	304	A++,A+,A,B,C,D,E
332B-G05X1A-02	304	A++,A+,A,B,C,D,E
332D-G05X1A-01	305	A++,A+,A,B,C,D,E
332D-G05X1A-02	305	A++,A+,A,B,C,D,E
332E-G05X1A-01	305	A++,A+,A,B,C,D,E
332E-G05X1A-02	305	A++,A+,A,B,C,D,E
332F-G05X1A-01	305	A++,A+,A,B,C,D,E
332F-G05X1A-02	305	A++,A+,A,B,C,D,E
332G-G05X1A-01	304	A++,A+,A,B,C,D,E
332G-G05X1A-02	304	A++,A+,A,B,C,D,E
341B-L0118B-30	156	A++,A+,A
341C-L0127B-30	156	A++,A+,A
343A-L0108B-04	186	A++,A+,A
343B-L01G8B-04	186	A++,A+,A
344A-G05X1A-02	319	A++,A+,A,B,C,D,E
344B-G05X1A-02	319	A++,A+,A,B,C,D,E
344C-G05X1A-02	319	A++,A+,A,B,C,D,E
344D-G05X1A-02	318	A++,A+,A,B,C,D,E
344E-G05X1A-02	318	A++,A+,A,B,C,D,E
344F-G05X1A-02	318	A++,A+,A,B,C,D,E
344G-G05X1A-02	318	A++,A+,A,B,C,D,E
345A-G05X1A-02	319	A++,A+,A,B,C,D,E
345B-G05X1A-02	319	A++,A+,A,B,C,D,E
345C-G05X1A-02	319	A++,A+,A,B,C,D,E
345D-G05X1A-02	319	A++,A+,A,B,C,D,E
346B-G05X1A-02	370	A++,A+,A,B,C,D,E
346D-G05X1A-02	371	A++,A+,A,B,C,D,E
346E-G05X1A-02	371	A++,A+,A,B,C,D,E
346H-G05X1A-02	370	A++,A+,A,B,C,D,E
348B-G05X1A-02	350	A++,A+,A,B,C,D,E
348D-G05X1A-02	351	A++,A+,A,B,C,D,E
348E-G05X1A-02	351	A++,A+,A,B,C,D,E
348H-G05X1A-02	350	A++,A+,A,B,C,D,E
351A-G05X1A-04	204	A++,A+,A,B,C,D,E
351B-G05X1A-04	204	A++,A+,A,B,C,D,E
351C-F02C5B-04	205	A+,A
351C-M05C6B-04	205	A+,A
351D-F17B9B-04	205	A+,A

REF.	PAG.	ENERGY CLASS
351E-F17B9B-04	205	A+A
351E-M05C6B-04	205	A+A
351F-M05C6B-04	205	A+A
352A-F1722B-60	24	A+A
368C-L2305D-01	393	A++,A+,A
369C-L2308D-01	393	A++,A+,A
369C-L2308D-02	393	A++,A+,A
369D-L2003B-01	393	A++,A+,A
369D-L2003B-02	393	A++,A+,A
371A-L3309B-01	393	A++,A+,A
378A-L3103A-01	391	A++,A+,A
378A-L3103A-02	391	A++,A+,A
378A-L3104A-01	391	A++,A+,A
378A-L3106A-01	391	A++,A+,A
378A-L3106A-02	391	A++,A+,A
378B-L3107A-01	391	A++,A+,A
378B-L3107A-02	391	A++,A+,A
378B-L3110A-01	391	A++,A+,A
378B-L3110A-02	391	A++,A+,A
378C-L3111A-01	391	A++,A+,A
378C-L3111A-02	391	A++,A+,A
382A-L0316D-30	280	A++,A+,A
382A-L0422D-30	280	A++,A+,A
383A-L0304D-92	284	A++,A+,A
383A-L0404D-92	284	A++,A+,A
384A-L0302D-30	274	A++,A+,A
385A-L0316F-30	277	A++,A+,A
385A-L0416F-30	277	A++,A+,A
385B-L0308F-30	277	A++,A+,A
385B-L0408F-30	277	A++,A+,A
386A-L0427D-00	261	A++,A+,A
386B-L0427D-00	261	A++,A+,A
387A-L2448D-04	260	A++,A+,A
387A-L2458D-03	260	A++,A+,A
388A-F0224B-04	200	A+A
388B-F0224B-04	200	A+A
388C-F0280B-04	200	A+A
388D-F0280B-04	200	A+A
388E-F0280B-04	200	A+A
389A-F1226B-02	198	A+A
389A-F1226B-03	198	A+A
390A-F1226B-02	198	A+A
390A-F1226B-03	198	A+A
391A-F0224B-04	202	A+A
391B-F0224B-04	202	A+A
391C-F0280B-04	202	A+A
391D-F0280B-04	202	A+A
391E-F0280B-04	202	A+A
392A-G05X1A-01	252	A++,A+,A,B,C,D,E
392B-G05X1A-01	252	A++,A+,A,B,C,D,E
392C-G05X1A-01	252	A++,A+,A,B,C,D,E
393A-G05X1A-01	254	A++,A+,A,B,C,D,E
393B-G05X1A-01	254	A++,A+,A,B,C,D,E

REF.	PAG.	ENERGY CLASS
394A-G05X1A-01	256	A++,A+,A,B,C,D,E
394B-G05X1A-01	256	A++,A+,A,B,C,D,E
395A-G05X1A-01	256	A++,A+,A,B,C,D,E
396A-L0403L-01	252	A++,A+,A
396B-L0403L-01	252	A++,A+,A
397A-L0403L-01	254	A++,A+,A
397B-L0403L-01	254	A++,A+,A
398A-G21X1A-04	60	A++,A+,A,B,C,D,E
398A-G21X1A-90	60	A++,A+,A,B,C,D,E
398A-L0105B-04	60	A++,A+,A
398A-L0105B-90	60	A++,A+,A
398B-G21X1A-04	60	A++,A+,A,B,C,D,E
398B-G21X1A-90	60	A++,A+,A,B,C,D,E
398B-L01C4B-04	60	A++,A+,A
398B-L01C4B-90	60	A++,A+,A
398C-L0109B-04	59	A++,A+,A
398C-L0109B-90	59	A++,A+,A
398C-L01G9B-04	59	A++,A+,A
398C-L01G9B-90	59	A++,A+,A
398D-G2150A-02	59	A++,A+,A,B,C,D,E
398D-G2150A-03	59	A++,A+,A,B,C,D,E
398D-L0109B-02	59	A++,A+,A
398D-L0109B-03	59	A++,A+,A
399A-G21X1A-04	56	A++,A+,A,B,C,D,E
399A-G21X1A-90	56	A++,A+,A,B,C,D,E
399B-G21X1A-04	56	A++,A+,A,B,C,D,E
399B-G21X1A-90	56	A++,A+,A,B,C,D,E
399C-G05X1A-04	58	A++,A+,A,B,C,D,E
399C-G05X1A-90	58	A++,A+,A,B,C,D,E
399C-L0118B-04	58	A++,A+,A
399C-L0118B-90	58	A++,A+,A
399C-L01H3B-04	58	A++,A+,A
399C-L01H3B-90	58	A++,A+,A
399D-G05X1A-04	58	A++,A+,A,B,C,D,E
399D-G05X1A-90	58	A++,A+,A,B,C,D,E
399E-L0105B-04	56	A++,A+,A
399E-L0105B-90	56	A++,A+,A
399E-L01C4B-04	56	A++,A+,A
399E-L01C4B-90	56	A++,A+,A
399F-L0105B-04	56	A++,A+,A
400A-G31X1A-04	62	A++,A+,A
400A-G31X1A-90	62	A++,A+,A
400B-G31X1A-04	62	A++,A+,A
400B-G31X1A-90	62	A++,A+,A
400C-G31X1A-01	62	A++,A+,A
400C-G31X1A-04	62	A++,A+,A
401A-G05X1A-03	112	A++,A+,A,B,C,D,E
401A-G05X1A-04	112	A++,A+,A,B,C,D,E
401A-L0113B-03	112	A++,A+,A
401A-L0113B-04	112	A++,A+,A
401B-G05X1A-03	112	A++,A+,A,B,C,D,E
401B-G05X1A-04	112	A++,A+,A,B,C,D,E
401B-L0113B-03	112	A++,A+,A



REF.	PAG.	ENERGY CLASS
401B-L0113B-04	112	A++,A+,A
402A-L0112B-02	246	A++,A+,A
402B-L0139B-02	246	A++,A+,A
402C-L0151B-02	246	A++,A+,A
402D-L0175B-02	247	A++,A+,A
403A-L0112B-01	42	A++,A+,A
403B-L0130B-01	42	A++,A+,A
403C-L0105B-01	42	A++,A+,A
404A-L0112B-30	142	A++,A+,A
404B-L0118B-30	142	A++,A+,A
404B-L0127B-30	142	A++,A+,A
405A-G05X1A-04	323	A++,A+,A,B,C,D,E
405C-G05X1A-04	323	A++,A+,A,B,C,D,E
405D-G05X1A-04	324	A++,A+,A,B,C,D,E
405E-G05X1A-04	324	A++,A+,A,B,C,D,E
405F-G05X1A-04	324	A++,A+,A,B,C,D,E
406A-G05X1A-04	346	A++,A+,A,B,C,D,E
406B-G05X1A-04	346	A++,A+,A,B,C,D,E
406C-G05X1A-04	346	A++,A+,A,B,C,D,E
406D-G05X1A-04	348	A++,A+,A,B,C,D,E
406E-G05X1A-04	348	A++,A+,A,B,C,D,E
406F-G05X1A-04	348	A++,A+,A,B,C,D,E
407B-G31X1A-02	374	A++,A+,A
407B-M0570B-02	374	A+,A
407D-G31X1A-02	372	A++,A+,A
407D-M0570B-02	372	A+,A
407E-G31X1A-02	372	A++,A+,A
407E-M0570B-02	372	A+,A
408B-G31X1A-02	374	A++,A+,A
408B-M0570B-02	374	A+,A
408D-G31X1A-02	376	A++,A+,A
408D-M0570B-02	376	A+,A
408E-G31X1A-02	376	A++,A+,A
408E-M0570B-02	376	A+,A
410A-G21X1A-30	134	A++,A+,A,B,C,D,E
410A-G21X1A-34	134	A++,A+,A
458A-G05X1A-04	250	A++,A+,A,B,C,D,E
459A-G04X1A-01	250	A++,A+,A,B,C,D,E
460A-L0205A-04	237	A++,A+,A
460B-L0205A-04	237	A++,A+,A
461A-L0206A-03	49	A++,A+,A
461A-L0206A-04	49	A++,A+,A
461B-L0206A-04	179	A++,A+,A
462A-L0205B-04	186	A++,A+,A
462A-L0205B-90	186	A++,A+,A
464A-L0124F-00	382	A++,A+,A
464A-L0172F-00	382	A++,A+,A
464A-L0224F-00	382	A++,A+,A
464A-L0472F-00	383	A++,A+,A
464B-L0105F-00	382	A++,A+,A
464B-L0115F-00	382	A++,A+,A
464B-L0205F-00	382	A++,A+,A
464B-L0415F-00	383	A++,A+,A

REF.	PAG.	ENERGY CLASS
464C-L0172F-00	382	A++,A+,A
464D-L0115F-00	382	A++,A+,A
465A-L0124F-29	385	A++,A+,A
465B-L0172F-29	384	A++,A+,A
465C-L0115F-29	384	A++,A+,A
465D-L0172F-29	384	A++,A+,A
465E-L0115F-29	384	A++,A+,A
465F-L0124F-29	384	A++,A+,A
465F-L0224F-29	384	A++,A+,A
465F-L0472F-29	385	A++,A+,A
465G-L0105F-29	384	A++,A+,A
465G-L0205F-29	384	A++,A+,A
465G-L0415F-29	385	A++,A+,A
471A-M0770B-03	222	A+,A
472A-F1426B-03	224	A+,A
472B-G05X1A-03	70	A++,A+,A,B,C,D,E
473A-F2718B-41	207	A+,A
474A-G05X1A-02	208	A++,A+,A,B,C,D,E
474A-G05X1A-41	208	A++,A+,A,B,C,D,E
474B-G05X1A-02	208	A++,A+,A,B,C,D,E
474B-G05X1A-41	208	A++,A+,A,B,C,D,E
475A-F1318B-04	50	A+,A
476A-G05X1A-02	296	A++,A+,A,B,C,D,E
476A-G05X1A-37	296	A++,A+,A,B,C,D,E
476A-G05X1A-41	296	A++,A+,A,B,C,D,E
476B-G05X1A-02	297	A++,A+,A,B,C,D,E
476C-G05X1A-02	296	A++,A+,A,B,C,D,E
476C-G05X1A-37	296	A++,A+,A,B,C,D,E
476C-G05X1A-41	296	A++,A+,A,B,C,D,E
476D-G05X1A-02	297	A++,A+,A,B,C,D,E
477A-L0101H-30	131	A++,A+,A
477A-L0201H-30	131	A++,A+,A
477B-L0102J-30	131	A++,A+,A
477B-L0202J-30	131	A++,A+,A
477C-L0103M-30	131	A++,A+,A
477C-L0203M-30	131	A++,A+,A
479A-L0126B-30	147	A++,A+,A
479A-L0226B-30	147	A++,A+,A
479B-L0126B-30	147	A++,A+,A
479B-L0226B-30	147	A++,A+,A
480A-F2942B-04	190	A+,A
480A-L0226B-04	192	A++,A+,A
480B-F2942B-04	190	A+,A
480B-L0239B-04	192	A++,A+,A
481A-L0112B-30	138	A++,A+,A
481A-L0212B-30	138	A++,A+,A
482A-L0126B-30	147	A++,A+,A
482A-L0226B-30	147	A++,A+,A
483A-L0112B-01	48	A++,A+,A
483A-L0112B-03	48	A++,A+,A
483B-L0107B-01	48	A++,A+,A
483B-L0107B-03	48	A++,A+,A
483C-L01C1B-01	48	A++,A+,A

REF.	PAG.	ENERGY CLASS
483C-L01C1B-03	48	A++,A+,A
484A-G05X1A-41	72	A++,A+,A,B,C,D,E
485A-G21X1A-04	236	A++,A+,A,B,C,D,E
485B-G21X1A-04	236	A++,A+,A,B,C,D,E
486A-L0248B-39	226	A++,A+,A
490A-L02G2B-02	179	A++,A+,A
490A-L02G2B-90	179	A++,A+,A
491A-L0205B-02	180	A++,A+,A
491A-L0205B-39	180	A++,A+,A
492A-L0205B-02	176	A++,A+,A
492A-L0205B-90	176	A++,A+,A
556A-M3670B-04	68	A+,A
556B-M3670B-04	68	A+,A
560A-L0209A-04	178	A++,A+,A
561A-L0109B-01	40	A++,A+,A
561A-L0109B-03	40	A++,A+,A
561A-L0109B-04	40	A++,A+,A
561A-L0209B-01	40	A++,A+,A
561A-L0209B-03	40	A++,A+,A
561A-L0209B-04	40	A++,A+,A
561B-L0120B-01	40	A++,A+,A
561B-L0120B-03	40	A++,A+,A
561B-L0120B-04	40	A++,A+,A
561B-L0220B-01	40	A++,A+,A
561B-L0220B-03	40	A++,A+,A
561B-L0220B-04	40	A++,A+,A
562A-L0109B-01	38	A++,A+,A
562A-L0109B-03	38	A++,A+,A
562A-L0109B-04	38	A++,A+,A
562A-L0209B-01	38	A++,A+,A
562A-L0209B-03	38	A++,A+,A
562A-L0209B-04	38	A++,A+,A
562B-L0113B-01	38	A++,A+,A
562B-L0113B-03	38	A++,A+,A
562B-L0113B-04	38	A++,A+,A
562B-L0213B-01	38	A++,A+,A
562B-L0213B-03	38	A++,A+,A
562B-L0213B-04	38	A++,A+,A
563A-L0120B-03	76	A++,A+,A
563A-L0120B-04	76	A++,A+,A
563A-L0220B-03	76	A++,A+,A
563A-L0220B-04	76	A++,A+,A
564A-L0120B-03	77	A++,A+,A
564A-L0120B-04	77	A++,A+,A
564A-L0220B-03	77	A++,A+,A
564A-L0220B-04	77	A++,A+,A
565A-L0114B-04	36	A++,A+,A
565A-L0114B-30	35	A++,A+,A
565A-L0213B-04	36	A++,A+,A
565A-L0213B-30	35	A++,A+,A
565B-L0114B-04	36	A++,A+,A
565B-L0114B-30	35	A++,A+,A
565B-L0213B-04	36	A++,A+,A

REF.	PAG.	ENERGY CLASS
565B-L0213B-30	35	A++,A+,A
566A-L0114B-04	34	A++,A+,A
566A-L0114B-30	32	A++,A+,A
566A-L0213B-04	34	A++,A+,A
566A-L0213B-30	32	A++,A+,A
566B-L0114B-04	34	A++,A+,A
566B-L0114B-30	32	A++,A+,A
566B-L0213B-04	34	A++,A+,A
566B-L0213B-30	32	A++,A+,A
567A-L0213B-04	244	A++,A+,A
568A-L0235B-04	221	A++,A+,A
568A-M0570B-04	220	A++,A+,A,B,C,D,E
569A-L0130B-01	44	A++,A+,A
569B-L0112B-01	44	A++,A+,A
569C-L0105B-01	44	A++,A+,A
569C-L0105B-02	44	A++,A+,A
569C-L0105B-90	44	A++,A+,A
569D-L0105B-01	45	A++,A+,A
569D-L0105B-02	45	A++,A+,A
569D-L0105B-90	45	A++,A+,A
569E-L0105B-02	188	A++,A+,A
569E-L0105B-90	188	A++,A+,A
570A-L0105B-30	133	A++,A+,A
570B-L0105B-30	133	A++,A+,A
573A-G05X1A-34	294	A++,A+,A,B,C,D,E
573B-G05X1A-34	294	A++,A+,A,B,C,D,E
574A-G1226B-03	111	A+,A
574A-G1226B-04	111	A+,A
574B-G1226B-03	111	A+,A
574B-G1226B-04	111	A+,A
574C-G1013B-03	110	A+,A
574C-G1013B-04	110	A+,A
574C-L0109B-03	110	A++,A+,A
574C-L0109B-04	110	A++,A+,A
574D-G1013B-03	110	A+,A
574D-G1013B-04	110	A+,A
574D-L0109B-03	110	A++,A+,A
574D-L0109B-04	110	A++,A+,A
575A-F13B7B-04	80	A+,A
575A-F13B7P-04	80	A+,A
575A-F14C1B-04	80	A+,A
575A-F14C1P-04	80	A+,A
575A-G05X1A-01	80	A++,A+,A,B,C,D,E
575A-G05X1A-03	80	A++,A+,A,B,C,D,E
575A-G05X1A-04	80	A++,A+,A,B,C,D,E
575A-G05X1A-91	80	A++,A+,A,B,C,D,E
575B-G05X1A-01	78	A++,A+,A,B,C,D,E
575B-G05X1A-03	78	A++,A+,A,B,C,D,E
575B-G05X1A-04	78	A++,A+,A,B,C,D,E
575B-G05X1A-91	78	A++,A+,A,B,C,D,E
575B-L0118B-01	78	A++,A+,A
575B-L0118B-03	78	A++,A+,A
575B-L0118B-04	78	A++,A+,A

REF.	PAG.	ENERGY CLASS
575B-L0118B-91	78	A++,A+,A
575C-G05X1A-01	78	A++,A+,A,B,C,D,E
575C-G05X1A-03	78	A++,A+,A,B,C,D,E
575C-G05X1A-04	78	A++,A+,A,B,C,D,E
575C-G05X1A-91	78	A++,A+,A,B,C,D,E
575C-L0118B-01	78	A++,A+,A
575C-L0118B-03	78	A++,A+,A
575C-L0118B-04	78	A++,A+,A
575C-L0118B-91	78	A++,A+,A
576A-G31X1A-30	114	A++,A+,A
576B-G31X1A-03	114	A++,A+,A
577A-G31X1A-30	115	A++,A+,A
577B-G31X1A-03	115	A++,A+,A
578A-L2104A-01	393	A++,A+,A
578A-L2104A-02	393	A++,A+,A
578A-L2105A-01	393	A++,A+,A
578A-L2105A-02	393	A++,A+,A
580A-L0104B-03	46	A++,A+,A
580A-L0104B-04	46	A++,A+,A
580B-L0110B-03	46	A++,A+,A
580B-L0110B-04	46	A++,A+,A
581A-L0113B-03	68	A++,A+,A
582A-L0101H-30	102	A++,A+,A
582A-L0201H-30	102	A++,A+,A
582B-L0102J-30	102	A++,A+,A
582B-L0202J-30	102	A++,A+,A
582C-L0103M-30	103	A++,A+,A
582C-L0203M-30	103	A++,A+,A
583A-L0140B-01	396	A++,A+,A
583A-L0240B-01	396	A++,A+,A
599A-L0118B-01	395	A++,A+,A
599A-L0124B-01	395	A++,A+,A
599A-L0218B-01	395	A++,A+,A
599A-L0224B-01	395	A++,A+,A
599A-L0318B-01	395	A++,A+,A
632C-L0504B-01	392	A++,A+,A
632C-L0506B-01	392	A++,A+,A
632C-L0507B-01	392	A++,A+,A
632D-L0404B-01	392	A++,A+,A
632E-L0404B-01	392	A++,A+,A
632F-L0504B-01	392	A++,A+,A
632G-L0504B-01	392	A++,A+,A
649A-L0117B-03	245	A++,A+,A
649A-L0217B-03	245	A++,A+,A
649B-L0133B-03	245	A++,A+,A
649B-L0233B-03	245	A++,A+,A
650A-L0117B-03	158	A++,A+,A
650A-L0217B-03	158	A++,A+,A
650B-L0133B-03	158	A++,A+,A
650B-L0233B-03	158	A++,A+,A
650C-L0117B-03	159	A++,A+,A
650C-L0217B-03	159	A++,A+,A
650D-L0133B-03	159	A++,A+,A

REF.	PAG.	ENERGY CLASS
650D-L0233B-03	159	A++,A+,A
651A-L0115B-03	55	A++,A+,A
651A-L0215B-03	55	A++,A+,A
651B-L0115B-03	55	A++,A+,A
651B-L0215B-03	55	A++,A+,A
652A-L0115B-03	54	A++,A+,A
652A-L0215B-03	54	A++,A+,A
652B-L0115B-03	54	A++,A+,A
652B-L0215B-03	54	A++,A+,A
654A-L0101F-03	126	A++,A+,A
654A-L0201F-03	126	A++,A+,A
654B-L0104F-03	127	A++,A+,A
654B-L0204F-03	127	A++,A+,A
654C-L0101F-03	126	A++,A+,A
654C-L0201F-03	126	A++,A+,A
654D-L0104F-03	127	A++,A+,A
654D-L0204F-03	127	A++,A+,A
654E-L0101F-03	126	A++,A+,A
654E-L0201F-03	126	A++,A+,A
654F-L0104F-03	127	A++,A+,A
654F-L0204F-03	127	A++,A+,A
655A-G31X1A-02	378	A++,A+,A,B,C,D,E
656A-G21X1A-71	170	A++,A+,A,B,C,D,E
656A-G21X1A-74	170	A++,A+,A,B,C,D,E
657A-G21X1A-04	172	A++,A+,A,B,C,D,E
657A-G21X1A-11	172	A++,A+,A,B,C,D,E
657A-G21X1A-90	172	A++,A+,A,B,C,D,E
658A-L0209B-04	20,174	A++,A+,A
658A-L0209B-11	20,174	A++,A+,A
658A-L0209B-90	20,174	A++,A+,A
658B-L0209B-04	174	A++,A+,A
658B-L0209B-11	174	A++,A+,A
658B-L0209B-90	174	A++,A+,A
659A-G05X1A-04	22	A++,A+,A
659A-G05X1A-11	22	A++,A+,A
659A-G05X1A-90	22	A++,A+,A
660A-L0303D-30	278	A++,A+,A
660A-L0403D-30	278	A++,A+,A
661A-L0304D-30	272	A++,A+,A
661A-L0404D-30	272	A++,A+,A
662A-L0304D-30	136,276	A++,A+,A
662A-L0404D-30	136,276	A++,A+,A
663A-L0113B-03	182	A++,A+,A
663A-L0113B-04	182	A++,A+,A
664A-L0110H-30	133	A++,A+,A
664A-L0210H-30	133	A++,A+,A
665A-L0101H-43	124	A++,A+,A
665A-L0201H-43	124	A++,A+,A
665B-L0102I-43	124	A++,A+,A
665B-L0202I-43	124	A++,A+,A
665C-L0102J-43	124	A++,A+,A
665C-L0202J-43	124	A++,A+,A
665D-L0101H-43	125	A++,A+,A

REF.	PAG.	ENERGY CLASS
665D-L0201H-43	125	A++,A+,A
665E-L0102I-43	125	A++,A+,A
665E-L0202I-43	125	A++,A+,A
665F-L0102J-43	125	A++,A+,A
665F-L0202J-43	125	A++,A+,A
666A-L0101H-43	230	A++,A+,A
666A-L0201H-43	230	A++,A+,A
666B-L0102I-43	230	A++,A+,A
666B-L0202I-43	230	A++,A+,A
666C-L0102J-43	230	A++,A+,A
666C-L0202J-43	230	A++,A+,A
667A-G05X1A-33	292	A++,A+,A,B,C,D,E
667B-G05X1A-33	292	A++,A+,A,B,C,D,E
667C-G05X1A-33	292	A++,A+,A,B,C,D,E
668A-G05X1A-33	291	A++,A+,A,B,C,D,E
669A-G05X1A-02	210	A++,A+,A,B,C,D,E
669B-L0113B-02	210	A++,A+,A,B,C,D,E
669C-G05X1A-02	211	A++,A+,A,B,C,D,E
669D-G05X1A-02	211	A++,A+,A,B,C,D,E
670A-G05X1A-33	288	A++,A+,A,B,C,D,E
670B-G05X1A-33	288	A++,A+,A,B,C,D,E
671A-G05X1A-33	290	A++,A+,A,B,C,D,E
671B-G05X1A-33	290	A++,A+,A,B,C,D,E
672B-L0234B-04	300	A++,A+,A,B,C,D,E
672D-L0234B-04	300	A++,A+,A,B,C,D,E
672E-L0234B-04	300	A++,A+,A,B,C,D,E
672F-L0234B-04	300	A++,A+,A,B,C,D,E
673A-L0224A-39	227	-
674A-G05X1A-12	298	A++,A+,A,B,C,D,E
675A-G05X1A-02	298	A++,A+,A,B,C,D,E
675B-G05X1A-02	298	A++,A+,A,B,C,D,E
676A-G05X1A-02	299	A++,A+,A,B,C,D,E
676B-G05X1A-02	299	A++,A+,A,B,C,D,E
A01A-004-00	408	-
A02A-004-00	328,329	-
A02A-008-00	206	-
A02A-042-00	216	-
A02A-406-00	324,348	-
A02B-004-00	328,329	-
A02C-004-00	329,333	-
A02D-004-00	220,227	-
A02F-004-00	327	-
A02G-004-00	224	-
A02H-004-00	310	-
A05A-103-02	242	-
A05A-199-02	238	-
A05A-666-02	230	-
A06A-004-01	330,353	-
A06A-004-02	330,353	-
A06A-170-01	96	-
A06A-170-02	96	-
A06A-240-01	98	-
A06A-240-02	98	-

REF.	PAG.	ENERGY CLASS
A06B-240-01	98	-
A06B-240-02	98	-
A07A-128-00	326	-
A07A-406-39	323,346	-
A08A-C07-01	329,357	-
A08A-C07-02	329,357	-
A11A-233-00	260	-
A12A-077-01	268	-
A13A-077-30	268	-
A17A-322-03	399	-
A17B-322-01	399	-
A17C-322-01	399	-
A17C-322-02	399	-
A17D-322-01	399	-
A17D-322-02	399	-
A17E-322-01	399	-
A17E-322-02	399	-
A17E-322-03	399	-
A20B-583-01	396	-
A20B-583-38	396	-
A22A-128-29	326	-
A22B-128-29	326	-
A22C-128-29	326	-
A22D-128-29	326	-
A22E-128-01	326	-
A22F-128-01	326	-
A22G-128-29	326	-
A22H-128-29	326	-
A23A-128-29	326,329	-
A23B-128-29	326,329	-
A23D-128-01	326,329	-
A23E-128-01	326,329	-
A23F-128-01	326,329	-
A23G-128-29	326,329	-
A23H-128-29	326,329	-
A25A-053-38	310	-
A25A-103-01	242	-
A25A-103-02	242	-
A25A-103-03	242	-
A50A-778-39	388	-
A50B-778-39	388	-
A50C-778-00	388	-
A50D-778-00	388	-
A50E-778-39	388	-
A50F-778-39	388	-
A50G-778-03	388	-
A50H-778-03	388	-
A50I-778-00	388	-
A51A-778-39	389	-
A51B-778-39	389	-
A51C-778-00	389	-
A51D-778-00	389	-
A51E-778-39	389	-

REF.	PAG.	ENERGY CLASS
A51F-778-39	389	-
A51G-778-03	389	-
A51H-778-03	389	-
A51I-778-00	389	-
A52A-778-39	390	-
A52B-778-39	390	-
A52C-778-00	390	-
A52D-778-00	390	-
A52E-778-39	390	-
A52F-778-39	390	-
A52G-778-03	390	-
A52H-778-03	390	-
A52I-778-00	390	-
B01A-X33X2A-03	262	-
B02A-X3317H-01	400	-
B02A-X3317J-01	400	-
B02A-X3320I-01	400	-
B02A-X33X2F-01	401	-
B02B-X3360B-01	400	-
B02B-X33A2B-01	400	-
B02B-X33A4B-01	400	-
B02C-X33A7D-02	400	-
B02F-X33A8D-32	400	-
B02G-X3306J-01	400	-
B02I-X33F9D-02	400	-
B02I-X33G1D-02	400	-
B02J-X3350D-02	400	-
B02L-M3335B-01	242	-
B02L-M3370B-01	242	-
B02L-M33A4B-01	242	-
B02M-X33A5D-03	400	-
B02M-X33A9D-03	400	-
B02N-X3320M-01	400	-
B02O-X3340F-39	401	-
B02O-X3380F-39	401	-
B02O-X33A1F-39	401	-
B02O-X33A4F-39	401	-
B02Q-X3312F-01	401	-
B02Q-X3325F-01	401	-
B02R-X33A1F-01	401	-
B02S-X3360E-32	400	-
B02V-X3335F-00	401	-
B02V-X3360F-00	401	-
B02V-X3396F-00	401	-
B02V-X33A4F-00	401	-
B02W-X3360F-00	401	-
B02X-X33J2F-00	386	-
B02Y-X3360F-00	401	-
B02Y-X33A1F-00	401	-
B02Y-X33A4F-00	401	-
B03A-X33X2A-02	394	-
B03B-X33X2A-02	394	-
B03C-X33X2A-02	394	-

REF.	PAG.	ENERGY CLASS
B03D-X33X2A-02	394	-
B03F-X33X1A-29	220,227	-
B04A-X33X2B-01	394	-
B04A-X33X2B-02	394	-
B04B-X33X2B-01	394	-
B04B-X33X2B-02	394	-
B05A-X33X2X-02	262	-
B05B-X33X2B-01	262	-
B05C-X33X2F-00	277	-
B05E-G33A7F-39	385	-
B05F-G33A9F-39	383	-
B05G-G33A8F-39	385	-
B05H-G33A7F-39	383	-
B05I-X33J3F-00	386	-
B05J-X33J4F-00	387	-
B05K-X33J4F-00	387	-
B05L-X33X2E-00	386	-
B05M-X33X2F-00	386	-
B05N-X33X2X-00	387	-
B06A-L31E5A-00	368	A++,A+,A
B07A-L31E7A-00	372,374	A++,A+,A
B07B-L31E9A-00	374,378	A++,A+,A
B10A-X33X2A-01	398	-
B10A-X33X2A-02	398	-
B10A-X33X2A-03	398	-
B10B-X33X2A-01	398	-
B10B-X33X2A-02	398	-
B10B-X33X2A-03	398	-
B10C-X33X2A-01	398	-
B10C-X33X2A-02	398	-
B10C-X33X2A-03	398	-
B10D-X33X2A-01	398	-
B10D-X33X2A-02	398	-
B10D-X33X2A-03	398	-
B10E-X33X2A-01	399	-
B10E-X33X2A-02	399	-
B10E-X33X2A-03	399	-
B10F-X33X2A-01	399	-
B10F-X33X2A-02	399	-
B10F-X33X2A-03	399	-
B10G-X33X2A-01	399	-
B10G-X33X2A-02	399	-
B10G-X33X2A-03	399	-
B10H-X33X2A-01	399	-
B10H-X33X2A-02	399	-
B10H-X33X2A-03	399	-
B10I-X33X2A-01	399	-
B10I-X33X2A-02	399	-
B10I-X33X2A-03	399	-
B10J-X33X2A-01	399	-
B10J-X33X2A-02	399	-
B10J-X33X2A-03	399	-
B10K-X33X2A-01	399	-

REF.	PAG.	ENERGY CLASS
B10K-X33X2A-02	399	-
B10K-X33X2A-03	399	-
B10L-X33X2A-01	399	-
B10L-X33X2A-02	399	-
B10L-X33X2A-03	399	-
B10N-X33X2A-01	399	-
B10N-X33X2A-02	399	-
B10N-X33X2A-03	399	-
B10O-X33X2A-01	399	-
B10O-X33X2A-02	399	-
B10P-X33X2A-01	399	-
B10P-X33X2A-02	399	-
B10P-X33X2A-03	399	-
B11A-X33X2A-04	237	-
B12A-G05X1A-02	326	-
B12B-H05A3B-02	326	-
B12B-S0570B-02	326	-
B12B-S06A1B-02	326	-
B12F-G05X1A-02	326	-
B12G-G05X1A-02	326	-
B12H-G05X1A-02	326	-
B12I-G05X1A-02	328	-
B12J-G05X1A-02	329	-
B12K-G05X1A-02	329	-
B12L-G05X1A-02	329	-
C01A-11-01	329,357	-
C01A-11-02	329,357	-
C03A-31-39	327	-
C03A-32-02	327	-
C03B-32-02	327	-
C03B-32-39	220,227	-
C03C-32-02	327	-
C03C-32-39	220,227	-
C03D-32-39	220,227	-
C04A-32-02	220,221	-
C04B-32-02	220,221	-
C04C-32-02	376,378	-
C04D-32-02	376,378	-
C06A-31-02	327	-
C06B-31-02	327	-
C06C-31-02	327,372	-
C07A-11-01	329,357	-
C07A-11-02	329,357	-
C07B-12-01	329,357	-
C07B-12-02	329,357	-
C07C-12-01	329,357	-
C07C-12-02	329,357	-
C07D-42-02	328,371	-
C07E-42-02	328,371	-
C07F-42-02	328,371	-
C08B-31-02	316,367	-
C08C-31-02	316,367	-
C10A-31-02	317,342	-

REF.	PAG.	ENERGY CLASS
C10B-31-02	317,342	-
C12A-32-02	345	-
C12B-32-02	345	-
C12C-32-02	345	-
C30A-31-38	327	-
C30B-31-38	327	-
C30C-31-38	327	-
C30D-31-38	327	-
C30E-31-38	327	-
C30E-32-38	327	-
C30F-31-38	327	-
C30F-32-38	327	-
C31A-01-38	310	-
C31B-02-38	310	-
C31C-02-38	310	-

**Cristher** lighting

Concepto gráfico, maquetación y preimpresión:

Graphic concept, layout and prepress:

Concept graphique, mise en page et pré-impresion:

Design gráfico, maquetação e pré-impresão:

Grupo Novolux

2ª Edición:

2nd Publication:

2ème Édition:

2ª Edição:

Marzo 2018

GRUPO  
**NOVOLUX**  
LIGHTING

**Cristher**<sup>lighting</sup>  
architectural outdoor

**Dopo**<sup>lighting</sup>  
residential outdoor

**exo**<sup>lighting</sup>  
decorative indoor

**indeluz**<sup>lighting</sup>  
technical indoor

Marcas registradas de: / Are registered trade marks of: / Ce sont des marques enregistrées de: / Marcas registradas de:

**GRUPO GESTIÓN INTEGRAL NOVOLUX INTERNACIONAL, SL.**



[www.gruponovolux.com](http://www.gruponovolux.com)