



F A R O
BARCELONA



LIGHTING & FAN
2019

LIVING
ON THE
BRIGHT
SIDE

Edition
A2019

Design
Faro Design Team

Product Photos
Guillem F-H
Ricard Badía
Fotodisseny

Special Thanks
Natalia Zubizarreta
Erlantz Biderbost
Restaurant 3 Nusos
Pol&Grace Hotel
Elena Castells Poch
Meritxell Ribé - The Room Studio

Printing
Jiménez Godoy - Spain

Spain
c/Dinámica I
08755, Castellbisbal, Barcelona
faro@lorefar.com
www.faro.es









—you shine so bright!

eres brillante!

Lights and shadows are part of us. Becoming aware of it and accepting it naturally, implies embracing peace and well-being, helping us to flow, enjoy, even laugh and love. Let's shine together.

Las luces y las sombras forman parte de nosotros. Tomar consciencia de ello y aceptarlo con naturalidad conlleva abrazar la paz y el bienestar, ayudándonos a fluir, disfrutar, incluso a reír y amar. Brillamos juntos.





—change your light, change your life

**tu vida cambia
cuando cambias tu
luz**

The objects that surround us must help us live a more fully and happily life. That is just what we pursue with each of our creations. We design objects thinking about the happiness and comfort of the people who will be in contact with them.

Los objetos que nos rodean deben ayudarnos a conseguir vivir la vida de una forma más plena y feliz. Eso es justo lo que perseguimos con cada una de nuestras creaciones. Diseñamos objetos pensando en la felicidad y el confort de las personas que van a estar en contacto con ellos.





—designed for happiness

diseñado para la felicidad

A design is much more than an attractive aesthetic. Our design speaks of well-being, energy, commitment, respect and awareness. Our team believes in a design available to everyone. Achieving this challenge makes us extremely happy.

El diseño es mucho más que una estética atractiva y resultona. Nuestro diseño habla de bienestar, energía, compromiso, respeto y consciencia. Nuestro equipo cree en el diseño al alcance de todos. Conseguir este reto nos hace tremendamente felices.



We work to become your favourite brand. We have everything you are looking for.

Trabajamos para ser tu marca favorita. Tenemos todo lo que buscas.

te lo ponemos fácil

—we make
it easy



—fall in love with us

enamórate de nosotros

Our desire is to become the travel companion of all your projects. And for that reason, we not only focus on the creation of aesthetic designs but also functional, accessible and of quality.

Nuestro deseo es convertirnos en el compañero de viaje de todos tus proyectos. Y por eso, no sólo nos centramos en la creación de diseños estéticos sino también funcionales, asequibles y de calidad.



reddot award 2018
winner



GERMAN
DESIGN
AWARD
SPECIAL
2018



GERMAN
DESIGN
AWARD
WINNER
2018



GERMAN
DESIGN
AWARD
SPECIAL
2019



Delta Selection
AdAwards
2018

salone
satellite
20 years
of new
creativity



Green
Product Award
Winner 2018




DESIGN INNOVATION AWARDS

Restaurant & Bar
Product Design Awards
Winner

— the creators los creadores

Designers, artists, creators. They make our world a better place thanks to their ingenuity, talent and creativity.
Diseñadores, artistas, creadores. Ellos hacen de nuestro mundo un lugar mejor gracias a su ingenio, talento y creatividad.





marina.milafigueras



Jordi Blasi



Conillas




@alegredesign



@nahtrang



@pepellaudetdesign



Bohman&Folenius



opher Friedrich Wagner



@oikodesignoffice



#estudiribaudi



@jordi_busquets_design



@jordillapis



Àlex&Manel Llusçà

INDOOR LIGHTING

PORTABLES



HOOK 36



HOSHI 34

LED



JELLYFISH 35

NEW LED



TAKE AWAY 32

LED

TABLE



ACADEMY 58

LED



AKANE 45



ARTIS 63

NEW



BANKER 47



BERNI 73



BLISS 47



ETERNA 64



HAT 47



HOSHI 44

LED



HOTEL 75



INVITING 40

NEW LED



JELLYFISH 52

LED



LAO 54

LED



LE VITA 48

NEW LED



LINDA 70



LINK 55



LOOP 50

LED



LULA 46



LUPE 69



MINE 45



MITIC 77



MIX 46



MOMA 76



NIDIA 47



NIKO 42

LED



REM 66



RETRO 56



SABA 80



STOOD 51



SWEET 72



TANGO 68



TEN 44



THANA 77



TREE 71



VESPER 62



VOLTA 74

DESK



ANOUK 237

LED



BAOBAB 237



GRETA 236

LED



GRU 237



ITO 237

LED



LENA 236

LED



MEIER 236

LED



OTTO 236

LED



SERP 236

LED

CLIP



INVITING 138

NEW LED



LENA 159

LED



LOKE 159

LED



PEPPER 168



STUDIO 139



TER 173

FLOOR



ACADEMY 58

LED



ARTIS 63

NEW



BERNI 73



BLACK 78



ESSENTIAL 81



ETERNA 64



HALO 78

LED



HOTEL 75



JELLYFISH 52

LED



LAO 54

LED



LE VITA 48

NEW LED



LINDA 70



LINK 55



LOOP 50

LED



LUPE 69



MITIC 77



MOMA 76



PAPUA 79



REM 66



RETRO 56



SABA 80



STAND-UP 60



STOOD 51



SWEET 72



TANGO 68



THANA 77



TREE 71



VESPER 62



VOLTA 74



WHIZZ 57

BATHROOM CEILING



BRUME 201

NEW LED IP44



CLOE 202

IP44



FORO 202

LED IP44



KAO 202

LED IP44



LOGOS 203

IP44



TOLA 203

IP44



VUK 202

LED IP44



YUTAI 202

NEW LED IP44



ZON 202

LED IP44

MIRROR



BRUME 177

NEW LED IP54



DANUBIO 183

NEW LED IP44



DOKA 178

IP44



EDGE 185

LED IP44




GALA 179

NEW IP44



INDO 185

LED IP44



LAGO 179

NEW IP44



LAOS 178

IP44



LAOS 181


IP44

SUSPENDED




LINE 184

LED IP54



NILO 184

NEW LED IP44



PERLA 176

NEW IP44




RELAX 180

IP44




SIRET 180

LED IP44




TERMA 180

LED IP44



VOLGA 182

NEW LED IP44




BRUME 201

NEW LED IP44

RECESSED



TRACK



CEILING



SUSPENDED



AINA 105
LED



ART 114



BONGO 123



CHARLOTTE 123



CLAIRE 116



CLARA 114



COCOTTE 107
LED



CONIK 111
LED



COSMOS 118
LED



CRATER 113



DANKA 118
LED



DOLME 106
LED



ESSENTIAL 105



ETER 109



ETNA 109



FADA 119
LED



FAUNA 119
LED



FLASH 110
LED



FUSTA 103



HALITA 114



HELGA 119
LED



HOTEL 103



HUE-IN 91



LANG 116



LE VITA 84
NEW LED



LIANA 121



LINDA 102



LISE 119
LED



LIZ 114



LOOP 95
LED



LOU 116



LUCE 122
LED



MAGMA 113



MALI 122



MARGOT 122



MARINA 121



MARLIN 114



MIA 122
LED



MINE 98



MIX 112



MOU 117



MUTE 92
LED



NAN 119



NIDO 121



NINETTE 117



NUDOS 121



ORA 119
LED



PAM 118
LED



PAULINE 96
LED



PEPPER 117



PHILL 97
LED



PLANET 108
LED



PLAT 117
LED



PLEC 120
LED



PLUMA 111
LED



PROSA 104



RETRO 112



ROSE 115
NEW



SABA 105



SEVEN 104



SIDE 108



SIRIA 123



SLIM 88
LED



STOOD 94



SWEET 100



TANGO 100



THANA 104



TRANSFER 123



TREE 102



VESPER 101

























































WHIZZ 86



WINCH 121

WALL GENERAL

								
AMBO 175	ART 164	BOARD 169 NEW LED	CELIA 169	CHERAS 172	CONIK 171 LED	COTTON 144 NEW	DALLAS 170 LED	DIULA 175
								
EACO 172	ELSA 173 LED	ERES 165 NEW	HAN 131 LED	HOMS 165	HUDSON 168	INVITING 138 NEW LED	KAMEN 171	KERA 164 NEW
								
LE VITA 127 NEW LED	LINDA 167	LIRIA 175	LISE 170 LED	LIST 169	LOA 168	LOOP 135 LED	LUNA 173 NEW LED	MARINA 168
								
MARLIN 169	MOY 126 NEW LED IP44	NAN 170 NEW	NASH 171 LED	NUDOS 169	OLAF 173	ORA 170 LED	OSLO 173	OVO 165
								
PETRA 168	PLEC 167 LED IP44	PURE 132 NEW LED	RAS 168	RETRO 166	RODA 156	SABA 156	SAC 166	SERA 164 NEW
								
SIDE 189 LED	SLIM 130 NEW LED	SNOW 173	STOOD 134	TEN 164	TERA 173 LED	THANA 156	WHIZZ 128 NEW	WINCH 167

READING&BED

								
ACADEMY 148 LED	ARTIS 143	AUREA 162 LED	BEL 158 LED	BERNI 152	BLOME 148 LED	BOC 161 NEW LED	BOKEN 158 LED	DESLIZ 149 NEW LED
								
ESSENTIAL 156	ETERNA 140	FLASH 162	FRAME 141 NEW	FUSTA 153	HANDY 155	HANNA 154 NEW	HANOI 147	HOTEL 150



JULIET 158

LED



KALE 159

LED



LEAD 158

NEW LED



LE PETIT 161

LED



LESER 158

LED



LOKE 159

LED



LUPE 146



MITIC 156



MIX 157



MOMA 154



MOOD 133

NEW LED



NIKO 136

LED



NIT 157



PIXIE 158

NEW LED



REM 142



ROB 157



ROOM 151



SABANA 147



SAHARA 156



SAMI 159

LED



SMILE 163

LED



SUAU 160

LED



SWEET 154



SWING 163

LED



TANGO 153



VESPER 152



VOLTA 151

PICTURE



HENLEIN 175

LED



KLIMT 174

LED



LUMIERE 175



MAGRITTE 174

NEW LED

SPOT



CUP 208



LAO 210

LED



LINK 210



ORLEANS 207



RING 209



STAND 211

NEW LED



STONE 206

OUTDOOR LIGHTING

PORTABLES



ARGUS 247 **NEW** LED BALDA 245 BOO 246 LED CAT 244 HUE 242 IP65 JARRET 245 KERALA 247 LED LAMPANOT 246 **NEW** LED LOUD 247 LED

POST



TOC 247 LED VERSUS 243 AGRA 270 LED BLOCK 250 **NEW** LED IP65 BU-OH! 269 LED IP65 DAS 271 LED DATNA 256 GIZA 259 LED MILA 266 LED MISTU 263 MOON 262 MUFFIN 263 MUGA 259 LED IP65 NALA 266 NAYA 270 LED NOBORU 272 **NEW** LED IP65 SETE 266 LED

BEACON



SHELBY 255 LED IP65 SURAT 266 TAU 257 TWIST 252 **NEW** LED IP65 Verno 265 WILMA 264 WILMA 264 AGRA 270 ALP 271 LED ARISTO 265 BERET 260 LED BLOCK 250 **NEW** LED IP65 BLUB'S 263 LED IP65 BU-OH! 269 LED IP65 CHANDRA 273 LED CROSS 267 LED DAS 271 LED DATNA 256 GINA 273 GIZA 259 LED GROF 260 LED GROW 268 LED IP65 KLAMP 273 LOGAR 261 LED LOTUS 251 **NEW** LED MISTU 263 MOON 262 MUFFIN 263 MUGA 259 LED NANDA 261 LED NAYA 270 LED ONZE 267 PLIM 258 **NEW** LED IP65 ROY 267 SAURA 274 LED SHADOW 272 LED IP65 SHELBY 255 LED IP65



SOLEIL 275

NEW LED



SPY 272

NEW LED IP65



STICKER 253

LED IP65



TARRACO 267



TAU 257



TRAM 254

IP65 NEW LED IP65



TWIST 252



VERNO 265



WILMA 264

POLE



BERET 280

LED



BLUB'S 279



BU-OHI 277

LED IP65



CROSS 276



DATNA 276

LED IP65



GROP 280

LED



MISTU 278



MUFFIN 278



NÁUTICA 281

SUSPENDED



PLAZA 280

NEW LED



TRAM 276

LED IP65



BLUB'S 319



ESTORIL 321



HONEY 320

NEW



HUE 318



MISTU 319



MOON 319



MUFFIN 319

CEILING



NÁUTICA 321



PLEC 320

LED



WILMA 319



DAKRON 314

IP65



DAKYU 314

IP66



GOZ 314

LED



HELMET 315



MAUREN 315



OLOT 314

PROJECTORS



TAMI 314

LED



TASA 315



YEN 314



ALFA 327

LED IP65



FLOW 326

IP65



FLUX 330

LED



FOC 329

LED IP65



KARL 330

LED IP65



KEW 329

LED IP65



LIT 329

IP68



MINIPROJECT328

IP65 NEW LED IP65



OKI 328



OKO 328

NEW LED IP65



PROJECT 328

IP65



SHOW 329

NEW LED IP67



SLOT 325

NEW LED IP67



TONI 327

IP65



TORAN 329

LED

SPIKE



VIC 330

LED IP65



BALDER 330

LED IP67



FLOW 326

IP65



FOC 336

LED IP65



GARTEN 333



PICCOLA 331

NEW LED IP65



SETH 332

LED



SLOT 325

NEW LED IP67



SOBEK 330

LED IP65

RECESSED



TONI 327

IP65



TONO 333



CROSBY 341

LED IP67



CURTIS 341

LED IP67



DANG 336

LED



EDEL 346

LED IP68



EDEL RGB 346

LED IP68



ESCA 337



FILTER 338

LED IP65



FROL 342

LED IP65



FRUM 341

LED IP67



GALO 336

LED



GEISER 343

NEW IP67



GRAVA 347

LED IP67



GRON 342

LED IP65



GRUND 340

LED IP67



HORUS 339

LED IP65



KANE 340

LED IP67



LED 342

LED IP67



LIO 346

IP67



LISO 337



MINI CARTER 338

LED



MINI RACING 338

LED



NASE 336

LED




NAT 339

LED IP65



SALT 345

LED IP67



SEDNA 339

LED IP65



SOUN 338

NEW LED IP65



SPARK 337

NEW LED IP65



STORE 338

LED IP65



STRIPE 337

NEW LED



SURIA 344

LED IP67




TARO 345

LED IP67



TECNO 346

IP67



UVE 336

LED

WALL



ADAY 297

LED



ALP 293

LED



ÁNCORA 294



ARGOT 310



ASKOT 310



AXEL 293

NEW LED IP65



BACO 308



BLIND 299

LED



BLOCK 284

NEW LED IP65



BLUB'S 288



BONN 310



BORDA 292



BRACKET 293

LED



BRONX 301



BROW 304

LED



BRUC 299

LED



BU-OH! 294

LED IP65



CABO 292



CANON 302


LED



CELA 309



CERES 310



CLAUSS 295

LED



COBO 300


LED IP65



CRIPTA 311



DADO 291



DAS 293


LED



DATNA 289



DERBY 311



DRAGMA 295

NEW LED IP65



DRAK 304

NEW LED



ELE 303

LED



ESTAY 311



ESTORIL 290



FEDON 309



FRED 308

NEW LED IP65



FUTURE 294



GINA 303



GIZA 286

LED



GRANT 305

LED IP65



GROW 294

LED IP65



GUIZA 302

NEW LED IP65



HALF 306

LED IP65



HIKARI 306

NEW LED IP65



HONEY 291

NEW



KALA 302

LED



KAULA 297

LED

KEENAN 304

LED IP65

KERALA 287

LED

KLAMP 293-301

KUBICK 306

LACE 299

LED

LACRE 299

LING 299

LED

LOG 299

LED



LOTUS 285

NEW LED IP65



LUR 307

LED



MARE 307

LED



MISTU 288



MOL 309



MOON 288



MUFFIN 288



MUST 305

LED IP65



NAHIR 292



NAIROBI 302

NEW LED



NALA 307



NATRON 309



NÁUTICA 290



NEGUS 310



NEWPORT 291



NINE 293

NEW LED IP65



NORAY 292

IP65



OLAN 300

LED



ONZE 287



OVAL 296

NEW LED IP65



ÓVALO 311



PATH 305

LED



PILL 304

LED



PISTÓN 300



PLEC 289

LED



PLIM 287

NEW LED IP65



POL 307

LED



PROA 301



QUART 295

LED



RONDO 311



ROY 286



SHELBY 286

LED



SOREN 291




STEPS 300



STICKER 295

LED IP65



SUMA 302



SUN 308

LED



SUNSET 300

LED



TACANA 298

LED IP65




TACOS 298

NEW LED IP65



TAIMA 303

LED




TAKUA 296

NEW LED IP65



TAMASHI 307

NEW



TANE 296


LED



TARRACO 287



TEJO 309



TIMON 292



TINIA 303



TOC 289

LED IP65



TOLUCA 298

LED IP65



TOM 308

NEW LED IP65



TONE 306

LED IP65



TORE 302

LED



TRAM 286



TWIST 284

NEW LED IP65



VIEW 296



WALLY 290



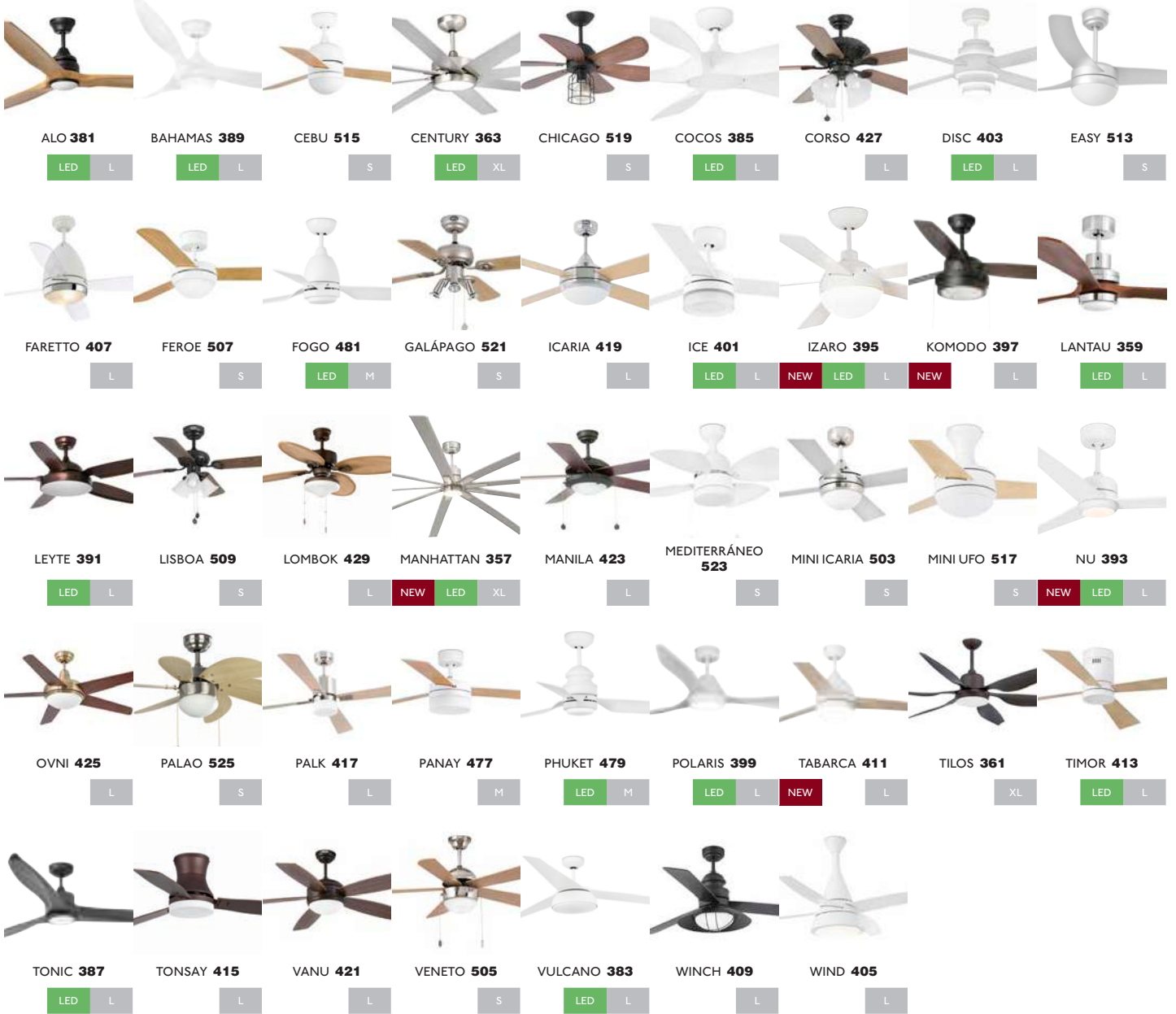
WEST 297



WILMA 289

FAN

WITH LIGHT



WITH/WITHOUT LIGHT



WITHOUT LIGHT



ALO **441**

L

ANDROS **367**

XL

NEW

XL

AOBA **373**

CUBA **453**

L

ECO INDUS **499**

M

FACTORY **533**

S

IBIZA **469**

L

INDUS **447**

L

ITACA **461**

L



KEIKI **539**

S



LAKKI **473**

L



LAMA **443**

L



LANTAU **459**

L



LANTAU **377**

XL



LUZON **455**

L



MALLORCA **467**

L



MALVINAS **445**

L



MENO **371**

XL



MINIINDUS **535**

S



MINILANTAU **511**

S



MINIMALLORCA **529**

S



MOREA **439**

L



NASSAU **495**

M



NISOS **375**

XL



NU **451**

L



OBOE **531**

S



POLEA **449**

L



SIOUX **457**

L



VEDRA **537**

S

TECH

TRACK PROJECTORS



CYLINDER **568**

FOKUS **564**

FUGA **554**

MINICYLINDER **570**

MINISIGMA **562**

NANOCYLINDER **569**

NANOFOKUS **565**

NANOSIGMA **561**

SIGMA **560**

RECESSED



COLIN **592**

MINICOLIN **596**

MINIOPTIC **587**

NANOCOLIN **594**

OPTIC **586**

ORE **628**

SOLID **582**

SYNCH **578**

VIA **624**

NEW

NEW

SURFACE



MINISIGN **620**

SIGN **616**

TEKO **608**

VIA **626**

ORE **628**

NEW

NEW

SUSPENDED

28



INDOOR

30.
PORTABLE

38.
TABLE & FLOOR

82.
SUSPENDED

124.
WALL

186.
CEILING

204.
SPOTLIGHTS

212.
TRACK

218.
RECESSED

234.
DESK

238



OUTDOOR

240.
PORTABLE

248.
BOLLARDS

282.
WALL


312.
CEILING

316.
SUSPENDED

322.
PROJECTORS & SPIKES

334.
RECESSED

348



FAN

354.
EXTRA LARGE

378.
LARGE

474.
MEDIUM

500.
SMALL

550



TECH

554.
TRACK PROJECTORS

578.
RECESSED

608.
SURFACE & SUSPENDED

634.
EBLUE

636.
LEDSTRIPS

640.
LAMPS & GEARS


IN
DO
OR



PORTABLE



TAKE AWAY

— Nahtrang 



1W 25lm

2W 90lm

3W 220lm

3 INTENSITIES



● 01015 white/blanco

● 01016 black/negro

LED 3W 3000K 300lm CRI>80 Driver ✓


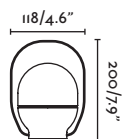
Body Polycarbonate/Polycarbonato

Diff Silicone/Silicona

Base Wood/Madera

  DC5V-1A  Battery ✓

 USB charger  10h Worktime
 3-4h Charge



PRESS





WALL ACCESSORY




● 01017 wood/madera
 Body Wood/Madera





DIMMER



USB CHARGER

HOSHI

— Xjer Studio 

● 28386 gold+black/oro+negro

● 28389 black+copper/negro+cobre

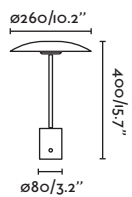
LED SMD 4W 3000K 480lm CRI>80 Driver ✓

Body Metal

  DC5V-1A  Battery ✓

🔌 USB charger  8h Worktime
4-6h Charge

P.44
TABLE





NEW **JELLYFISH**
— Nahtrang



● 24523 black+gold/negro+oro

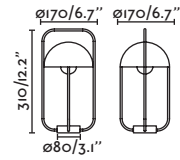
● 24524 white/blanco

LED SMD 3W 2700K 220lm CRI>80 Driver ✓


Body Metal

⏻ DC5V-1A 🔋 Battery ✓ 🔌 USB wire

🕒 Max. 9h Worktime
8h Charge



1W 25lm




2W 90lm



3W 220lm

3 INTENSITIES



SWITCH

P.52
TABLE&FLOOR



HOOK

— Oiko Design Office 



Each light fixture sold will feed one child for an entire school year thanks to a collaboration with the NGO Mary's Meals. Assembled by disabled people from Fundació Maresme.

Con cada luminaria vendida alimentamos a un niño durante todo un año escolar gracias a la colaboración con la ONG Mary's Meals. Ensambladas por personas discapacitadas de la Fundació Maresme.



reddot award 2018
winner



Delta Selection
AdAwards
2018



Green
Product Award
Winner 2018

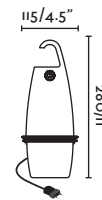
● 28365 brown/marrón

● 28369 black/negro

E27 MAX 5W LED ✓ [17462]

Body ● Recycled ABS/ABS Reciclado

Body ● Recycled Polypropylene/
Polipropileno Reciclado



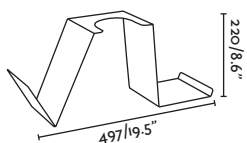
Ecological & Solidary

Recycled Plastic
Pvc Free
Low Co2

MAGAZINE RACK ACCESSORY



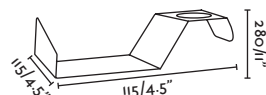
○ 28366 white/blanco
Body Metal



SHELVE ACCESSORY



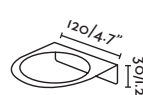
○ 28367 white/blanco
Body Metal



WALL LAMP ACCESSORY



○ 28368 white/blanco
Body Metal







TA
BLE
& FLOOR



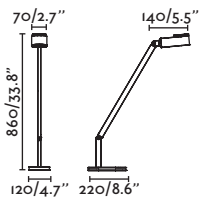
NEW **INVITING**

— Bohman&Folienius 




**DIMMABLE
INTENSITY & COLOR TEMPERATURE**

- 57306 white/blanco
 - 57307 black/negro
 - 57308 yellow/amarillo
 - 57311 grey/gris
- LED COB 6W 2700K 4800K 410lm CRI>80
Driver ✓
- Body Aluminium/Aluminio
Diff PMMA



P.138
CLIP&WALL







CLIP INCLUDED



NIKO

— Nahtrang 



1W 80lm

4W 250lm

7W 500lm

3 INTENSITIES

Diff Opal Glass/Cristal Opal





01007 white+wood/blanco+madera

Diff Polycarbonate/Polycarbonato

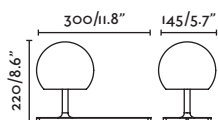
01025 **NEW** white+wood/blanco+madera

LED SMD 7W 3000K 500lm CRI>80 Driver ✓

Body Metal

  220-240V 50/60HZ   USB charger

5V Dc/2A Wireless charger



P.136
WALL






WIRELESS CHARGER



USB CHARGER



TOUCH DIMMER



HOSHI — Xjer Studio

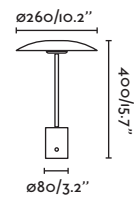
● **28387** gold+black/oro+negro

● **28388** black+copper/negro+cobre

LED SMD 12W 3000K 930lm CRI>80 Driver ✓

Body Metal

DIM 100- 50/ 240V 60HZ 2.6 MT



P.34
PORTABLE



TEN — Faro Team

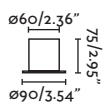
● **62156** copper/cobre

● **62157** satin gold/oro satinado


E27 MAX 15W LED [17429 or 17464]

Body Metal

1.5 MT



P.164
WALL+CEILING





MINE — Nahtrang

Diff Opal Glass/Cristal Opal

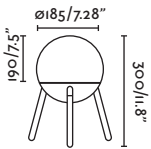
- 28378 white/blanco
- 28379 dark grey/gris oscuro

Diff Polycarbonate/Polycarbonato

- 28211 **NEW** white/blanco
- 28212 **NEW** dark grey/gris oscuro

E27 MAX 15W LED [17463]

Body Metal+Wood/Metal+Madera



P.98
SUSPENDED

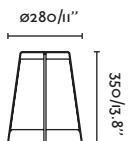


AKANE — Pepe Lladet

- 28370 black+beige/negro+beige

E27 MAX 15W LED [17463]

Body Metal
Shade Papyrus/Papiro

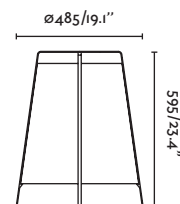


AKANE — Pepe Lladet

- 28371 black+beige/negro+beige

E27 MAX 15W LED [17464]

Body Metal
Shade Papyrus/Papiro





LULA — Marina Milà



- 28383 white/blanco
- 28385 black+white/negro+blanco

E27 MAX 15W LED [17463]

Body Metal
Shade Textile/Téxtil



LULA — Marina Milà



- 28380 white/blanco
- 28382 black+white/negro+blanco

E27 MAX 15W LED [17463]

Body Metal
Shade Textile/Téxtil



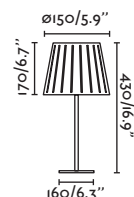
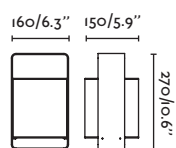
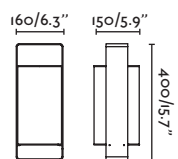
MIX — Àlex & Manel Llusçà



- 29970 white+wood/blanco+madera
- 29971 black+wood/negro+madera

E14 MAX 8W LED [17461]

Body Metal+Wood/Metal+Madera



P.112
SUSPENDED

P.157
WALL





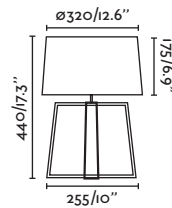
BLISS

● 28401 wood+white/madera+blanco

E27 MAX 15W LED [17463]

Body Wood+Metal/Madera+Metal

Shade Textile/Téxtil



Project: Elena Castells Poch



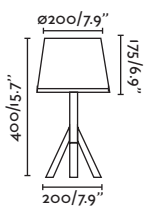
HAT

● 28408 wood+white/madera+blanco

E14 MAX 8W LED [17461]

Body Wood/Madera

Shade Textile/Téxtil



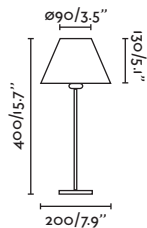
NIDIA

● 68423 nickel+white/níquel+blanco

E27 MAX 15W LED [17462]

Body Metal

Shade Linen/Lino



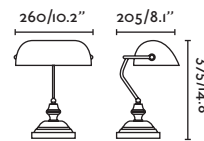
BANKER

● 68334 old gold+green/oro viejo+verde

E27 MAX 15W LED [17463]

Body Metal


Diff Glass/Cristal



NEW

LE VITA

— Nahtrang

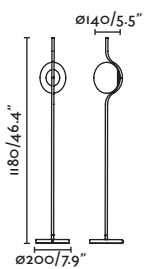


● 29693 gold/oro

LED 6W 2700K 570lm CRI>80 Driver ✓

Body Die Cast Aluminium/Aluminio inyectado
Diff Opal glass/Cristal Opal

□ 100- 50/ 240V 60HZ ⏻ Ⓢ 2 MT

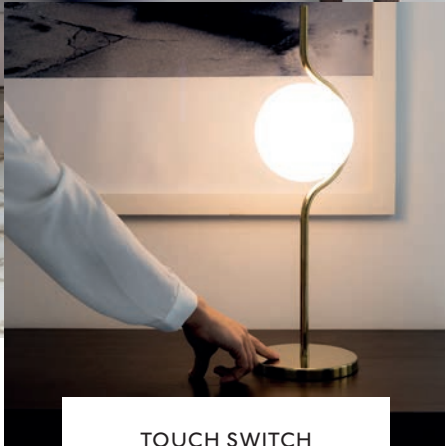


P.84
SUSPENDED



P.127
WALL





TOUCH SWITCH

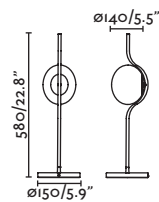


● 29692 old/oro

LED 6W 2700K 570lm CRI>80 Driver ✓


Body Die Cast Aluminium/Aluminio inyectado
Diff Opal glass/Cristal Opal

□ 100- 50/ 240V 60HZ ⏻ Ⓢ 2 MT







CHERRY TREE WOOD



TOUCH SWITCH

LOOP

— Estudi Ribaudí 



CLIP INCLUDED



1W 100lm

3W 300lm

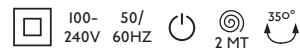
6W 600lm

TOUCH DIMMER

29569 black+wood/negro+madera

LED SMD 6W 2700K 600lm CRI>80 Driver ✓

Body Metal
Shade Cherry Tree Wood/Madera Cerezo



29568 black+wood/negro+madera

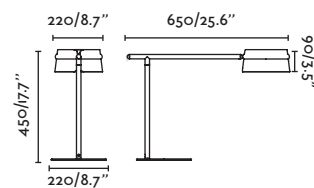
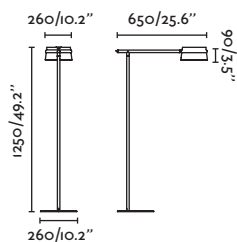
LED SMD 6W 2700K 600lm CRI>80 Driver ✓

Body Metal
Shade Cherry Tree Wood/Madera Cerezo



P.95
SUSPENDED

P.135
WALL





STOOD

— Lucid 



CHERRY TREE WOOD



29846 black+wood/negro+madera

E27 MAX 15W LED [17464]

Body Metal
Shade Cherry Tree Wood/Madera Cerezo




29847 black+wood/negro+madera

E27 MAX 15W LED [17464]

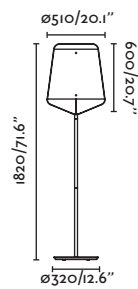
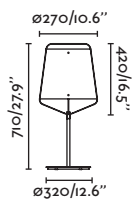
Body Metal
Shade Cherry Tree Wood/Madera Cerezo



P.94
SUSPENDED



P.134
WALL





● 24522 black+gold/negro+oro

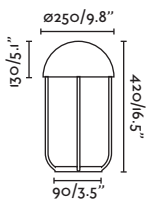
LED SMD 6W 3000K 500lm CRI>80 Driver ✓

Body Metal

□ 220- 50/ 240V 60HZ ⏻ Ⓢ 1.8 MT

JELLYFISH

— Nahrang 



P.35
PORTABLE



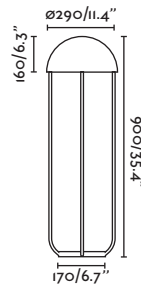


● 24521 black+gold/negro+oro

LED SMD 6W 3000K 500lm CRI>80 Driver ✓

Body Metal

□ 220- 50/ 240V 60HZ ⏻ Ⓢ 4.3 MT

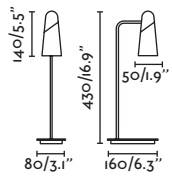




- 29029 black+copper/negro+cobre
- 29037 white+copper/blanco+cobre
- 29047 black/negro
- 29048 white/blanco

LED SMD 4W 3000K 400lm CRI>80 Driver ✓


Body Metal
Diff ABS




LAO

— Nahtrang 


P.210
CEILING



P.210
SPOT



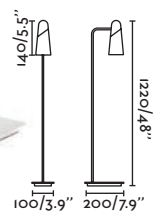
P.214
TRACK



- 29038 white+copper/blanco+cobre
- 29049 black/negro
- 29050 white/blanco

LED SMD 4W 3000K 400lm CRI>80 Driver ✓

Body Metal
Diff ABS



- 29883 white/blanco
 - 29884 black/negro
 - 29899 **NEW** bronze/bronce
- GU 10 MAX 8W LED** [○ I 7316 ● I 7324]
- Body Steel/Acero


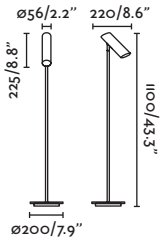


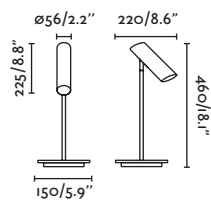
TABLE & FLOOR




LINK

— Estudi Ribaudí

- 29881 white/blanco
 - 29882 black/negro
 - 29898 **NEW** bronze/bronce
- GU 10 MAX 8W LED** [○ I 7316 ● I 7324]
- Body Steel/Acero



P.193
CEILING



P.210
SPOT



P.215
TRACK



55 INDOOR



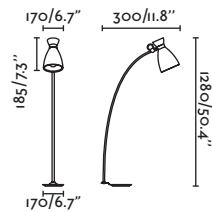
RETRO

— Àlex & Manel Llusçà 

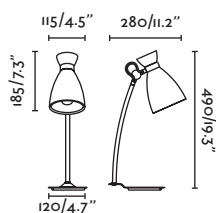
- 20019 beige/beige
- 20020 olive green/verde oliva
- 20009 red/rojo

E14 MAX 8W LED  [17461]

Body Metal



- 20003 beige/beige
 - 20005 red/rojo
- E14 MAX 8W LED  [17461]
Body Metal



P.112
SUSPENDED



P.166
WALL





SELECTED

salone
satellite
20 years
of new
creativity

- 20162+20164 black+gold/negro+oro
 - 20163+20164 gold+black/oro+negro
- E27 MAX 15W LED ⊗ [17426 or 17496]

Body Metal



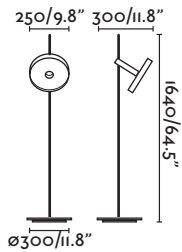
20162




20163



20164



ADJUSTABLE




WHIZZ

— Christoph Friedrich Wagner



P.86
SUSPENDED



P.128
WALL

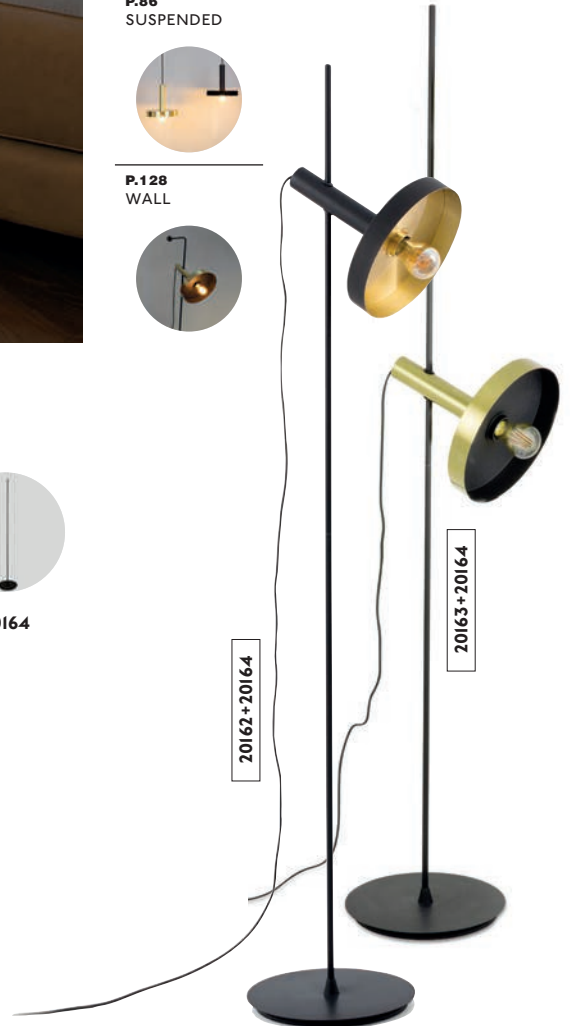




TABLE & FLOOR

INDOOR

57

10

ACADEMY

— Nahtrng 



P.148
WALL







- 28202 chrome/cromo
- 28203 white/blanco
- 28207 black/negro

LED SMD 6W 3000K 350lm CRI>80 Driver ✓


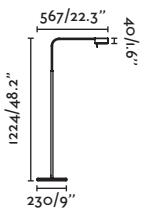
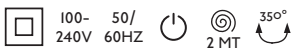
Body Metal+Aluminium/Metal+Aluminium
Diff Opal PMMA/PMMA Opal



- 28204 chrome/cromo
- 28205 white/blanco
- 28208 black/negro


LED SMD 6W 3000K 550lm CRI>80 Driver ✓

Body Metal+Aluminium/Metal+Aluminium
Diff Opal PMMA/PMMA Opal





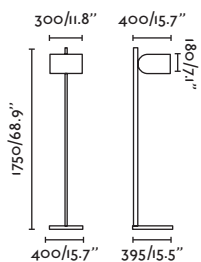
STAND-UP

— Estudi Ribaudí 

- 57210 alum.+white/alum.+blanco
- 57211 black+white/negro+blanco
- 57212 alum.+black/alum.+negro
- 57213 black+black/negro+negro
- 57214 alum.+grey/alum.+gris
- 57215 black+grey/negro+gris

E27 MAX 15W LED ⊗ [17463]

Body Aluminium/Aluminio
Shade Textile/Téxtil



57210



57211



57212




57213



57214



57215



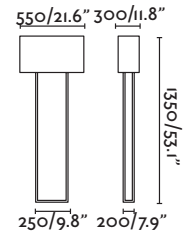




- 29978 white+beige/blanco+beige
- 29979 brown+beige/marrón+beige

2 E27 MAX 15W LED ⊗ [17463]

Body Metal
Shade Textile/Téxtil



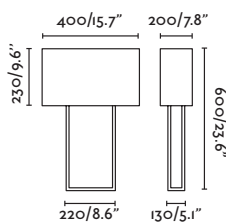
VESPER

— Nahrang 


- 29984 white+beige/blanco+beige
- 29985 brown+beige/marrón+beige

2 E27 MAX 15W LED ⊗ [17463]


Body Metal
Shade Textile/Téxtil
Top Diff Textile/Téxtil



P.101
SUSPENDED




P.150
WALL





ADJUSTABLE

NEW ARTIS
— Àlex & Manel Llusca



ORIENTABLE

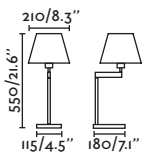
TABLE & FLOOR



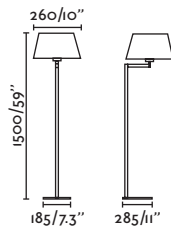
● **68488** bronze/bronze
E27 MAX 15W LED [17463]
Body Metal
Shade Textile/Téxtil



● **68489** bronze/bronze
E27 MAX 15W LED [17463]
Body Metal
Shade Textile/Téxtil



P.143
WALL



24009 chrome/cromo

E27 MAX 15W LED  [17464]

Body Metal



*Shade not incl. / Pantalla no incl.



OPTIONAL SHADES

Shade options on page 647

Opciones de pantalla en página 647



2P0231
white/blanco



2P0232
beige/beige



2P0233
black/negro



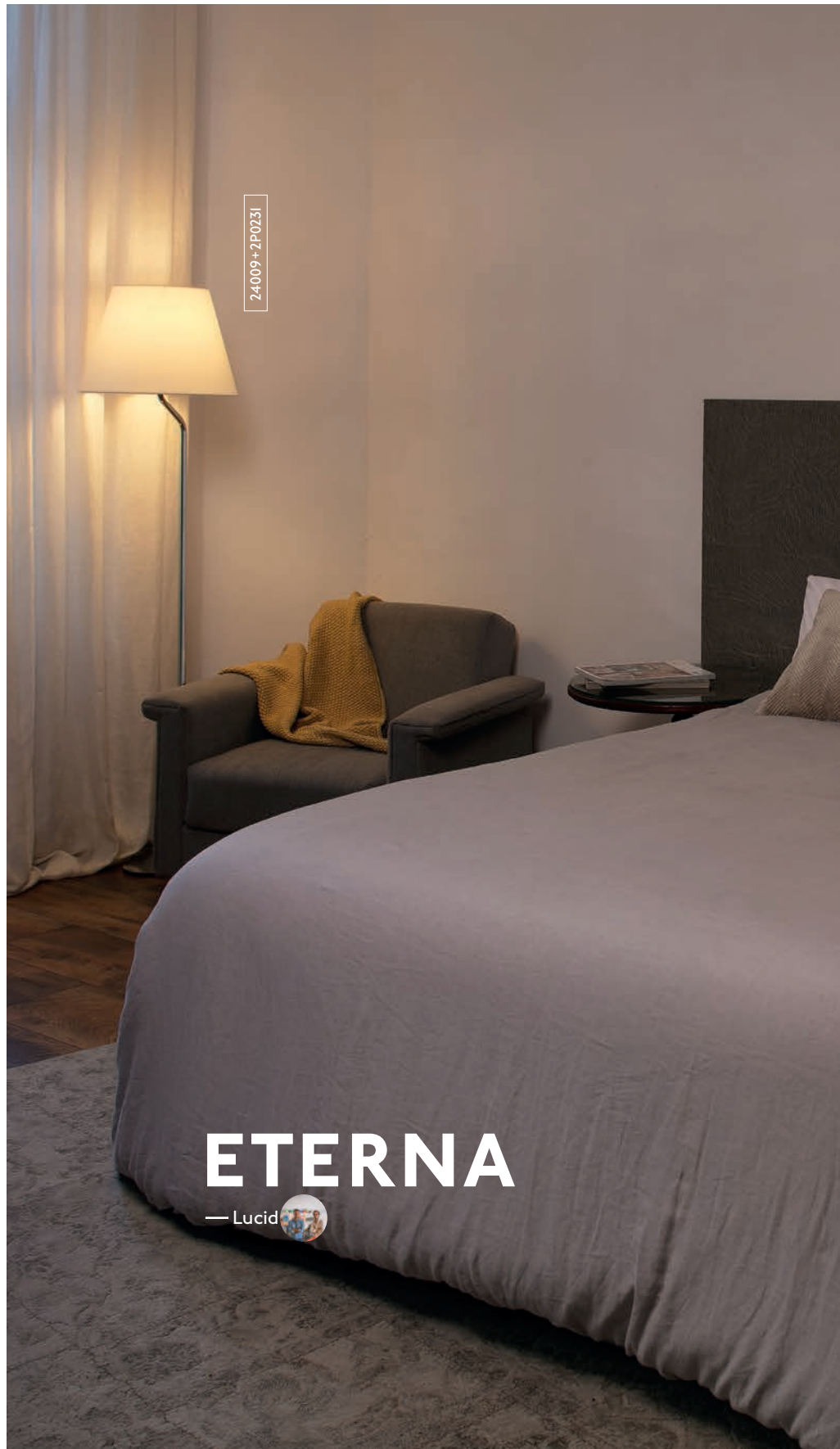
2P0131
white/blanco




2P0132
beige/beige



2P0133
black/negro



P.140
WALL





24009+2P0221

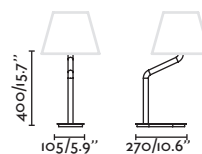
24008 chrome/cromo

E27 MAX 15W LED [17463]

Body Metal



*Shade not incl. / Pantalla no incl.



OPTIONAL SHADES
Shade options on page 647
Opciones de pantalla en página 647



2P0221
white/blanco



2P0222
beige/beige



2P0223
black/negro



2P0121
white/blanco



2P0122
beige/beige



2P0123
black/negro

● **29684** matt nickel/níquel mate

● **29685** gold/oro

E27 MAX 15W LED [17463]

Body Metal



1.6 MT

*Shade not incl. / Pantalla no incl.



OPTIONAL SHADES

Shade options on page 647

Opciones de pantalla en página 647



2P0221

white/blanco



2P0222

beige/beige



2P0223

black/negro



2P0121

white/blanco



2P0122

beige/beige



2P0123

black/negro



2P0311

white/blanco



2P0312

beige/beige



2P0313

black/negro

MADE IN EUROPE



2P0421

white/blanco



2P0422

beige/beige



2P0423

black/negro

REM

— Àlex & Manel Llusçà





29687+2P0132

● **29686** matt nickel/níquel mate

● **29687** gold/oro

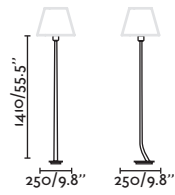
E27 MAX 15W LED ✖ [17463]

Body Metal

Shade Textile/Téxtil



*Shade not incl. / Pantalla no incl.



OPTIONAL SHADES

Shade options on page 647

Opciones de pantalla en página 647



2P0231
white/blanco



2P0232
beige/beige



2P0233
black/negro



2P0131
white/blanco



2P0132
beige/beige



2P0133
black/negro

MADE IN EUROPE



2P0431
white/blanco




2P0432
beige/beige



2P0433
black/negro

TABLE & FLOOR

P.142
WALL



INDOOR



ADJUSTABLE



SWITCH

TANGO

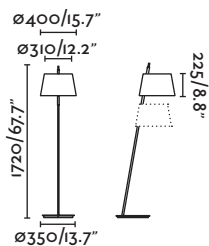
— Estudi Ribaudí



- DT00066G grey/gris
- DT00066N grey+black/gris+negro

E27 MAX 15W LED ⊗ [17463]

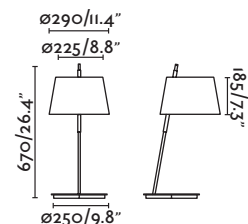
Body Metal
Shade Textile/Téxtil
Top Diff Metal



- DT00065G grey/gris
- DT00065N grey+black/gris+negro

E27 MAX 15W LED ⊗ [17463]

Body Metal
Shade Textile/Téxtil
Top Diff Metal



P.100
SUSPENDED



P.153
WALL





Project: Elena Castells Poch




ADJUSTABLE

LUPE

— Jordi Busquets 

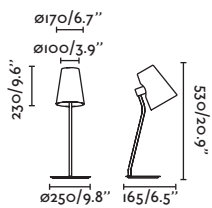
P.146
WALL



29997 chrome+beige/cromo+beige

E27 MAX 15W LED  [17462]

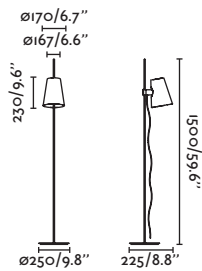
Body Metal
Shade Textile/Téxtil



29998 chrome+beige/cromo+beige


E27 MAX 15W LED  [17462]

Body Metal
Shade Textile/Téxtil






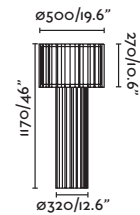
LINDA

— Estudi Ribaudí 

- 29308 white/blanco
- 29312 black+white/negro+blanco

E27 MAX 15W LED ⊗ [17464]

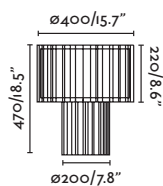
Body Steel/Acero
Shade Textile/Téxtil




- 29307 white/blanco
- 29311 black+white/negro+blanco

E27 MAX 15W LED ⊗ [17464]


Body Steel/Acero
Shade Textile/Téxtil



P.102
SUSPENDED



P.167
WALL





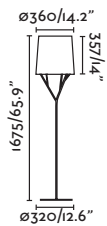
TREE

— Estudi Ribaudí



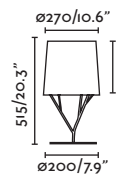
- 29868 black/negro
- 29869 white/blanco
- E27 MAX 15W LED ⊗ [17464]

Body Metal
Shade Textile/Téxtil




- 29866 black/negro
- 29867 white/blanco
- E27 MAX 15W LED ⊗ [17464]

Body Metal
Shade Textile/Téxtil




P.102
SUSPENDED






SWEET

— Estudi Ribaudí 

P.100
SUSPENDED



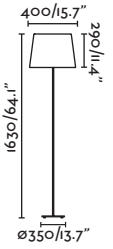
P.154
WALL



- 29938 nickel+white/níquel+blanco
- 29958 white/blanco
- 29959 black/negro

E27 MAX 15W LED [17464]

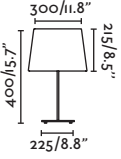
Body Metal
Shade Textile/Téxtil



- 29937 nickel+white/níquel+blanco
- 29954 white/blanco
- 29955 black/negro

E27 MAX 15W LED [17463]

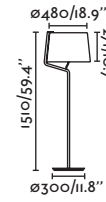
Body Metal
Shade Textile/Téxtil
Top Diff Textile/Téxtil



Residential project



● 29335 white/blanco
 ● 29336 black/negro
E27 MAX 15W LED [17464]
 Body Metal
 Shade Textile/Téxtil

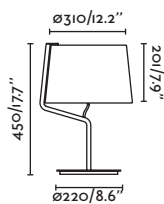


BERNI

— Nahträng

TABLE & FLOOR

● 29332 white/blanco
 ● 29333 black/negro
E27 MAX 15W LED [17464]
 Body Metal
 Shade Textile/Téxtil
 Top Diff Metal



P.152
 WALL



73 INDOOR



VOLTA

— Estudi Ribaudí



P.151
WALL



● 20025 nickel+white/níquel+blanco

● 20026 nickel+black/níquel+negro

E27 MAX 15W LED ⊗ [17464]

Body Metal
Shade Textile/Téxtil

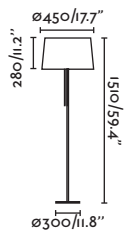
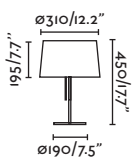


● 20029 nickel+white/níquel+blanco

● 20030 nickel+black/níquel+negro

E27 MAX 15W LED ⊗ [17464]

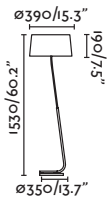
Body Metal
Shade Textile/Téxtil



- 29943 chrome+white/cromo+blanco
- 29948 chrome+black/cromo+negro

E27 MAX 15W LED ⊗ [17464]

Body Metal
Shade Textile/Téxtil



HOTEL

— Àlex & Manel Llusca




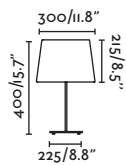
TABLE & FLOOR



- 29942 chrome+white/cromo+blanco
- 29947 chrome+black/cromo+negro

E27 MAX 15W LED ⊗ [17463]

Body Metal
Shade Textile/Téxtil
Top Diff Textile/Téxtil



P.103
SUSPENDED



P.150
WALL



INDOOR



MOMA

● **68500** chrome+white/cromo+blanco

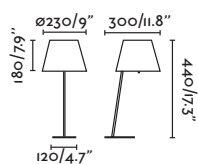
● **68501** chrome+black/cromo+negro

E27 MAX 15W LED ⊗ [17462]

Body Metal

Shade Textile/Téxtil

Bottom Diff Opal PVC/PVC Opal



P.154
WALL



MOMA

● **68502** chrome+white/cromo+blanco

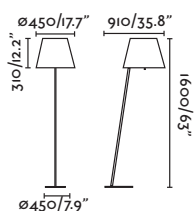
● **68503** chrome+black/cromo+negro

E27 MAX 15W LED ⊗ [17463]

Body Metal

Shade Textile/Téxtil

Bottom Diff Opal PVC/PVC Opal



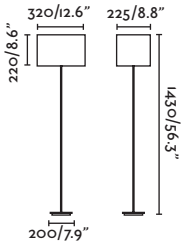
THANA

68531 nickel+white/níquel+blanco

E27 MAX 15W LED [17463]

Body Metal

Shade Textile/Téxtil



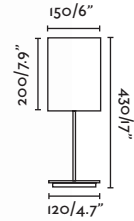
THANA

68530 nickel+white/níquel+blanco

E27 MAX 15W LED [17463]

Body Metal

Shade Textile/Téxtil



P.104
SUSPENDED



P.155
WALL




TABLE & FLOOR

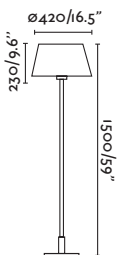
MITIC

68418 nickel+beige/níquel+beige

E27 MAX 15W LED [17463]

Body Metal

Shade Textile/Téxtil



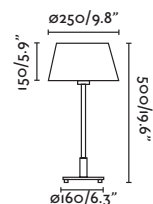
MITIC

68417 nickel+beige/níquel+beige

E14 MAX 8W LED [17461]

Body Metal

Shade Textile/Téxtil



P.156
WALL



INDOOR



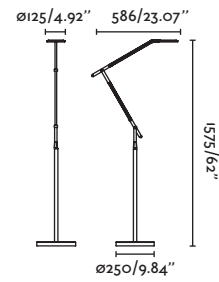
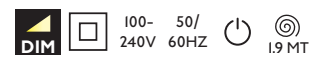
SWITCH

HALO

● 55191 black/negro

LED SMD 6W 3000K 500lm CRI>80 Driver ✓

Body Aluminium+Zinc/Aluminio+Zinc



BLACK

● 29764 black/negro

E27 MAX 15W LED [17464]

Body Polycarbonate/Polycarbonato

Shade Textile/Téxtil

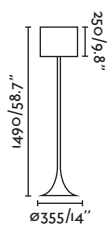




TABLE & FLOOR

PAPUA

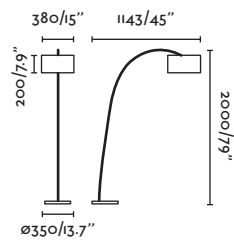
○ 68462 white/blanco

● 68463 black/negro

E27 MAX 15W LED ✕ [17464]

Body Metal

Shade Textile/Téxtil



INDOOR



SABA

68546 nickel+black/níquel+negro

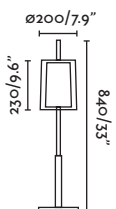
E27 MAX 15W LED [17463]

Body Metal

Shade (double) Textile/Téxtil



1.5 MT



SABA

68545 nickel+black/níquel+negro

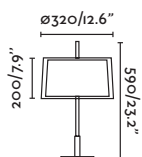
E27 MAX 15W LED [17464]

Body Metal

Shade (double) Textile/Téxtil



1.7 MT



SABA

68547 nickel+black/níquel+negro

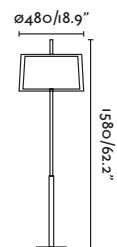
E27 MAX 15W LED [17464]

Body Metal


Shade (double) Textile/Téxtil



2.1 MT



P.105
SUSPENDED



P.156
WALL





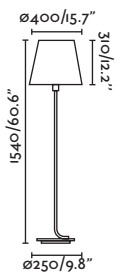
ESSENTIAL

29343 nickel+white/níquel+blanco

E27 MAX 15W LED [17463]

Body Metal

Shade Textile/Téxtil



P.105
SUSPENDED



P.156
WALL



TABLE & FLOOR



STUUS
PEN
DED



NEW **LE VITA**
 — Nahtrang 

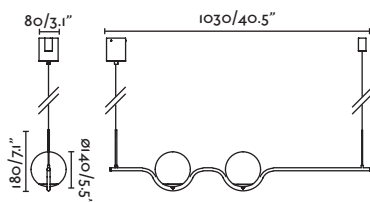



● 29691 gold/oro

LED 2x6W 2700K 1200lm CRI>80 Driver ✓

Body Die Cast Aluminium/Aluminio inyectado
 Diff Opal glass/Cristal Opal

□ 100- 50/ 240V 60HZ Ⓢ 1.5 MT



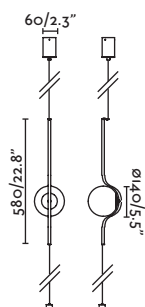


● 29694 gold/oro


LED 6W 2700K 570lm CRI>80 Driver ✓

Body Die Cast Aluminium/Aluminio inyectado
Diff Opal glass/Cristal Opal

□ 100- 50/ 240V 60HZ Ⓢ 1.5 MT



P.48
TABLE&FLOOR



P.127
WALL



85 INDOOR

SUSPENDED




NEW **WHIZZ**
— Christoph Friedrich Wagner 



- 20160 black+gold/negro+oro
 - 20161 gold+black/oro+negro
- E27 MAX 15W LED** ⊗ [● 17426 ● 17496]

Body Metal



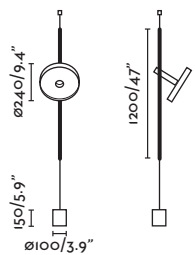
SUSPENDED



20162 20163 20166

- 20162+20166 black+gold/negro+oro
 - 20163+20166 gold+black/oro+negro
- E27 MAX 15W LED** ⊗ [● 17426 ● 17496]

Body Metal



INDOOR



○ 24500 white/blanco

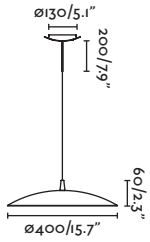
● 24501 black+gold/negro+oro

LED 20W 3000K 1150lm CRI>80 Driver ✓

Body Metal


Diff Opal Glass/Cristal Opal

□ 220- 50/ 240V 60HZ Ⓢ 3MT



SLIM

— Àlex & Manel Llusçà 




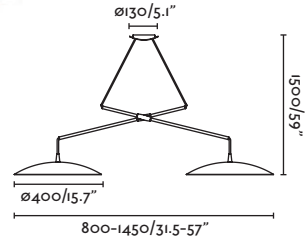
PENDANT & WALL

P.130
WALL






- 24504 white/blanco
 - 24505 black+gold/negro+oro
 - LED 2x20W 3000K 2300lm CRI>80 Driver ✓
 - Body Metal
 - Diff Opal Glass/Cristal Opal
- | | | |
|--|------|------|
| | 220- | 50/ |
| | 240V | 60HZ |



ARTICULATED

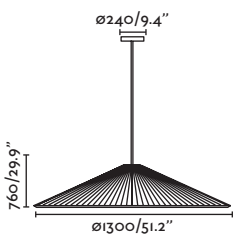





- 20124 white ivory/blanco marfil
- 20125 white/blanco
- 20126 terracotta/terracota
- 20127 black/negro
- 20128 yellow/amarillo
- 20129 burgundy/granate
- 20130 olive green/verde oliva
- 20131 dark green/verde oscuro

4 E27 MAX 15W LED ⊗ [17464]

Body Metal
Shade Beige Ribbon Shade/Tela encintada
Diff Papyrus/Papiro



HUE-IN

— Nahtrang 



RIBBON SHADE

SUSPENDED



- 20116
- 20117
- 20118
- 20119
- 20120
- 20121
- 20122
- 20123

- 20116 white ivory/blanco marfil
- 20117 white/blanco
- 20118 terracotta/terracota
- 20119 black/negro
- 20120 yellow/amarillo
- 20121 burgundy/granate
- 20122 olive green/verde oliva
- 20123 dark green/verde oscuro

3 E27 MAX 15W LED ⊗ [17464]

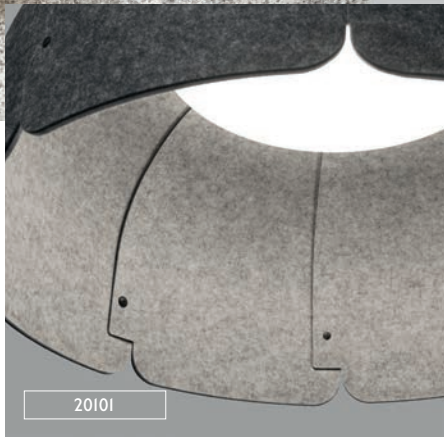
Body Metal
Shade Beige Ribbon Shade/Tela encintada
Diff Papyrus/Papiro



INDOOR








20102





20101

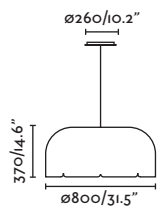
MUTE

— Nahtrang 


-  **20101** dark grey+grey/gris oscuro+gris
-  **20102** dark grey+brown/gris oscuro+marrón
-  **SMD 40W 2700K 2000lm CRI>80 Driver** 

Body Metal
 Shade Recycled PET+Textile Fiber/
 PET Reciclado+Fibra T xtil
 Diff Opal Glass/Cristal Opal

 220- 50/
 240V 60HZ  $\alpha = 0.4$



GERMAN
 DESIGN
 AWARD
 SPECIAL
 2019



SOUND ABSORBING
 $\alpha = 0.4$



PENDANT & CEILING



RECYCLED PET





● 29848 black+wood/negro+madera

E27 MAX 15W LED ⊗ [17464]

Body Metal
Shade Cherry Tree Wood/Madera Cerezo



● 29849 black+wood/negro+madera

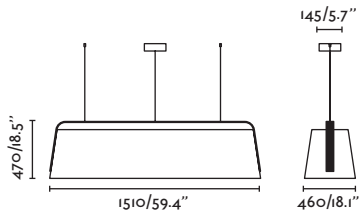
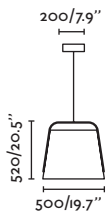
5 E27 MAX 15W LED ⊗ [17464]

Body Metal
Shade Cherry Tree Wood/Madera Cerezo



STOOD

— Lucid 



P.51
TABLE&FLOOR

P.134
WALL



CHERRY TREE WOOD

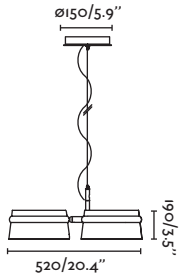


● 29567 black+wood/negro+madera

LED SMD 3x6W 2700K I500lm CRI>80
Driver ✓

Body Metal

Shade Cherry Tree Wood/Madera Cerezo



SUSPENDED



CHERRY TREE WOOD

LOOP

— Estudi Ribaudí

P.50
TABLE&FLOOR

P.135
WALL



INDOOR

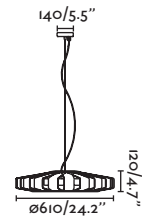


● 20100 wood/wood

LED SMD 24W 2700K 2000lm CRI>80
Driver ✓

Body Metal+Wood/Metal+Madera
Diff Polycarbonate/Polycarbonato

   220- 50/
240V 60HZ  1.5 MT



PAULINE

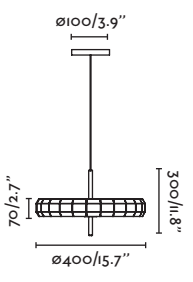
— Nahtrang 





20099 black+wood/negro+madera
LED SMD 24W 3000K 1700lm CRI>80
 Driver ✓
 Body Metal+Wood/Metal+Madera
 Diff Polycarbonate/Polycarbonato

DIM L,C 200- 50/
 240V 60HZ 1.2 MT



PHILL

— Nahträng



20098 NEW black+wood/negro+madera
LED SMD 12W 3000K 750lm CRI>80
 Driver ✓
 Body Metal+Wood/Metal+Madera
 Diff Polycarbonate/Polycarbonato

DIM L,C 200- 50/
 240V 60HZ 2 MT



SUSPENDED

97 INDOOR



MINE — Nahrang

Diff Opal Glass/Cristal Opal

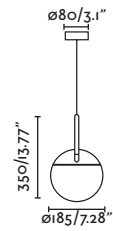
- 28375 white/blanco
- 28376 dark grey/gris oscuro

Diff Polycarbonate/Polycarbonato

- 28209 **NEW** white/blanco
- 28210 **NEW** dark grey/gris oscuro

E27 MAX 15W LED [17463]

Body Metal+Wood/Metal+Madera



P.45
TABLE



Restaurant & Bar
Product Design Awards



GERMAN
DESIGN
AWARD
SPECIAL
2018

CUSTOMIZE YOUR MINE

N° OF LIGHTS/N° DE LUCES
MTS OF CABLE/MTS DE CABLE
N° OF HOOKS/N° DE GANCHOS

SEND YOUR DEMAND ON/ENVÍANOS TU PETICIÓN A

customize@faro.es




Diff Opal Glass/Cristal Opal

- 28375-1L white/blanco
- 28376-1L dark grey/gris oscuro

Diff Polycarbonate/Polycarbonato

- 28209-1L **NEW** white/blanco
- 28210-1L **NEW** dark grey/gris oscuro

1 E27 MAX 15W LED [17463]



Diff Opal Glass/Cristal Opal

- 28375-4L white/blanco
- 28376-4L dark grey/gris oscuro

Diff Polycarbonate/Polycarbonato

- 28209-4L **NEW** white/blanco
- 28210-4L **NEW** dark grey/gris oscuro

2 E27 MAX 15W LED [17463]




Diff Opal Glass/Cristal Opal

- 28375-2L white/blanco
- 28376-2L dark grey/gris oscuro

Diff Polycarbonate/Polycarbonato

- 28209-2L **NEW** white/blanco
- 28210-2L **NEW** dark grey/gris oscuro

2 E27 MAX 15W LED [17463]



Diff Opal Glass/Cristal Opal

- 28375-5L white/blanco
- 28376-5L dark grey/gris oscuro

Diff Polycarbonate/Polycarbonato

- 28209-5L **NEW** white/blanco
- 28210-5L **NEW** dark grey/gris oscuro

5 E27 MAX 15W LED [17463]



Diff Opal Glass/Cristal Opal

- 28375-3L white/blanco
- 28376-3L dark grey/gris oscuro

Diff Polycarbonate/Polycarbonato

- 28209-3L **NEW** white/blanco
- 28210-3L **NEW** dark grey/gris oscuro


3 E27 MAX 15W LED [17463]



HOOK ACCESSORY **NEW**

- 28373 white/blanco
- 28374 grey/gris

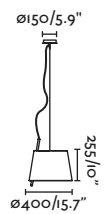


TANGO — Estudi Ribaudí 

- **DT00062G** grey/gris
- **DT00062N** grey+black/gris+negro

E27 MAX 15W LED [17463]

Body Metal
Shade Textile/Téxtil




P.68
TABLE&FLOOR



P.153
WALL

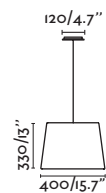


SWEET — Estudi Ribaudí 


- **29939** nickel+white/níquel+blanco

E27 MAX 15W LED [17464]

Body Metal
Shade Textile/Téxtil




P.72
TABLE&FLOOR



P.154
WALL





VESPER — Nahrang 

● 29986 white+beige/blanco+beige

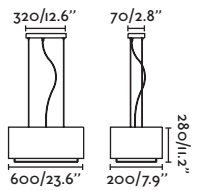
● 29987 brown+beige/marrón+beige


2 E27 MAX 15W LED  [17463]

Body Metal

Shade Textile/Téxtil

Bottom Diff Textile/Téxtil



VESPER — Nahrang 

● 29988 white+beige/blanco+beige

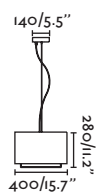
● 29989 brown+beige/marrón+beige

3 E27 MAX 15W LED  [17463]

Body Metal

Shade Textile/Téxtil



Bottom Diff Textile/Téxtil



SUSPENDED

P.62
TABLE&FLOOR

P.152
WALL



101 INDOOR



LINDA — Estudi Ribaudí



- 29309 white/blanco
 - 29313 black+white/negro+blanco
- E27 MAX 15W LED** [17464]
- Body Steel/Acero
Shade Textile/Téxtil




100/3.9"



P.70
TABLE&FLOOR

P.167
WALL



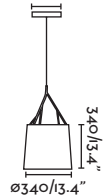
TREE — Estudi Ribaudí



- 29864 black/negro
 - 29865 white/blanco
- E27 MAX 15W LED** [17463]
- Body Metal
Shade Textile/Téxtil



100/3.9"



P.71
TABLE&FLOOR





HOTEL — Àlex & Manel Lluscà 

● **29944** chrome+white/cromo+blanco

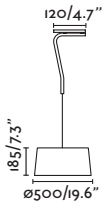
● **29949** chrome+black/cromo+negro

3 E27 MAX 15W LED ⊗ [17463]

Body Metal

Shade Textile/Téxtil

Bottom Diff Textile/Téxtil

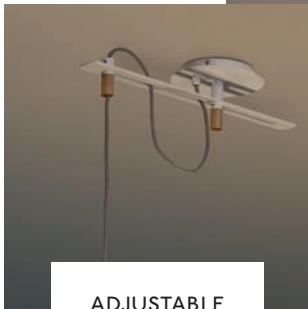


P.75
TABLE&FLOOR

P.150
WALL



SUSPENDED



ADJUSTABLE



FUSTA — Àlex & Manel Lluscà 

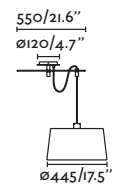
● **28393 NEW** black/negro

● **28394** white+wood/blanco+madera


E27 MAX 15W LED ⊗ [17464]

Body Metal+Wood/Metal+Madera

Shade Textile/Téxtil



P.153
WALL



103 INDOOR



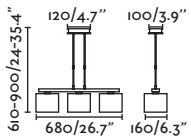
THANA

68533 nickel+white/níquel+blanco

3 E27 MAX 15W LED [17463]


Body Metal

Shade Textile/Téxtil



P.77
TABLE&FLOOR

P.155
WALL



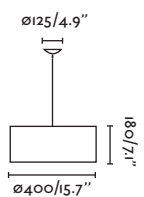
SEVEN

68283 white/blanco

2 E27 MAX 15W LED [17463]

Body Metal+PVC

Shade Textile/Téxtil



P.197
CEILING



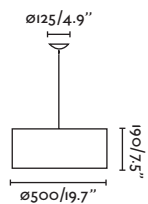
SEVEN

68284 white/blanco

3 E27 MAX 15W LED [17463]

Body Metal+PVC

Shade Textile/Téxtil



PROSA

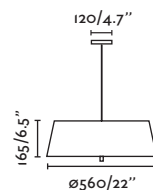
68535 white/blanco

3 E27 MAX 15W LED [17463]

Body Metal

Shade Textile/Téxtil

Diff Opal Glass/Cristal Opal





SABA

● **68549** nickel+black/níquel+negro

3 E27 MAX 15W LED [17464]

Body Metal

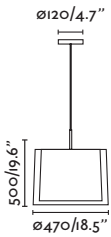
Shade (double) Textile/Téxtil



P.80
TABLE&FLOOR



P.156
WALL



SABA

● **68548** nickel+black/níquel+negro

E27 MAX 15W LED [17464]

Body Metal

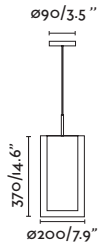
Shade (double) Textile/Téxtil



P.80
TABLE&FLOOR



P.156
WALL



ESSENTIAL

○ **29344** white/blanco

E27 MAX 15W LED [17464]

Body Metal

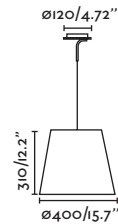
Shade Textile/Téxtil



P.81
FLOOR



P.156
WALL



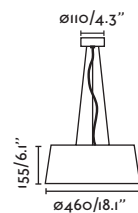
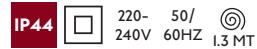
AINA

○ **64174** white/blanco

LED SMD 40W 2700K 3000lm CRI>80
Driver ✓

Body Opal Polycarbonate/Polycarbonato Opal


Shade Textile/Téxtil



SUSPENDED

105 INDOOR



DOLME — Xjer Studio 



● **64098** black/negro

● **64099** white/blanco

LED SMD 24W 3000K 1260lm CRI>80
Driver ✓

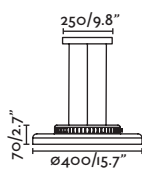
Body Metal

Diff Polycarbonate/Polycarbonato

 220- 50/
240V 60HZ  1.6 MT



P.190
CEILING





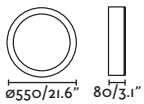
COCOTTE — Jordi Llopis 

○ 64182 matt white/blanco mate

● 64183 shiny black/negro brillante

LED SMD 30W 3000K 1700lm CRI>80
Driver ✓

Body Metal+Aluminium/ Metal+Aluminio
Diff Opal PMMA/PMMA Opal



64183+64187

10

SUSPENDED

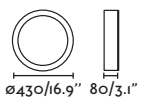


COCOTTE — Jordi Llopis 

○ 64180 matt white/blanco mate

T5 MAX 40W [9724040] Ballast ✓

Body Metal
Diff Opal PMMA/PMMA Opal



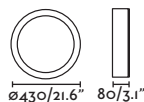
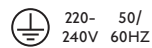
COCOTTE NEW — Jordi Llopis 

○ 64250 matt white/blanco mate

● 64251 shiny black/negro brillante

LED SMD 30W 3000K 1200lm CRI>80
Driver ✓

Body Metal+Aluminium/ Metal+Aluminio
Diff Opal PMMA/PMMA Opal



COCOTTE Ø550 SUSPENDED KIT

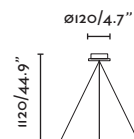
○ 64186 white/blanco

● 64187 black/negro

COCOTTE Ø430 SUSPENDED KIT

○ 64184 white/blanco

● 64185 black/negro



107 INDOOR



PLANET — Xjer Studio

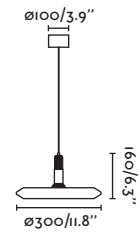
○ 65046 white/blanco

● 65047 copper/cobre

LED SMD 12W 3000K 780lm CRI>80 Driver ✓

Body Metal+Aluminium/ Metal+Aluminio
Diff PMMA

100- 50/ 240V 60HZ 1.5 MT



SIDE — Àlex & Manel Llusçà

○ 62136 white/blanco

● 62137 white+nickel/blanco+níquel

● 62138 black+gold/negro+oro

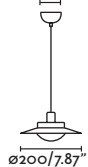
● 62139 black+copper/negro+cobre

G9 MAX 6W LED [17443]

Body Metal
Diff Opal Glass/Cristal Opal

1.5 MT


ø90/3.5"




P.189
WALL







ETNA — Pepe Lladet 

● **DV00035** wood/madera
 ● **DV00032** black wood/madera negra
GU 10 MAX 8W LED  [17330]
 Body Metal+Wood+ Pyrex blown glass/
 Metal+Madera+ Cristal soplado Pyrex




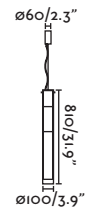
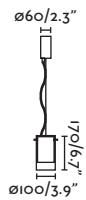
ETNA — Pepe Lladet 

● **DV00036** wood/madera
 ● **DV00033** black wood/madera negra
GU 10 MAX 8W LED  [17330]
 Body Metal+Wood+ Pyrex blown glass/
 Metal+Madera+ Cristal soplado Pyrex





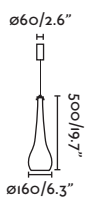
ETNA — Pepe Lladet 

● **DV00037** wood/madera
 ● **DV00034** black wood/madera negra
GU 10 MAX 8W LED  [17330]
 Body Metal+Wood+ Pyrex blown glass/
 Metal+Madera+ Cristal soplado Pyrex




ETER — Conillas 

● **29816** transparent/transparente
 ● **DV00022** shiny black/negro brillante
 ● **DV00023** matt black/negro mate
 ● **DV00024** shiny white/blanco brillante
 ● **DV00025** matt white/blanco mate
QR III MAX 20W LED  [97684227-97684427]
 Body Pyrex blown glass/Cristal soplado Pyrex





P.162
WALL



FLASH — Estudi Ribaudí

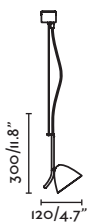


- 20201 white/blanco
- 20205 black/negro

LED SMD 10W 3000K 500lm CRI>80 Driver ✓

Body Die Cast Aluminium/ Aluminio inyectado
Diff Polyethylene/Polietileno

220- 50/ 240V 60HZ 1.5 MT 90°



FLASH — Estudi Ribaudí

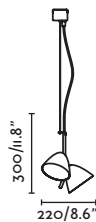


- 20202 white/blanco
- 20206 black/negro

LED 2 SMD 10W 3000K 500lm CRI>80
Driver ✓

Body Die Cast Aluminium/ Aluminio inyectado
Diff Polyethylene/Polietileno

220- 50/ 240V 60HZ 1.5 MT 90°



FLASH — Estudi Ribaudí

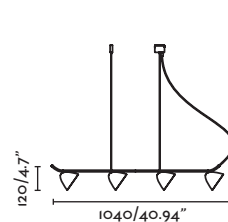


- 20203 white/blanco
- 20207 black/negro


LED 4 SMD 10W 3000K 500lm CRI>80
Driver ✓

Body Die Cast Aluminium/ Aluminio inyectado
Diff Polyethylene/Polietileno

220- 50/ 240V 60HZ 1.5 MT 90°





PLUMA — Nahrang 

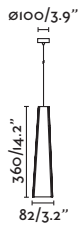
○ 64170 white/blanco

● 64172 black+gold/negro+oro

LED SMD 6W 3000K 450lm CRI>80 Driver ✓

Body Aluminium/Aluminio

□ 100- 50/ 240V 60HZ 1.5 MT



SUSPENDED



P.171 WALL



CONIK — Àlex & Manel Llusçà 

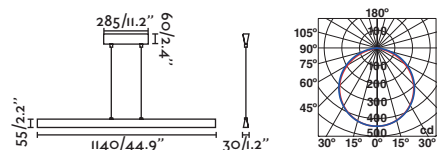
● 64220 aluminium/aluminio

○ 64221 white/blanco

LED SMD 32W 3000K 3200lm CRI>80 Driver ✓

Body Aluminium/Aluminio
Diff PMMA

□ 100- 50/ 240V 60HZ 1.5 MT



111 INDOOR



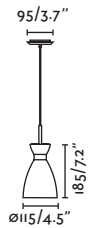
RETRO — Àlex & Manel Llusçà



- 20016 beige/beige
- 20046 copper/cobre
- 20050 black+copper/negro+cobre

E 14 MAX 8W LED [17461]

Body Metal



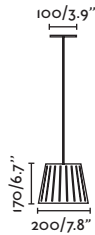
MIX — Àlex & Manel Llusçà



- 29967 black/negro

E 14 MAX 8W LED [17461]

Body Metal



P.46
TABLE&FLOOR



P.157
WALL



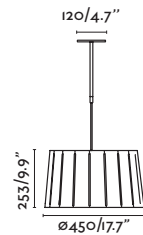
MIX — Àlex & Manel Llusçà



- 29969 black+wood/negro+madera

2 E 27 MAX 8W LED [17463]

Body Metal



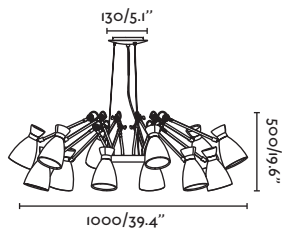
RETRO — Àlex & Manel Llusçà



- 20047 copper/cobre
- 20048 black+copper/negro+cobre
- 20051 black+gold/negro+oro

12 E 14 MAX 8W LED [17461]

Body Metal




20048



20051

P.56
TABLE&FLOOR



P.166
WALL





MAGMA

● 28398 white+silver/blanco+plata

● 28399 white+gold/blanco+oro

● 29468 black+gold/negro+oro

3 E27 MAX 15W LED [17464]

Body Fiber Glass/Fibra de Vidrio

FIBER GLASS
FIBRA VIDRIO   2 MT

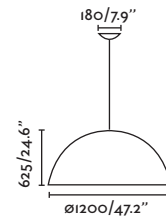
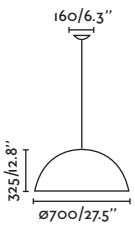
MAGMA

● 29789 black+gold/negro+oro

5 E27 MAX 15W LED [17464]

Body Fiber Glass/Fibra de Vidrio

FIBER GLASS
FIBRA VIDRIO   2 MT



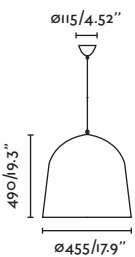
CRÁTER

● 68461 black+gold/negro+oro

3 E27 MAX 15W LED [17463]

Body Aluminium/Aluminio

  1.5 MT



Project: Elena Castells Poch



ART

● **64137** old gold/oro envejecido

● **65134 NEW** black/negro

E27 MAX 15W LED [17425]

Body Metal



1.5 MT **64137**



2 MT **64134**

LIZ

● **65080** old gold/oro envejecido

E27 MAX 15W LED [17428]

Body Metal

Diff Glass/Cristal



1.3 MT

CLARA

● **64128** black/negro

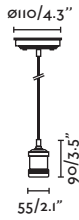
E27 MAX 15W LED [17428]

Body Metal

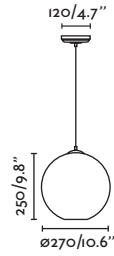
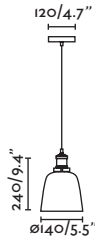
Diff Glass/Cristal



2 MT



P.164
WALL



MARLIN

● **64133** gold+ black/oro+negro

E27 MAX 15W LED [17428]

Body Metal



1.5 MT



HALITA

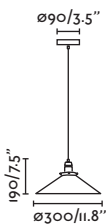
● **65071** old gold/oro envejecido

E27 MAX 15W LED [17428]

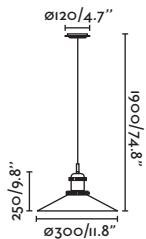

Body Metal



1.5 MT



P.169
WALL





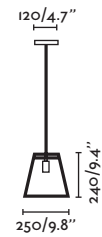
ROSE NEW

● 65082 black/negro

E27 MAX 15W LED ☒ [17429]

Body Metal

Diff Glass/Cristal



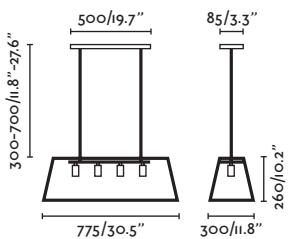
ROSE

● 65081 black/negro

4 E27 MAX 15W LED ☒ [17429]

Body Metal

Diff Glass/Cristal





LANG

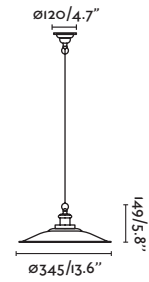
● 62804 black/negro

● 62805 green/verde

E27 MAX 15W LED ✕ [17426]

Body Metal

ENAMEL ESMALTE   1.4 MT



LOU

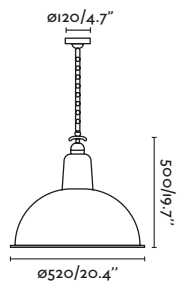
● 62800 black/negro

● 62801 green/verde

E27 MAX 15W LED ✕ [17463]

Body Metal

ENAMEL ESMALTE   1.3 MT



CLAIRE


● 62802 black/negro

● 62803 green/verde

E27 MAX 15W LED ✕ [17426]

Body Metal

ENAMEL ESMALTE   1.4 MT





NINETTE

● 64163 yellow/amarillo

● 64164 blue/azul

● 64165 green/verde

E27 MAX 15W LED ✕ [17414]

Body Metal



0.7 MT



MOU

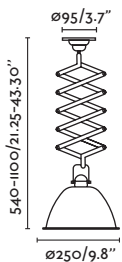
● 62806 black/negro

E27 MAX 15W LED ✕ [17463]

Body Metal



350°



PEPPER

● 64166 beige/beige

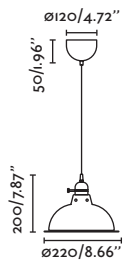
● 64167 black/negro

E27 MAX 15W LED ✕ [17463]

Body Metal



0.7 MT



PLAT

● 68145 black/negro


○ 68146 white/blanco

E27 MAX 15W LED ✕ [17271 or 17429]


Body Metal




1.5 MT



P.168
WALL



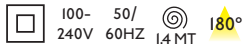


COSMOS

● 64224 brass/latón

LED 5W 3000K 360lm CRI>80 Driver ✓

Body Aluminium+Brass/Aluminio+Latón
Diff PMMA



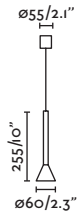
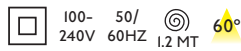
DANKA

● 64222 nickel+black/níquel+negro

● 64223 gold+black/oro+negro

LED COB 6W 3000K 530lm CRI>80 Driver ✓

Body Aluminium/Aluminio

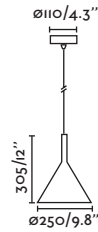
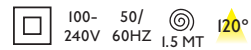


PAM

● 64162 black+gold/negro+oro

LED SMD 24W 3000K 1875lm CRI>80
Driver ✓

Body Aluminium/Aluminio
Diff PMMA



Project: Minúscula



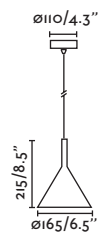
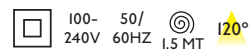
PAM

○ 64159 white

● 64160 black+gold/negro+oro

LED SMD II W 3000K 900lm CRI>80 Driver ✓

Body Aluminium/Aluminio
Diff PMMA



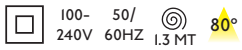


LISE

- 29886 white/blanco
- 29887 black/negro

LED COB 6W 2700K 370lm CRI>80 Driver ✓

Body Aluminium/Aluminio
Diff Optical glass/Cristal óptico

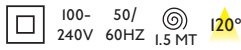


ORA

- 29894 white/blanco
- 29895 black/negro

LED SMD 4W 3000K 350lm CRI>80 Driver ✓

Body Aluminium/Aluminio
Diff PMMA

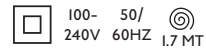


NAN

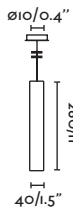
- 64191 white/blanco
- 64194 NEW black/negro

GU10 MAX 8W LED [17324]

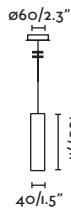
Body Aluminium/Aluminio



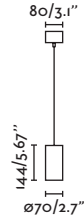
P.195
CEILING




P.170
WALL




P.170
WALL



P.217
TRACK



P.170
WALL



SUSPENDED

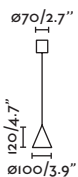
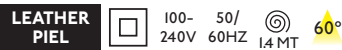


FADA

- 66225 brown/marrón
- 66226 black/negro
- 66227 blue/azul
- 66228 pink/rosa

LED COB 5W 3000K 440lm CRI>80 Driver ✓

Body Aluminium/Aluminio
Shade Leather/Piel

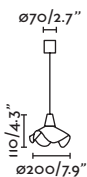
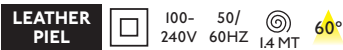


HELGA

- 66229 brown/marrón
- 66230 black/negro
- 66231 blue/azul
- 66232 pink/rosa

LED COB 5W 3000K 440lm CRI>80 Driver ✓

Body Aluminium/Aluminio
Shade Leather/Piel

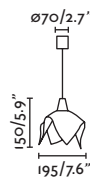
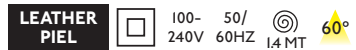


FAUNA

- 66233 brown/marrón
- 66234 black/negro
- 66235 blue/azul
- 66236 pink/rosa

LED COB 5W 3000K 440lm CRI>80 Driver ✓

Body Aluminium/Aluminio
Shade Leather/Piel



119 INDOOR



PLEC — Àlex & Manel Llusçà



- 66210 old brown/marrón envejecido
- 66211 off white/blanco roto
- LED SMD 15W 2700K 1200lm CRI>80 Driver ✓

Body Steel/Acero
Diff PVC



P.167
WALL

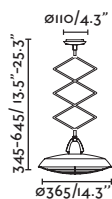
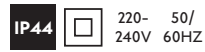


PLEC — Àlex & Manel Llusçà



- 66212 old brown/marrón envejecido
- 66213 off white/blanco roto
- LED SMD 15W 2700K 1200lm CRI>80 Driver ✓

Body Steel/Acero
Diff PVC

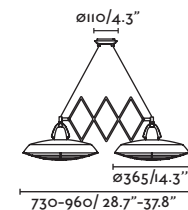
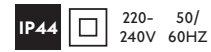


PLEC — Àlex & Manel Llusçà




- 66214 old brown/marrón envejecido
- 66215 off white/blanco roto
- LED 2xSMD 15W 2700K 2400lm CRI>80 Driver ✓

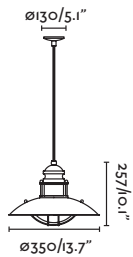
Body Steel/Acero
Diff PVC





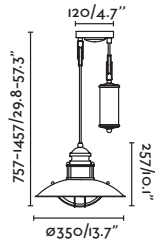
WINCH — Àlex & Manel Lluscà 

● **66204** brown/marrón
E27 MAX 15W LED ⊗ [17463]
 Body Metal
 Diff Glass/Cristal



WINCH — Àlex & Manel Lluscà 

● **66205** brown/marrón
E27 MAX 15W LED ⊗ [17463]
 Body Metal
 Diff Glass/Cristal

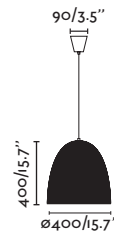


P.167
WALL



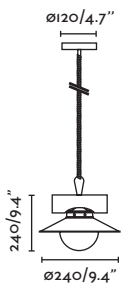
LIANA

● **68569** wood brown
E27 MAX 15W LED ⊗ [17464]
 Body Metal+Rattan



NUDOS

● **68139** dark brown/marrón oscuro
E27 MAX 15W LED ⊗ [17462]
 Body Metal
 Diff Bubble Glass/Cristal Burbuja

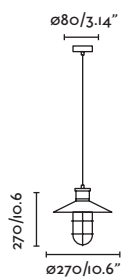


P.169
WALL



MARINA

● **60004** black/negro
E27 MAX 15W LED ⊗ [17428]
 Body Metal
 Diff Glass

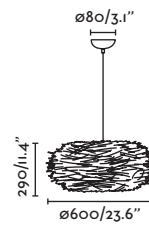


P.168
WALL



NIDO

● **68153** brown/marrón
E27 MAX 15W LED ⊗ [17464]
 Body Cane/Caña





LUCE

● **64176** chrome+ white/cromo+blanco

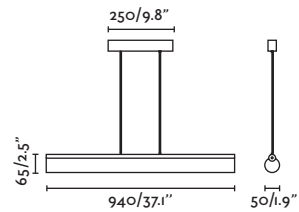
LED SMD LED 35W 2700K 2400lm CRI>80

Driver ✓

Body Aluminium/Aluminio

Body PMMA

□ 220- 50/ 240V 60HZ Ⓢ 1.3 MT



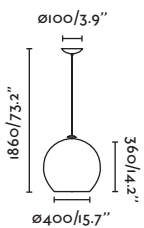
MALI

○ **66873** white/blanco

E27 MAX 15W LED ⊗ [17464]

Body Metal
Diff PVC

Ⓢ Ⓢ 1.5 MT



MARGOT

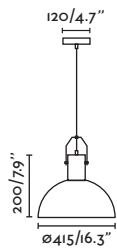
● **68561** black/negro

● **68564 NEW** white/blanco

E27 MAX 15W LED ⊗ [17464]

Body Aluminium+Wood/Aluminio+Madera

Ⓢ Ⓢ 1.2 MT



MIA

○ **64175** white/blanco

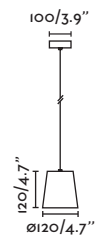
LED SMD LED 8W 3000K 600lm CRI>80

Driver ✓

Body Metal

Diff Opal Glass/Cristal Opal

□ 220- 50/ 240V 60HZ Ⓢ 1.6 MT





TRANSFER

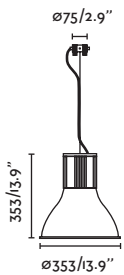
● 64131 grey/gris

E27 MAX 15W LED ⊗ [17463]

Body Aluminium/Aluminio
Diff Glass/Cristal



0.6 MT



CHARLOTTE

● 68562 dark grey/gris oscuro

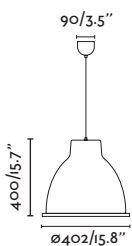
○ 68563 white/blanco

E27 MAX 15W LED ⊗ [17464]

Body Steel/Acero
Diff Opal Polycarbonate/Polycarbonato Opal



1.2 MT



BONGO

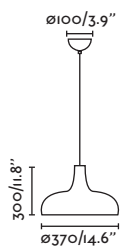
● 64108 matt nickel/níquel mate

E27 MAX 15W LED ⊗ [17464]

Body Aluminium/Aluminio



1.2 MT



SIRIA

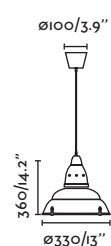
● 64104 matt nickel/níquel mate

E27 MAX 15W LED ⊗ [17464]

Body Aluminium/Aluminio
Diff Glass/Cristal



1.2 MT







WVA
LL



NEW MOY

— Nahtrang 



● **40090** gold/oro



● **40091** chrome/cromo

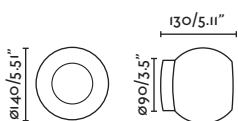
● **40092** bronze/bronce

LED 4W 3000K 200 lm CRI>80 Driver ✓

Body Metal

Diff Glass/Cristal


IP44  100- 50/
240V 60HZ 





P.48
TABLE&FLOOR

P.84
SUSPENDED



WALL

NEW LE VITA

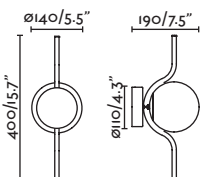
— Nahtrang

29690 gold/oro

LED 6W 2700K 570lm CRI>80 Driver


Body Die Cast Aluminium/Aluminio inyectado
Diff Opal glass/Cristal Opal

100- 50/
240V 60HZ



127 INDOOR

NEW **WHIZZ**

— Christoph Friedrich Wagner 

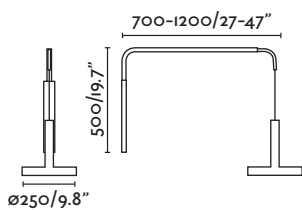



● **20167** black+gold/negro+oro

● **20168** gold+black/oro+negro

E27 MAX 15W LED  [17426 or 17496]

Body Metal







ADJUSTABLE

P.57
TABLE&FLOOR

P.86
SUSPENDED



WALL

- 20162+20165 black+gold/negro+oro
 - 20163+20165 gold+black/oro+negro
- E27 MAX 15W LED ⊗ [17426 or 17496]
Body Metal



20162



20163

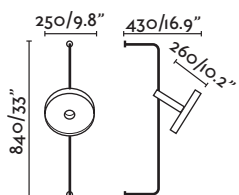


20165



20163+20165

20162+20165



129 INDOOR

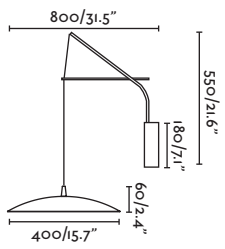

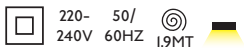
NEW SLIM

— Àlex & Manel Lluscà



- 24502 white/blanco
- 24503 black+gold/negro+oro
- LED 20W 3000K 1150lm CRI>80 Driver ✓

Body Metal
Diff Opal Glass/Cristal Opal



P.88
WALL



HAN



— Goula/Figuera 

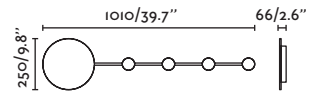
○ 01000 white/blanco

● 01001 black/negro

LED SMD 6W 2700K 500lm CRI>80 Driver ✓

Body Metal+Aluminium/Acero+Aluminio
Diff Opal PMMA/PMMA Opal

 100- 50/
240V 60HZ 




WALL



 **miaw**
DESIGN INNOVATION AWARDS



HANGER



131 INDOOR



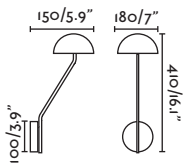
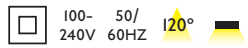
● 24527 white/blanco

● 24528 black/negro

LED SMD 6W 3000K 500lm CRI>80 Driver ✓

Body Metal

Diff Transparent PMMA/PMMA Transparente



NEW **PURE**
— Nahtrang 



NEW **MOOD**
— Nahtrang

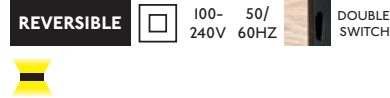
WALL



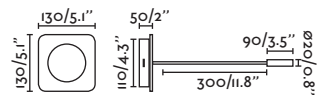
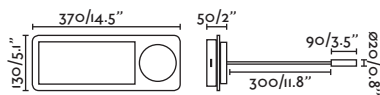
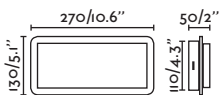
● **20061** black+wood/negro+madera
LED 2x3W 3000K 67lm CRI>80 Driver ✓
Body Wood/Madera



● **20062** black+wood/negro+madera
LED 2x3W 3000K 67lm
Reader LED 2W 3000K 105lm CRI>80
Driver ✓
Body Wood/Madera



● **20060** black+wood/negro+madera
LED 2W 3000K 105lm CRI>80 Driver ✓
Body Wood/Madera



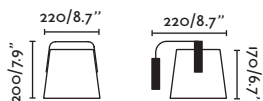


● **29844** black+wood/negro+madera

E27 MAX 15W LED ⊗ [17462]

Body Metal

Shade Cherry Tree Wood/Madera Cerezo


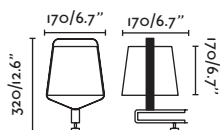



● **29845** black+wood/negro+madera

E27 MAX 15W LED ⊗ [17462]

Body Metal

Shade Cherry Tree Wood/Madera Cerezo




CHERRY TREE WOOD

STOOD

— Lucid

P.94
SUSPENDED




P.51
TABLE&FLOOR





LOOP

— Estudi Ribaudí 

WALL



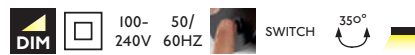
TOUCH DIMMER



 **29566** black+wood/negro+madera

LED SMD 6W 2700K 500lm CRI>80 Driver ✓


Body Metal
Shade Cherry Tree Wood/Madera Cerezo



 **29565** black+wood/negro+madera

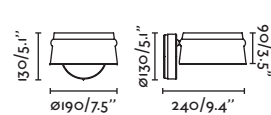
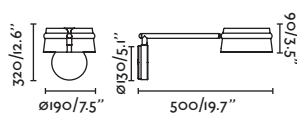
LED SMD 6W 2700K 500lm CRI>80 Driver ✓

Body Metal
Shade Cherry Tree Wood/Madera Cerezo




P.95
SUSPENDED

P.50
TABLE&FLOOR



135 INDOOR

NIKO

— Nahtrng 



Diff Opal Glass/Cristal Opal

01014 white+wood/blanco+madera

Diff Polycarbonate/Policarbonato


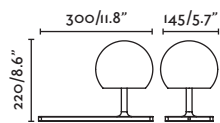
01026 **NEW** white+wood/blanco+madera

LED SMD 7W 3000K 500lm CRI>80 Driver ✓

Body Metal



USB charger Wireless charger




1W 80lm

4W 250lm

7W 500lm

3 INTENSITIES

P.42
TABLE





Diff Opal Glass/Cristal Opal

01009 white+wood/blanco+madera

Diff Polycarbonate/Polycarbonato

01027 NEW white+wood/blanco+madera

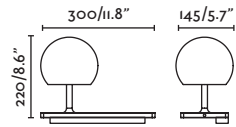
LED SMD 6W 3000K CRI>80 Driver ✓

Body Metal

100- 50/ 240V 60HZ   SWITCH

• USB charger Wireless charger


WALL



WIRELESS CHARGER



USB CHARGER



TOUCH DIMMER

137 INDOOR



NEW INVITING

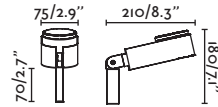
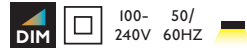
— Bohman&Folehius 



- 57300 white/blanco
- 57301 black/negro
- 57302 yellow/amarillo
- 57309 grey/gris

LED COB 6W 2700K 4800K 410lm CRI>80
Driver ✓

Body Aluminium/Aluminio
Diff PMMA

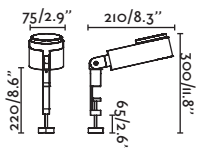
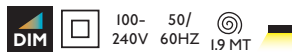


**DIMMABLE
INTENSITY & COLOR TEMPERATURE**

- 57303 white/blanco
- 57304 black/negro
- 57305 yellow/amarillo
- 57310 grey/gris

LED COB 6W 2700K 4800K 410lm CRI>80
Driver ✓

Body Aluminium/Aluminio
Diff PMMA



P.40
TABLE





STUDIO

— Nahtrng 



WALL

WALL LAMP ACCESSORY



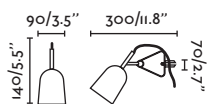
● 51129 black/negro
Body Metal



- 51133 black+creme/negro+crema
- 51134 chrome/cromo
- 51135 white/blanco
- 51136 grey/gris

E14 MAX 15W LED [17461]

Body Metal





24007+2P0211

***OPTIONAL SHADES**
Shade options on page 647
Opciones de pantalla en página 647



2P0211
white/blanco



2P0212
beige/beige



2P0213
black/negro



2P0111
white/blanco




2P0112
beige/beige



2P0113
black/negro

ETERNA

— Lucid 

P.64
TABLE&FLOOR



24005+2P0211

24005 chrome/cromo
E27 MAX 15W LED [17463]
Body Metal



*Shade not incl. / Pantalla no incl.



24006+2P0211

24006 chrome/cromo
E27 MAX 15W LED [17463]
LED HIGH POWER 1W 2700K 90 lm CRI>80
Driver ✓
Body Metal



*Shade not incl. / Pantalla no incl.

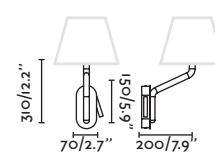
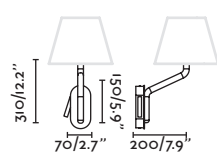
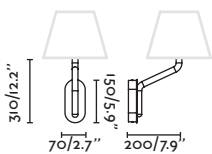


24007+2P0211

24007 chrome/cromo
E27 MAX 15W LED [17463]
LED HIGH POWER 1W 2700K 90lm CRI>80
Driver ✓
Body Metal



*Shade not incl. / Pantalla no incl.



20170+2P0113




● 20170 matt nickel/níquel mate

● 20171 old gold/oro viejo

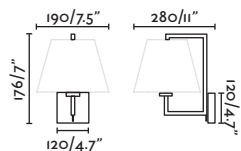
E27 MAX 15W LED [17463]

Body Aluminium/Aluminio

Shade Textile/Téxtil



*Shade not incl. / Pantalla no incl.



20173+2P0111



● 20172 matt nickel/níquel mate

● 20173 old gold/oro viejo

E27 MAX 15W LED [17463]

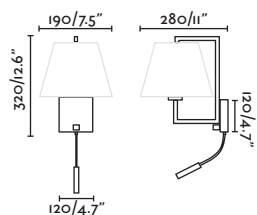
LED SMD 3W 3000K 100lm CRI>80 Driver ✓

Body Aluminium/Aluminio

Shade Textile/Téxtil



*Shade not incl. / Pantalla no incl.



NEW **FRAME**
— Nahrang

20170+2P0113

10

WALL

*OPTIONAL SHADES
Shade options on page 647
Opciones de pantalla en página 647



2P0211
white/blanco



2P0212
beige/beige



2P0213
black/negro



2P0111
white/blanco



2P0112
beige/beige



2P0113
black/negro

MADE IN EUROPE



2P0411
white/blanco



2P0412
beige/beige



2P0413
black/negro

141 INDOOR



REM

— Alex & Manel Llusçà



29682+2P0311



- 29682 matt nickel/níquel mate
- 29683 gold/oro

E27 MAX 15W LED [17463]
LED HIGH POWER 4W 3000K 120lm CRI>80
 Driver ✓

Body Metal
 Shade Textile/Téxtil



*Shade not incl. / Pantalla no incl.

29681+2P0313



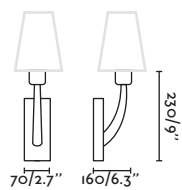
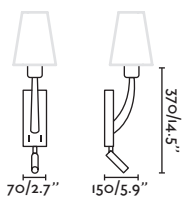
- 29680 matt nickel/níquel mate
- 29681 gold/oro

E27 MAX 15W LED [17463]


Body Metal
 Shade Textile/Téxtil



*Shade not incl. / Pantalla no incl.



P.66
 TABLE&FLOOR



***OPTIONAL SHADES**

Shade options on page 647
 Opciones de pantalla en página 647



2P0211 white/blanco
2P0212 beige/beige
2P0213 black/negro



2P0111 white/blanco
2P0112 beige/beige
2P0113 black/negro



2P0311 white/blanco
2P0312 beige/beige
2P0313 black/negro

MADE IN EUROPE



2P0411 white/blanco
2P0412 beige/beige
2P0413 black/negro

***OPTIONAL SHADES**

Shade options on page 647

Opciones de pantalla en página 647



2P02I1
white/blanco



2P02I2
beige/beige



2P02I3
black/negro



2P0I1I
white/blanco



2P0I12
beige/beige



2P0I13
black/negro

MADE IN EUROPE



2P04I1
white/blanco



2P04I2
beige/beige



2P04I3
black/negro



68494+2P0I1I

P.63
TABLE&FLOOR



ARTIS

— Àlex & Manel Llusca



68490+2P0I1I



- **68490** bronze/bronce
- **68491** chrome/cromo

E27 MAX 15W LED [17463]

Body Metal
Shade Textile/Téxtil



*Shade not incl. / Pantalla no incl.

68493+2P0I1I



- **68492** bronze/bronce
- **68493** chrome/cromo

E27 MAX 15W LED [17463]

LED 1W 3000K 140lm CRI>80 Driver ✓

Body Metal
Shade Textile/Téxtil



*Shade not incl. / Pantalla no incl.

68495+2P0I13



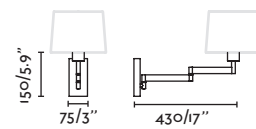
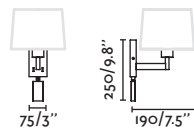
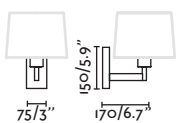
- **68494** bronze/bronce
- **68495** chrome/cromo

E27 MAX 15W LED [17463]

Body Metal
Shade Textile/Téxtil



*Shade not incl. / Pantalla no incl.





COTTON NEW


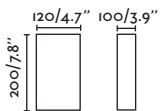
● 66403 beige/beige

● 66404 black/negro

2 E27 MAX 15W LED ⊗ [17463]

Body Metal

Shade Textile/Téxtil



COTTON NEW

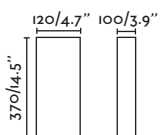
● 66405 beige/beige

● 66406 black/negro

2 E27 MAX 15W LED ⊗ [17463]

Body Metal

Shade Textile/Téxtil



COTTON NEW

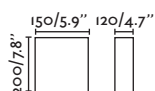
● 66407 beige/beige

● 66408 black/negro

2 E27 MAX 15W LED ⊗ [17463]

Body Metal

Shade Textile/Téxtil



COTTON NEW

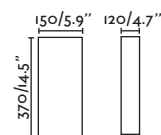
● 66409 beige/beige

● 66410 black/negro

2 E27 MAX 15W LED ⊗ [17463]

Body Metal

Shade Textile/Téxtil





COTTON NEW

- 66411 beige/beige
- 66412 black/negro

2 E27 MAX 15W LED ⊗ [17463]

Body Metal
Shade Textile/Téxtil



COTTON NEW

- 66413 beige/beige
- 66414 black/negro

2 E27 MAX 15W LED ⊗ [17463]

Body Metal
Shade Textile/Téxtil

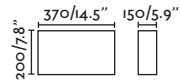
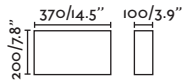
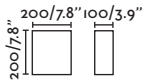


COTTON NEW


- 66415 beige/beige
- 66416 black/negro


2 E27 MAX 15W LED ⊗ [17463]

Body Metal
Shade Textile/Téxtil





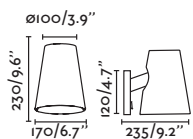

LUPE — Jordi Busquets 


 **29995** chrome+white/cromo+blanco


E27 MAX 15W LED  [17462]

Body Metal

Shade Textile/Téxtil



LUPE — Jordi Busquets 

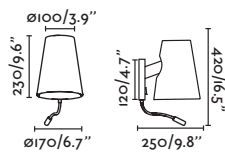
 **29996** chrome+white/cromo+blanco

E27 MAX 15W LED  [17462]

LED HIGH POWER 1W 3000K 100lm CRI>80
Driver 

Body Metal

Shade Textile/Téxtil





SABANA — Pepe Llaudet

● **29993** nickel+beige/níquel+beige

E27 MAX 15W LED ✕ [17462]

Body Metal
Shade Textile/Téxtil



SABANA — Pepe Llaudet

● **29991** nickel+beige/níquel+beige

E27 MAX 15W LED ✕ [17462]

LED HIGH POWER 1W 4000K CRI>80
Driver ✓

Body Metal
Shade Textile/Téxtil



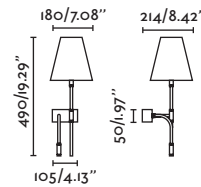
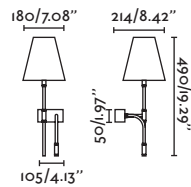
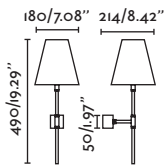
SABANA — Pepe Llaudet

● **29992** nickel+beige/níquel+beige

E27 MAX 15W LED ✕ [17462]

LED HIGH POWER 1W 4000K CRI>80
Driver ✓

Body Metal
Shade Textile/Téxtil

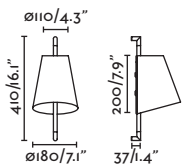


HANOI — Pepe Llaudet


● **DT00073** wood+grey/madera+gris

E27 MAX 15W LED ✕ [17485]

Body Metal+Wood/Metal+Madera
Shade Paper/Papel





BLOME — Estudi Ribaudí 

○ 62099 white/blanco

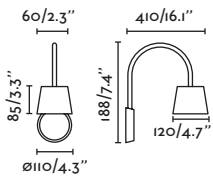
● 62100 black/negro

LED SMD 3W 3000K 150lm CRI>90 Driver ✓

Body Metal+Silicone/Metal+Silicona


Shade Textile/Téxtil

Diff Opal Glass/Cristal Opal



ARTICULATED



ACADEMY — Nahrang 

● 28200 chrome/cromo

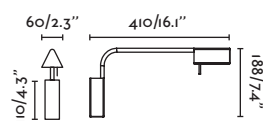
○ 28201 white/blanco

● 28206 black/negro


LED SMD 6W 3000K 350lm CRI>80 Driver ✓

Body Metal+Aluminium/Metal+Aluminium

Diff Opal PMMA/PMMA Opal



P.58
TABLE&FLOOR





● **28480** matt nickel/níquel mate

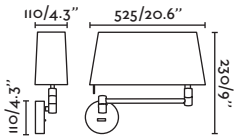
○ **28481** white/blanco

LED SMD II W 2700K 800lm CRI>80
Driver ✓

Body Metal

Diff PMMA Opal/Opal PMMA

Shade Textile/Téxtil



NEW DESLIZ

— Estudi Ribaudí





Project: Minúscula



HOTEL — Àlex & Manel Llusçà



● 29940 chrome+white/cromo+blanco

● 29945 chrome+black/cromo+negro

E27 MAX 15W LED ⊗ [17463]

Body Metal


Shade Textile/Téxtil



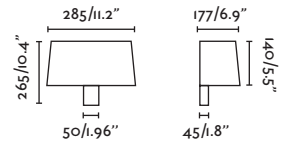
SWITCH



P.103
SUSPENDED



P.75
TABLE&FLOOR



HOTEL — Àlex & Manel Llusçà



● 29941 chrome+white/cromo+blanco

● 29946 chrome+black/cromo+negro

E27 MAX 15W LED ⊗ [17463]

LED HIGH POWER 1W 3500K CRI>80

Driver ✓

Body Metal

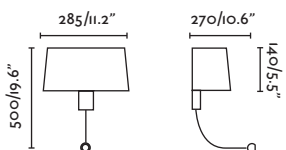
Shade Textile/Téxtil



100- 50/
240V 60HZ



DOUBLE
SWITCH





VOLTA — Estudi Ribaudí


● **20021** nickel+white/níquel+blanco

● **20022** nickel+black/níquel+negro

E27 MAX 15W LED [17463]

Body Metal

Shade Textile/Téxtil



VOLTA — Estudi Ribaudí

● **20023** nickel+white/níquel+blanco


● **20024** nickel+black/níquel+negro

E27 MAX 15W LED [17463]

LED HIGH POWER 3W 3000K 200lm CRI>80 Driver

Body Metal

Shade Textile/Téxtil



ROOM — Àlex & Manel Lluscà

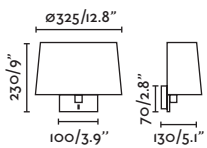

● **29974** nickel+white/níquel+blanco

● **29975** nickel+black/níquel+negro

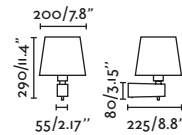
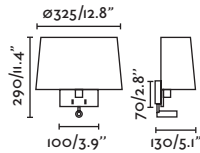

E27 MAX 15W LED [17463]

Body Metal

Shade Textile/Téxtil



P.74
SUSPENDED



ROOM — Àlex & Manel Lluscà

● **29976** nickel+white/níquel+blanco

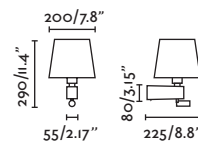
● **29977** nickel+black/níquel+negro

1 x E27 MAX 15W LED [17463]

LED HIGH POWER 3W 3000K CRI>80 Driver

Body Metal

Shade Textile/Téxtil



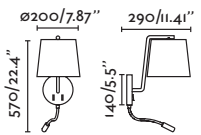


BERNI — Nahrang

- 29329 white/blanco
- 29330 black/negro
- 29331 matt nickel/níquel mate

E27 MAX 15W LED [17463]
LED HIGH POWER 3W 3000K 200lm CRI>80
 Driver ✓

Body Metal
 Shade Textile/Téxtil



Project: Elena Castells Poch

P.73
TABLE&FLOOR

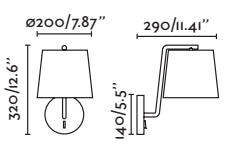



BERNI — Nahrang

- 29326 white/blanco
- 29327 black/negro
- 29328 matt nickel/níquel mate

E27 MAX 15W LED [17463]

Body Metal
 Shade Textile/Téxtil

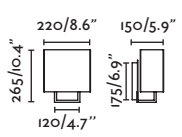



VESPER — Nahrang


- 29980 white+beige/blanco+beige
- 29981 brown+beige/marrón+beige

E14 MAX 8W LED [17461]


Body Metal
 Shade Textile/Téxtil



P.101
SUSPENDED



P.62
TABLE&FLOOR



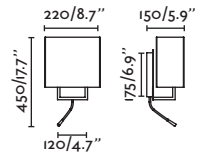

VESPER — Nahrang

- 29982 white+beige/blanco+beige
- 29983 brown+beige/marrón+beige

E14 MAX 8W LED [17461]

LED HIGH POWER 1W 3000K 120lm CRI>80
 Driver ✓

Body Metal
 Shade Textile/Téxtil





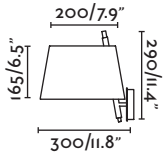

TANGO — Estudi Ribaudí



DT00063G grey/gris

E14 MAX 8W LED [17461]

Body Metal
Shade Textile/Téxtil



TANGO — Estudi Ribaudí

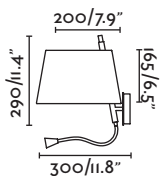



DT00064G grey/gris

E14 MAX 8W LED [17461]

LED HIGH POWER 3W 2700K 100lm CRI>80
Driver

Body Metal
Shade Textile/Téxtil



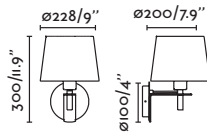

FUSTA — Àlex & Manel Llusçà



28390 white+wood/blanco+madera

E27 MAX 15W LED [17463]

Body Metal+Wood/Metal+Madera
Shade Textile/Téxtil



FUSTA — Àlex & Manel Llusçà

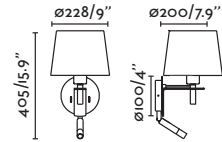
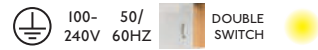


28391 white+wood/blanco+madera


E27 MAX 15W LED [17463]

LED HIGH POWER 3W 3000K 140lm CRI>80
Driver

Body Metal+Wood/Metal+Madera
Shade Textile/Téxtil



P.103
SUSPENDED



WALL



P.100
SUSPENDED



P.68
TABLE & FLOOR



153 INDOOR




SWEET — Estudi Ribaudí


- 29936 nickel+white/níquel+blanco
- 29952 white/blanco
- 29953 black/negro

E27 MAX 15W LED [17463]

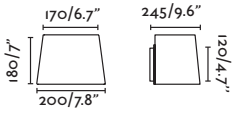

Body Steel/Acero
Shade Textile/Téxtil



P.100
SUSPENDED



P.72
TABLE&FLOOR



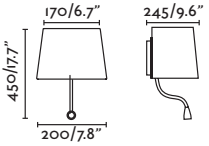
SWEET — Estudi Ribaudí

- 29935 nickel+white/níquel+blanco
- 29950 white/blanco
- 29951 black/negro

E27 MAX 15W LED [17463]

LED HIGH POWER 1W 3000K 200lm CRI>80
Driver ✓

Body Steel/Acero
Shade Textile/Téxtil

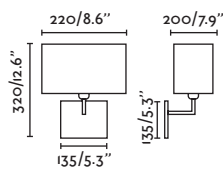
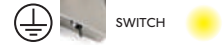


HANNA NEW

● 64301 nickel+beige/níquel+beige

E27 MAX 15W LED [17463]

Body Metal
Shade Textile/Téxtil




MOMA

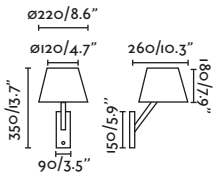
- 68504 chrome+white/cromo+blanco
- 68505 chrome+black/cromo+negro

E27 MAX 15W LED [17462]

Body Metal
Shade Textile/Téxtil



P.76
TABLE&FLOOR



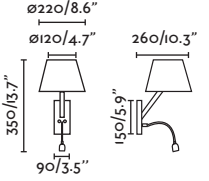
MOMA

- 68506 chrome+white/cromo+blanco
- 68507 chrome+black/cromo+negro

E27 MAX 15W LED [17462]

LED HIGH POWER 1W 6000K 80lm
Driver ✓

Body Metal
Shade Textile/Téxtil



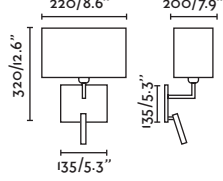
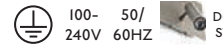
HANNA NEW

● 64300 nickel+beige/níquel+beige

E27 MAX 15W LED [17463]

LED HIGH POWER 3W 3000K 250lm CRI>80
Driver ✓

Body Metal
Shade Textile/Téxtil





THANA

68532 nickel+white/níquel+blanco

E14 MAX 8W LED [17461]

Body Metal

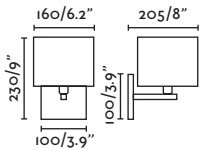
Shade Textile/Téxtil



P.104
SUSPENDED



P.77
TABLE&FLOOR



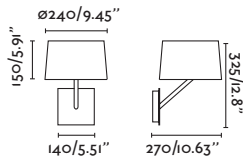
HANDY — Jordi Blasi

28413 white/blanco

E27 MAX 15W LED [17463]

Body Steel/Acero

Shade Textile/Téxtil



HANDY — Jordi Blasi

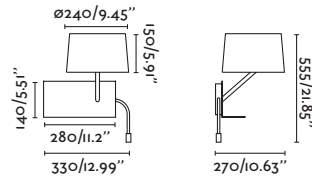
28415 white/blanco

E27 MAX 15W LED [17463]

LED HIGH POWER 3W 3000K 140lm CRI>80 Driver

Body Steel/Acero

Shade Textile/Téxtil



HANDY — Jordi Blasi

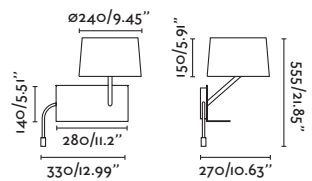
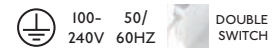
28414 white/blanco

E27 MAX 15W LED [17463]

LED HIGH POWER 3W 3000K 140lm CRI>80 Driver

Body Steel/Acero

Shade Textile/Téxtil



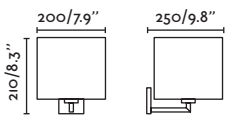



SAHARA

- 62705 chrome+linen/cromo+lino
- 62706 chrome+white/cromo+blanco

E27 MAX 15W LED [17463]

Body Metal
Shade Linen/Lino



SABA


- 68544 nickel+black/níquel+negro

E27 MAX 15W LED [17463]

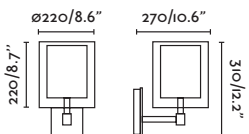
Body Metal
Shade (double) Textile/Téxtil



P.105
SUSPENDED



P.80
TABLE&FLOOR

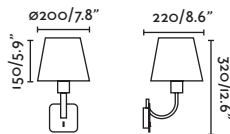
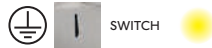


ESSENTIAL

- 29340 nickel+white/níquel+blanco

E27 MAX 15W LED [17463]

Body Metal
Shade Textile/Téxtil

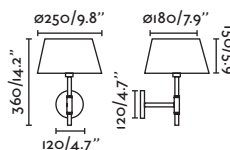


MITIC


- 68420 nickel+brown/níquel+marrón

E14 MAX 8W LED [17461]

Body Metal
Shade Textile/Téxtil



P.80
TABLE&FLOOR



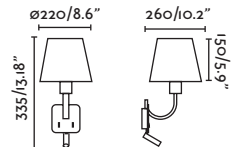
ESSENTIAL

- 29341 nickel+white/níquel+blanco

E27 MAX 15W LED [17463]

LED HIGH POWER 3W 2700K 200lm CRI>80
Driver

Body Metal
Shade Textile/Téxtil



P.81
FLOOR



P.105
SUSPENDED

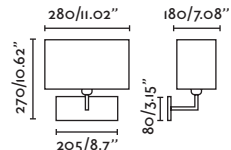


RODA

- 62988 nickel+white/níquel+blanco

E27 MAX 15W LED [17463]

Body Metal
Shade Textile/Téxtil





MIX — Àlex & Manel Llusçà



- 29964 white/blanco
- 29965 black/negro

E27 MAX 15W LED [17462]

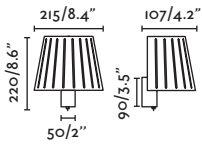
Body Metal



P.112
SUSPENDED



P.46
TABLE&FLOOR



MIX — Àlex & Manel Llusçà

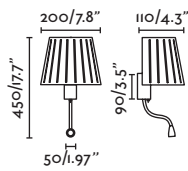


- 29962 white/blanco
- 29963 black/negro

E27 MAX 15W LED [17462]

LED HIGH POWER 3W CRI>80 Driver ✓

Body Metal



ROB

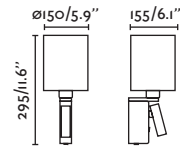
- 68496 bronze/bronce
- 68498 matt nickel/níquel mate

E27 MAX 15W LED [17463]

LED HIGH POWER 3W 3000K I60lm CRI>80 Driver ✓

Body Metal

Shade Polycarbonate/Polycarbonato



P.163
READER



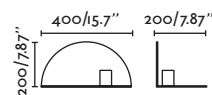
NIT — Goula/Figuera



- 01005 white/blanco
- 01006 black/negro

E27 MAX 15W LED [17429 or 17464]

Body Metal



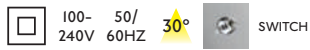


JULIET

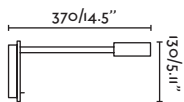
● 41025 chrome/cromo

LED HIGH POWER 3W 3000K 150lm CRI>80 Driver ✓

Body Aluminium+Metal/Aluminio+Metal



+ USB charger

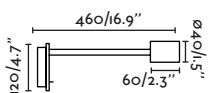


LESER

● 41026 matt nickel/níquel mate

LED 5W 3000K 300lm CRI>80 Driver ✓

Body Aluminium+Silicone/Aluminio+Silicona



BEL

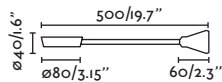
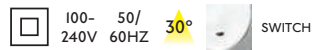
● 41028 chrome/cromo

○ 41029 white/blanco

● 41030 black/negro

LED HIGH POWER 3W 3000K 150lm CRI>80 Driver ✓

Body Aluminium+Silicone/Aluminio+Silicona

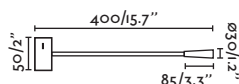
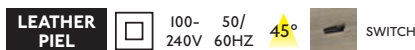


LEAD NEW

● 62704 bronze/bronce

LED 3W 3000K 180lm CRI>80 Driver ✓

Body Metal+Leather/Metal+Piel



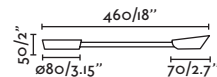
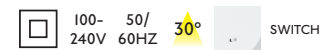
BOKEN

○ 41031 white/blanco

● 41032 black/negro

LED HIGH POWER 3W 3000K 150lm CRI>80 Driver ✓

Body Aluminium+Silicone/Aluminio+Silicona



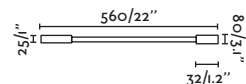
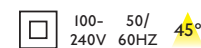
PIXIE NEW — Nahtrang

○ 24015 white/blanco

● 24016 black/negro

LED HIGH POWER 2W 2700K 90lm CRI>80 Driver ✓

Body Metal





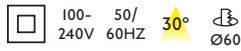
LOKE

● **40994** chrome/cromo
 ○ **41019** white/blanco
 ● **41020** black/negro
LED HIGH POWER 3W **3000K** 150lm CRI>80 Driver ✓
 Body Aluminium+Silicone/Aluminio+Silicona



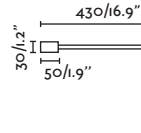
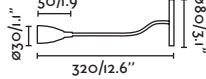
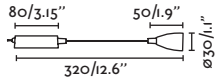
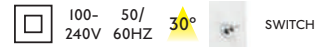
LOKE

● **40996** chrome/cromo
LED HIGH POWER 3W **3000K** 150lm CRI>80 Driver ✓
 Body Aluminium/Aluminio



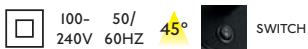
SAMI

○ **41023** white/blanco
LED HIGH POWER 3W **2700K** 120lm CRI>80 Driver ✓
 Body Aluminium+Silicone/Aluminio+Silicona



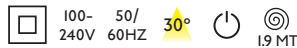
KALE

● **62703** black/negro
LED HIGH POWER 3W **3000K** 180lm CRI>80 Driver ✓
 Body Aluminium+Silicone/Aluminio+Silicona



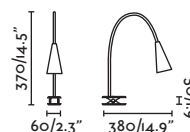
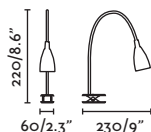
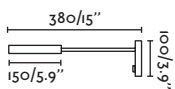
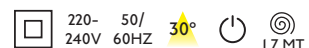
LOKE

● **40995** chrome/cromo
 ○ **41021** white/blanco
LED HIGH POWER 3W **3000K** 120lm CRI>80 Driver ✓
 Body Aluminium+Metal/Aluminio+Metal




LENA

52059 ○ white/blanco
52061 ● black/negro
LED SMD 3W **4000K** 300lm CRI>80 Driver ✓
 Body Aluminium+Metal+Silicone/Aluminio+Metal+Silicona







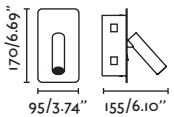
SUAU — Nahtrang 

- 62126 matt nickel/níquel mate
- 62127 gold/oro
- 62128 black/negro
- 62129 **NEW** white/blanco

LED HIGH POWER 3W 3000K I 40lm CRI>80 Driver ✓

Body Steel/Acero

RECESSED  100-240V 50/60HZ 30°  SWITCH 350° 90° 255X80





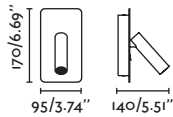
SUAU — Nahtrang 

- 62118 **NEW** black/negro
- 62120 white/blanco
- 62121 silver/plata

LED HIGH POWER 3W 3000K I 40lm CRI>80 Driver ✓

Body Steel/Acero

 100-240V 50/60HZ 30°  SWITCH 350° 90°





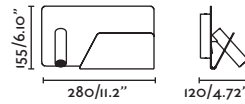
SUAU — Nahtrang 

- 62122 white/blanco
- 62123 silver/plata

LED HIGH POWER 3W 3000K I 40lm CRI>80 Driver ✓

Body Steel/Acero

 100-240V 50/60HZ 30°  SWITCH 350° 90° USB charger





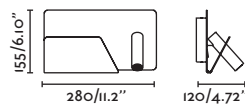
SUAU — Nahtrang 

- 62124 white/blanco
- 62125 silver/plata

LED HIGH POWER 3W 3000K I 40lm CRI>80 Driver ✓

Body Steel/Acero

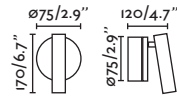

 100-240V 50/60HZ 30°  SWITCH 350° 90° USB charger





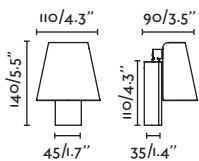
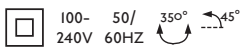
BOC NEW

- 62707 white/blanco
 - 62708 black/negro
 - 62709 matt nickel/níquel mate
 - 62710 chrome/cromo
 - 62711 bronze/bronce
- LED HIGH POWER 3W 3000K | 30lm CRI>80
Driver ✓
- Body Aluminium/Aluminio




LE PETIT — Àlex & Manel Llusca

- 62161 white/blanco
 - 62162 black/negro
- LED SMD 4W 3000K | 30lm CRI>80 Driver ✓
- Body Metal










AUREA — Estudi Ribaudí 

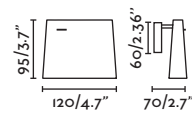
○ 62115 white/blanco


LED SMD 6W 2700K 230lm CRI>80 Driver ✓

Body Steel+Aluminium/Acero+Aluminio
Diff Polycarbonate/Policarbonato

 100-240V  50/60HZ  SWITCH 

350°  90°



FLASH — Estudi Ribaudí 

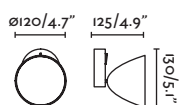
● 20200 white/blanco

● 20204 black/negro

LED SMD 10W 3000K 500lm CRI>80
Driver ✓

Body Die Cast Aluminium/ Aluminio inyectado
Diff Polyethylene/Polietileno

 220-240V  50/60HZ  SWITCH  350° 90°



P.110
SUSPENDED





ROB

- **68497** bronze/bronce
- **68499** matt nickel/níquel mate

LED HIGH POWER 3W 3000K 160lm CRI>80 Driver ✓

Body Metal



SWING — Àlex & Manel Lluscà



- **62112** chrome/cromo
- **62113** white/blanco

LED COB 6W 3000K 160lm CRI>80 Driver ✓

Body Metal



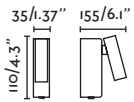
SMILE — Jordi Busquets



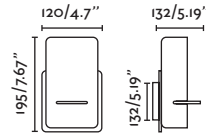
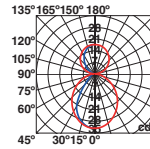
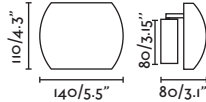
- **62130** white/blanco
- **62131** black/negro

E27 MAX 15W LED ⊗ [17463]

Body Metal



P.157
READER





TEN — Faro Team 


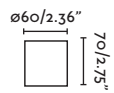
- 62150 matt white/blanco mate
- 62151 matt black/negro mate
- 62152 old gold/oro viejo
- 62153 satin gold/oro satinado
- 62154 copper/cobre
- 62155 matt nickel/níquel mate

E27 MAX 15W LED ⊗ [17429 or 17464]

Body Aluminium/Aluminio



P.44
TABLE&FLOOR



ART


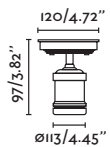
- 64138 old gold/oro envejecido

E27 MAX 15W LED ⊗ [17425]

Body Steel/Acero



P.114
SUSPENDED

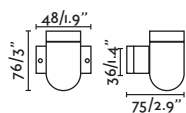


SERA NEW

- 62302 white/blanco
- 62303 black/negro

E27 MAX 15W ⊗ [17426]

Body Ceramic/Cerámica

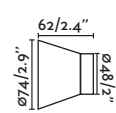


KERA NEW

- 62300 white/blanco
- 62301 black/negro

E27 MAX 15W ⊗ [17426]

Body Ceramic/Cerámica






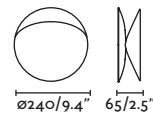
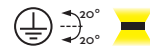
OVO — Estudi Ribaudí



● **62108** white/blanco

R7s 118mm MAX 15W LED ☒ [17497]

Body Metal

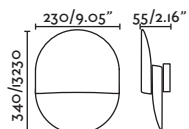


ERES NEW

○ **64026** white/blanco

E27 MAX 15W ☒ [17463]

Body Metal

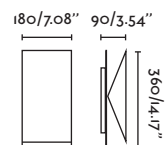
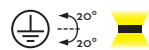


HOMS

○ **63167** white/blanco

R7s 78mm MAX 8W LED ☒ [17488]

Body Metal



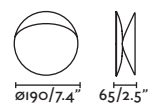
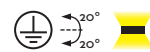
OVO — Estudi Ribaudí



● **62105** white/blanco

R7s 78mm MAX 8W LED ☒ [17488]

Body Metal





RETRO — Àlex & Manel Lluscà

- 20000 beige/beige
- 20002 red/rojo
- 20045 copper/cobre
- 20049 black+copper/negro+cobre

E14 MAX 8W LED [17461]

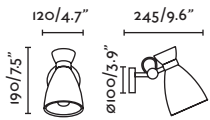
Body Metal



P.112
SUSPENDED



P.56
TABLE&FLOOR



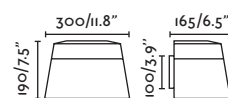
SAC — Àlex & Manel Lluscà

- 66191 brown+beige/marrón+beige

2 E14 MAX 8W LED [17461]

Body Metal

Shade Textile/Téxtil






LINDA — Estudi Ribaudí



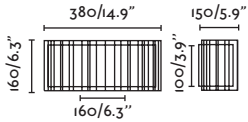
- 29306 white/blanco
- 29310 black+white/negro+blanco
- 2 E27 MAX 15W LED [17463]
- Body Steel/Acero
- Diff Textile/Téxtil



P.102
SUSPENDED



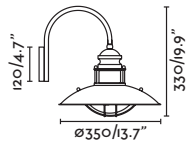
P.70
TABLE&FLOOR



WINCH — Àlex & Manel Llusçà



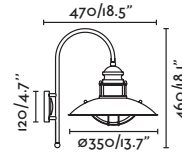
- 66200 pale brown/marrón pardo
- E27 MAX 15W LED [17463]
- Body Metal
- Diff Glass/Cristal




WINCH — Àlex & Manel Llusçà



- 66201 pale brown/marrón pardo
- E27 MAX 15W LED [17463]
- Body Metal
- Diff Glass/Cristal



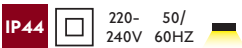
P.121
SUSPENDED



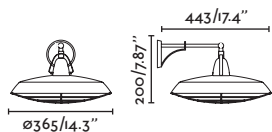
PLEC — Àlex & Manel Llusçà



- 66208 old brown/marrón envejecido
- 66209 off white/blanco roto
- LED SMD 15W 3000K 1200lm CRI>80
- Driver ✓
- Body Steel/Acero
- Diff PVC



P.120
SUSPENDED





LOA

● 62809 black/negro

E27 MAX 15W LED ⊗ [17463]

Body Metal



HUDSON

● 62810 black/negro

E27 MAX 15W LED ⊗ [17463]

Body Metal
Diff Glass/Cristal

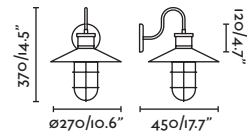
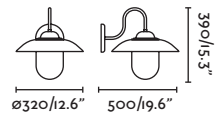
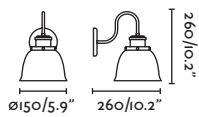


MARINA

● 60005 black/negro

E27 MAX 15W LED ⊗ [17428]

Body Metal
Diff Glass/Cristal



P.168
SUSPENDED



PEPPER

● 64168 beige/beige

● 64169 black/negro

E27 MAX 15W LED ⊗ [17462]

Body Metal



RAS

● 62807 black/negro

E27 MAX 15W LED ⊗ [17463]

Body Metal

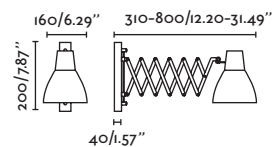
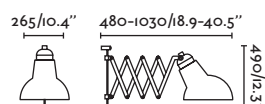
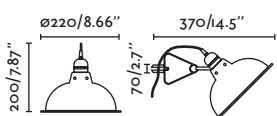


PETRA

● 40062 chrome/cromo

E14 MAX 8W LED ⊗ [17461]

Body Metal



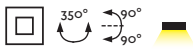


LIST

● **60000** black/negro

E27 MAX 15W LED ✕ [17463]

Body Metal



BOARD NEW

● **01040** black/negro

LED SMD 7W 2700K 1280lm CRI>80 Driver ✓

Body Board/Pizarra
Diff PMMA

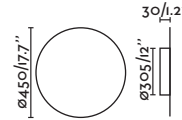
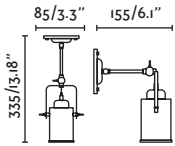


BOARD NEW

● **01041** black/negro

LED SMD 12W 2700K 1900lm CRI>80 Driver ✓

Body Board/Pizarra
Diff PMMA



NUDOS

● **68138** dark brown/marrón oscuro

E27 MAX 15W LED ✕ [17462]

Body Metal+Wood/Metal+Madera
Diff Bubble Glass/Cristal Burbuja



MARLIN

● **65133** gold+black/ oro+negro

E27 MAX 15W LED ✕ [17429]

Body Metal

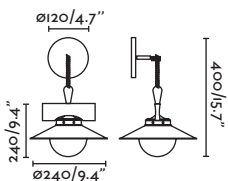


CELIA

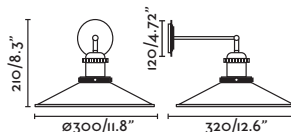

● **40070** black/negro

E14 MAX 8W LED ✕ [17461]

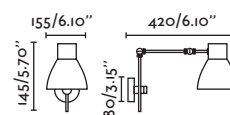

Body Metal+Steel/Metal+Acero



P.121
SUSPENDED



P.114
SUSPENDED



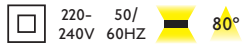


LISE

- 29888 white/blanco
- 29889 black/negro

LED 2COB 6W 2700K 740lm CRI>80 Driver ✓

Body Aluminium/Aluminio


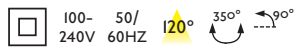


ORA

- 29890 white/blanco
- 29891 black/negro

LED SMD 4W 3000K 350lm CRI>80 Driver ✓

Body Aluminium/Aluminio
Diff PMMA

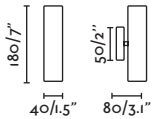
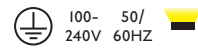


DALLAS

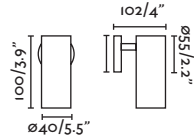
- 63199 white/blanco

LED COB 5W 3000K 435lm CRI>80 Driver ✓

Body Aluminium/Aluminio



P.119
SUSPENDED



P.119
SUSPENDED

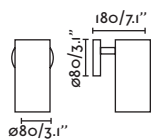


NAN NEW

- 62148 white/blanco
- 62149 black/negro

GU10 MAX 8W LED [17324]

Body Aluminium/Aluminio




P.195
CEILING



P.119
SUSPENDED



P.217
TRACK



WALL

CEILING



P.111
SUSPENDED



CONIK — Àlex & Manel Llusçà

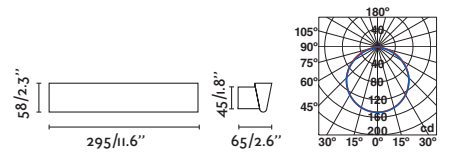
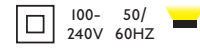


● 64218 aluminium/aluminio

● 64219 white/blanco

LED SMD 8W 3000K 800lm CRI>80 Driver ✓

Body Aluminium/Aluminio
Diff PMMA



WALL



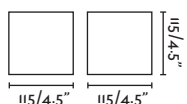
KAMEN

● 63311 beige/beige

● 63312 grey/gris

G9 MAX 6W LED [17466]

Body Concrete/Cemento

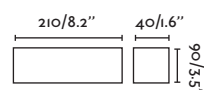
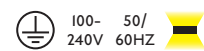


NASH

○ 62819 white/blanco

LED SMD 8W 3000K 450lm CRI>80 Driver ✓

Body Aluminium/Aluminio

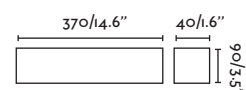
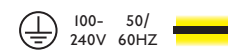


NASH

○ 62820 white/blanco

LED SMD 16W 3000K 990lm CRI>80 Driver ✓

Body Aluminium/Aluminio



171 INDOOR



CHERAS

○ 63173 white/blanco

R7s JP78mm MAX 8W LED [17488]

Body Plaster/Yeso




CHERAS

○ 63174 white/blanco

G9 MAX 6W LED [17466]

Body Plaster/Yeso


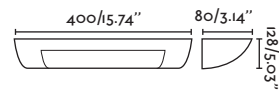
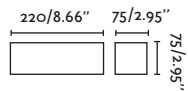
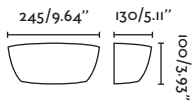


CHERAS

○ 63175 white/blanco

R7s JP78mm MAX 8W LED [17488]

Body Plaster/Yeso




EACO

○ 63176 white/blanco

G9 MAX 6W LED [17466]

Body Plaster/Yeso



EACO

○ 63177 white/blanco

2 G9 MAX 6W LED [17466]

Body Plaster/Yeso

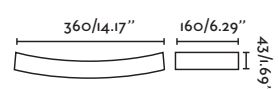
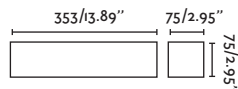
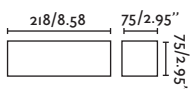


EACO

○ 63178 white/blanco

R7s JP78mm MAX 8W LED [17488]

Body Plaster/Yeso





OLAF

○ 63278 white/blanco

2 E14 MAX 8W LED [17461]

Body Plaster/Yeso
Diff Glass/Cristal



ELSA

○ 63279 white/blanco

LED SMD 8W 3000K 300lm CRI>80 Driver ✓

Body Plaster/Yeso
Diff Translucent PMMA/PMMA Translúcido

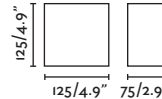
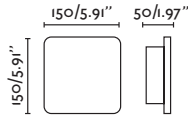



OSLO

○ 63284 white/blanco

G9 MAX 6W LED [17466]

Body Plaster/Yeso



SNOW

○ 63285 white/blanco

E14 MAX 8W LED [17461]

Body Plaster/Yeso


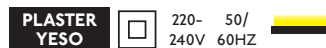


TERA

○ 63184 white/blanco

LED SMD 6W 2700K 530lm CRI>80 Driver ✓

Body Plaster/Yeso

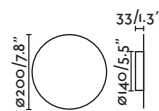
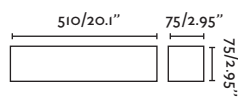
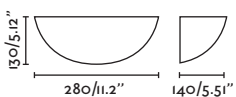


LUNA NEW

○ 63225 white/blanco

LED SMD 5W 2700K 300lm CRI>80 Driver ✓

Body Plaster/Yeso
Diff Opal PMMA/PMMA Opal



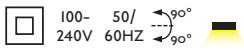


MAGRITTE

- 61080 matt nickel/níquel mate
- 61083 **NEW** old gold/oro viejo

LED SMD 6W 3000K 380lm CRI>80 Driver ✓

Body Steel/Acero

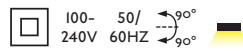


MAGRITTE

- 61081 matt nickel/níquel mate
- 61084 **NEW** old gold/oro viejo

LED SMD 8W 3000K 500lm CRI>80 Driver ✓

Body Steel/Acero

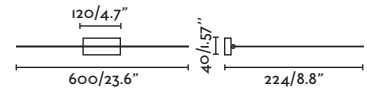
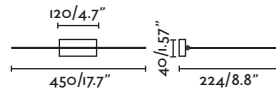
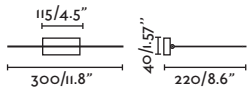
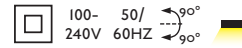


MAGRITTE

- 61082 matt nickel/níquel mate
- 61085 **NEW** old gold/oro viejo

LED SMD 12W 3000K 750lm CRI>80 Driver ✓

Body Steel/Acero

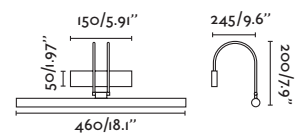
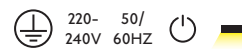


KLIMIT

- 61048 matt nickel/níquel mate
- 61049 old gold/oro envejecido

LED SMD 6W 3000K 770lm CRI>80 Driver ✓

Body Aluminium/Aluminio



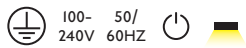


HENLEIN

● **61064** matt nickel/níquel mate

LED SMD 3W 4100K 410lm CRI>80 Driver ✓

Body Metal



LUMIERE

● **61066** matt nickel/níquel mate

2 G9 MAX 6W LED ⊗ [17443]

Body Metal

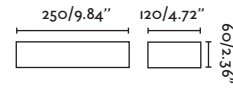
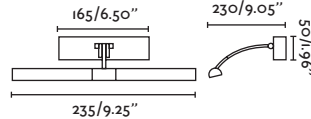
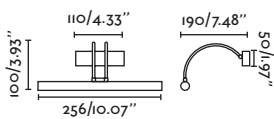


AMBO

● **63186** pol. aluminium/aluminio pulido

E27 MAX 15W LED ⊗ [17437]

Body Polished Aluminium/Aluminio Pulido
Diff Glass/Cristal



LIRIA

● **63156** matt nickel/níquel mate

E27 MAX 15W LED ⊗ [17463]

Body Metal
Diff Opal Glass/Cristal Opal



DIULA

● **62986** matt nickel/níquel mate

2 E27 MAX 15W LED ⊗ [17463]

Body Steel/Acero
Diff Glass/Cristal

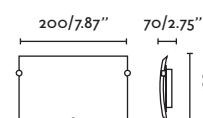
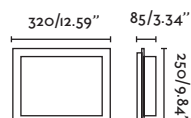
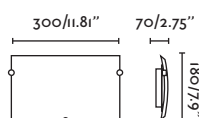


DIULA

● **62987** matt nickel/níquel mate

E27 MAX 15W LED ⊗ [17463]

Body Steel/Acero
Diff Glass/Cristal





BATH
BAÑO

● 40085 old gold/oro envejecido

● 40086 chrome/cromo

● 40087 bronze/bronce

G9 MAX 6W LED [17443]

Body Metal

Diff Opal Glass/Cristal Opal

IP44  100- 50/
240V 60HZ 



NEW PERLA

— Àlex & Manel Llusçà 





BATH
BAÑO

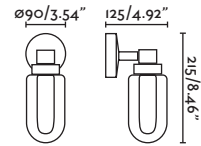


● 40076 bronze/bronce

LED 3W 2700K 200 lm CRI>80 Driver ✓

Body Metal
Diff Glass/Cristal

IP44  100- 50/
240V 60HZ 




WALL

NEW BRUME

— Àlex & Manel Llusçà 

P.201
CEILING



P.201
SUSPENDED



177 INDOOR



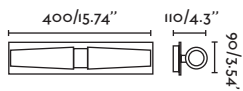
BATH
BAÑO

DOKA

63323 chrome/cromo

2 E14 MAX 8W LED [17460]

Body Steel/Acero
Diff Opal Glass/Cristal Opal



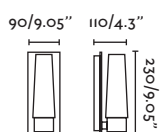
BATH
BAÑO

DOKA

63322 chrome/cromo

E14 MAX 8W LED [17460]

Body Steel/Acero
Diff Opal Glass/Cristal Opal



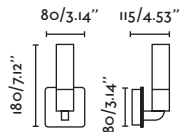
BATH
BAÑO

LAOS

63320 chrome/cromo

E14 MAX 8W LED [17460]

Body Aluminium/Aluminio
Diff Opal Glass/Cristal Opal



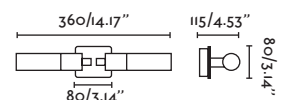
BATH
BAÑO

LAOS

63321 chrome/cromo

2 E14 MAX 8W LED [17460]

Body Aluminium/Aluminio
Diff Opal Glass/Cristal Opal





BATH
BAÑO

GALA NEW



63504 chrome/cromo

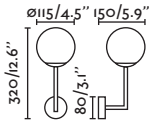
63505 gold/oro

G9 MAX 6W LED [17495]

Body Metal

Diff Glass/Cristal

IP44  100- 50/
240V 60HZ 



BATH
BAÑO



LAGO NEW

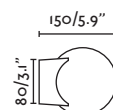
63503 chrome/cromo

G9 MAX 6W LED [17495]

Body Metal

Diff Opal Glass/Cristal Opal

IP44  100- 50/
240V 60HZ 








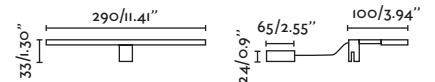
BATH BAÑO
TERMA

63148 chrome/cromo

LED SMD 7W 4000K 500lm CRI>80 Driver ✓

Body Steel+Aluminium/Acero+Aluminio
Diff Translucent PMMA/PMMA Translúcido

IP44  100- 50/
240V 60HZ  0.5 MT 



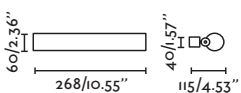
BATH BAÑO
SIRET

64177 chrome/cromo

LED SMD 8W 3000K 600lm CRI>80 Driver ✓

Body Aluminium/Aluminio
Diff Opal PMMA/PMMA Opal

IP44  100- 50/
240V 60HZ 



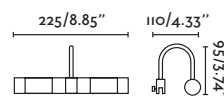
BATH BAÑO
RELAX

63038 chrome/cromo

2 G9 MAX 6W LED x [17466]

Body Metal
Diff Glass/Cristal

IP44  



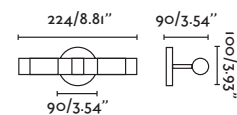
BATH BAÑO
RELAX

63043 chrome/cromo

2 G9 MAX 6W LED x [17466]

Body Metal
Diff Glass/Cristal

IP44  





BATH
BAÑO

LASS

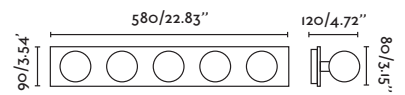
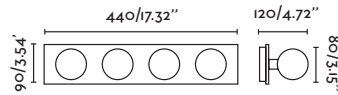
○ 63008 mirror/espejo
 4 G9 MAX 6W LED ✕ [17466]
 Body Metal
 Diff Opal Glass/Cristal Opal



BATH
BAÑO

LASS

○ 63009 mirror/espejo
 5 G9 MAX 6W LED ✕ [17466]
 Body Metal
 Diff Opal Glass/Cristal Opal





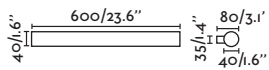


VOLGA NEW BATH BAÑO

● **63508** chrome/cromo
LED SMD 12W 3000K 850lm CRI>80
 Driver ✓

Body Aluminium/Aluminio
 Diff PMMA



IP44  IK 10 100- 50/
 240V 60HZ 

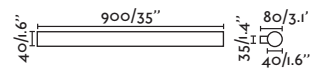


VOLGA NEW BATH BAÑO

● **63509** chrome/cromo
LED SMD 18W 3000K 1300lm CRI>80
 Driver ✓

Body Aluminium/Aluminio
 Diff PMMA



IP44  IK 10 100- 50/
 240V 60HZ 

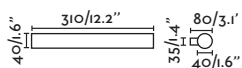


VOLGA NEW BATH BAÑO

● **63507** chrome/cromo
LED SMD 5W 3000K 350lm CRI>80
 Driver ✓

Body Aluminium/Aluminio
 Diff PMMA

IP44  IK 10 100- 50/
 240V 60HZ 



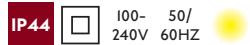


DANUBIO NEW

BATH
BAÑO

● **63600** chrome/cromo
LED SMD 9W 2700K 600Lm CRI>80
 Driver ✓

Body Metal
 Diff Opal Glass/Cristal Opal

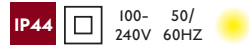


DANUBIO NEW

BATH
BAÑO

● **63601** chrome/cromo
LED SMD 12W 2700K 800Lm CRI>80
 Driver ✓

Body Metal
 Diff Opal Glass/Cristal Opal

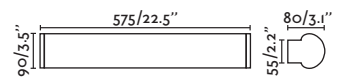
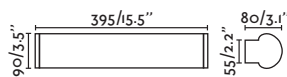
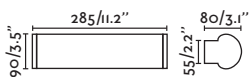
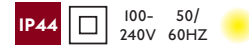


DANUBIO NEW

BATH
BAÑO

● **63602** chrome/cromo
LED SMD 18W 2700K 1080Lm CRI>80
 Driver ✓

Body Metal
 Diff Opal Glass/Cristal Opal





BATH
BAÑO

LINE

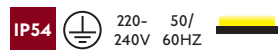
● 65139 aluminium/aluminio

LED SMD I0W 3000K I300lm CRI90

Driver ✓

Body Aluminium/Aluminio

Diff Opal Polycarbonate/Polycarbonato Opal



BATH
BAÑO

NILO

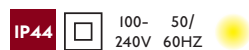
● 63318 chrome/cromo

LED SMD I2W 3000K 950 lm CRI>80

Driver ✓

Body Aluminium/Aluminio

Diff PMMA



BATH
BAÑO

NILO


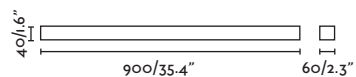
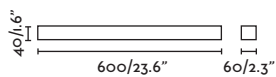
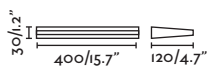

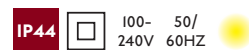
● 63319 chrome/cromo

LED SMD I8W 3000K I400lm CRI>80

Driver ✓

Body Aluminium/Aluminio

Diff PMMA





63501

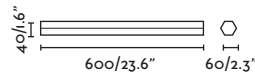
BATH BAÑO

EDGE

● **63501** chrome/cromo
LED SMD 12W **4000K** 870lm CRI>80
 Driver ✓

Body Aluminium/Aluminio
 Diff Opal PMMA/PMMA Opal

IP44 □ 100- 50/
 240V 60HZ ☀



WALL



BATH BAÑO

EDGE

● **63500** chrome/cromo
LED SMD 8W **4000K** 500lm CRI>80 Driver ✓
 Body Aluminium/Aluminio
 Diff Opal PMMA/PMMA Opal

IP44 □ 100- 50/
 240V 60HZ ☀




BATH BAÑO

EDGE

● **63502** chrome/cromo
LED SMD 18W **4000K** 1300lm CRI>80
 Driver ✓
 Body Aluminium/Aluminio
 Diff Opal PMMA/PMMA Opal

IP44 □ 100- 50/
 240V 60HZ ☀

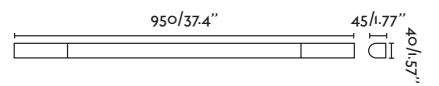


BATH BAÑO

INDO

● **63146** chrome/cromo
LED SMD 9W **4000K** 600lm CRI>80 Driver ✓
 Body Aluminium/Aluminio
 Diff Polycarbonate/Polycarbonato

IP44 □ 100- 50/
 240V 60HZ ☀



185 INDOOR





CEILING





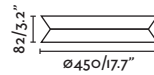
● 20094 black/negro

○ 20095 white/blanco

LED SMD 24W 3000K 1900lm CRI>80
Driver ✓

Body Metal+Wood/Metal+Madera
Diff Opal PMMA/PMMA Opal

□ 100- 50/
240V 60HZ




NEW **TENDER**
— Nahrang 





WALL



CEILING



SIDE — Àlex & Manel Llusca




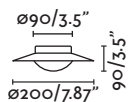
- 62132 white/blanco
- 62133 white+nickel/blanco+níquel
- 62134 black+gold/negro+oro
- 62135 black+copper/negro+cobre

G9 MAX 6W LED [17443]

Body Metal
Diff Opal Glass/Cristal Opal



P.108
SUSPENDED



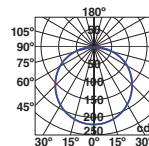
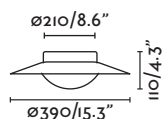
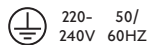
SIDE — Àlex & Manel Llusca



- 62140 white/blanco
- 62141 white+nickel/blanco+níquel
- 62142 black+gold/negro+oro
- 62143 black+copper/negro+cobre

LED SMD 15W 3000K 1200lm CRI>80
Driver ✓

Body Metal
Diff Opal Glass/Cristal Opal



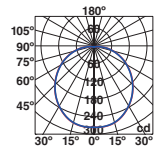
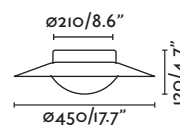
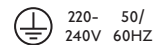
SIDE — Àlex & Manel Llusca



- 62144 white/blanco
- 62145 white+nickel/blanco+níquel
- 62146 black+gold/negro+oro
- 62147 black+copper/negro+cobre

LED SMD 20W 3000K 1600lm CRI>80
Driver ✓

Body Metal
Diff Opal Glass/Cristal Opal





DOLME — Xjer Studio 


● **64096** black/negro

● **64097** white/blanco

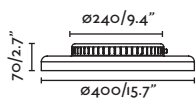
LED SMD 24W **3000K** | 260lm CRI>80
Driver 

Body Metal

Diff Polycarbonate/Polycarbonato

 220- 50/
240V 60HZ

P.106
SUSPENDED





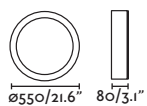
COCOTTE — Jordi Llopis 


- 64182 matt white/blanco mate
- 64183 shiny black/negro brillante

LED SMD 30W 3000K 1700lm CRI>80
Driver ✓

Body Metal+Aluminium/ Metal+Aluminio
Diff Opal PMMA/PMMA Opal

 100- 50/
240V 60HZ



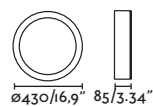
COCOTTE NEW — Jordi Llopis 

- 64250 matt white/blanco mate
- 64251 shiny black/negro brillante

LED SMD 30W 3000K 1200lm CRI>80
Driver ✓

Body Metal+Aluminium/ Metal+Aluminio
Diff Opal PMMA/PMMA Opal

 100- 50/
240V 60HZ

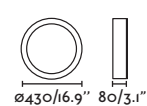


COCOTTE — Jordi Llopis 


- 64180 matt white/blanco mate

T5 MAX 40W [9724040] Ballast ✓

Body Metal
Diff Opal PMMA/PMMA Opal






ORLEANS — Nahrang 

- 43532 white/blanco
- 43533 black/negro
- 43534 chrome/cromo

2 GU 10 MAX 8W LED ⊗ [○ 17309 ● 17324]

Body Metal



ORLEANS — Nahrang 


- 43529 white/blanco
- 43530 black/negro
- 43531 chrome/cromo

GU 10 MAX 8W LED ⊗ [○ 17309 ● 17324]

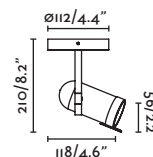
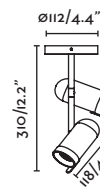
Body Metal




P.207
SPOT



P.214
TRACK






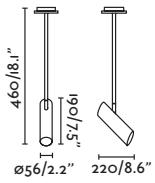
LINK — Estudi Ribaudí 

○ 29877 white/blanco

● 29878 black/negro

GU10 MAX 8W LED ☒ [○ 17316 ● 17324]

Body Steel/Acero



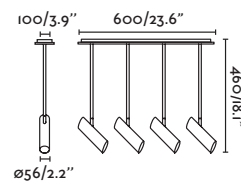
LINK — Estudi Ribaudí 

○ 29879 white/blanco


● 29880 black/negro

4 GU10 MAX 8W LED ☒ [○ 17316 ● 17324]

Body Steel/Acero



P.55
TABLE&FLOOR



P.210
SPOT



P.215
TRACK





TECTO

- 63270 white/blanco
- 63271 black/negro

GU 10 MAX 8W LED ⊗ [O 17320 ● 17324]

Body Aluminium/Aluminio



TECTO

- 63272 white/blanco
- 63273 black/negro

2 GU 10 MAX 8W LED ⊗ [O 17320 ● 17324]

Body Aluminium/Aluminio

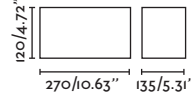
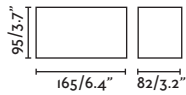
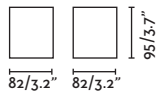


TECTO AR III

- 63276 white/blanco
- 63277 black/negro

2 AR III MAX 15W LED ⊗ [D01 447]
LED transformer ⊗ [98111020]

Body Aluminium/Aluminio



TECTO AR III

- 63274 white/blanco
- 63275 black/negro

AR III MAX 15W LED ⊗ [D01 447]
LED transformer ⊗ [98111020]

Body Aluminium/Aluminio



SVEN

- 63268 white/blanco

GU 10 MAX 8W LED ⊗ [17316]

Body Plaster/Yeso

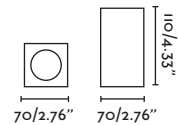
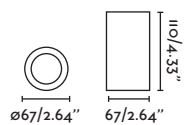
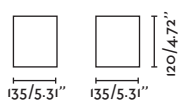


SVEN

- 63269 white/blanco

GU 10 MAX 8W LED ⊗ [17316]

Body Plaster/Yeso





SQUAD

● 63216 white/blanco

GU10 MAX 8W LED [17316]

Body Aluminium+Steel/Aluminio+Acero



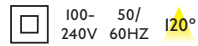
HARU

● 64206 white/blanco

● 64207 **NEW** black/negro

LED SMD 6W 3000K 350lm CRI>80 Driver ✓

Body Aluminium/Aluminio
Diff Opal Polycarbonate/Policarbonato Opal



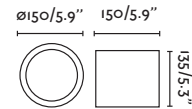
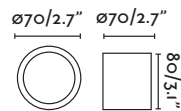
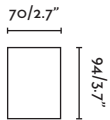
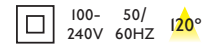
NATSU

● 64204 white/blanco

● 64205 black/negro

LED 30W 3000K 1275lm CRI>80 Driver ✓

Body Aluminium/Aluminio
Diff PMMA



NAN

● 64190 white/blanco

● 64189 **NEW** black/negro

GU10 MAX 8W LED [17324]

Body Aluminium/Aluminio



P.119
SUSPENDED



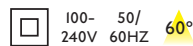
REL

● 64198 white/blanco

● 64199 black/negro

LED COB 15W 2700K 1340lm CRI>80 Driver ✓

Body Aluminium/Aluminio
Diff Glass/Cristal



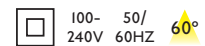
REL

● 64200 white/blanco


● 64201 black/negro

LED COB 25W 2700K 2230lm CRI>80 Driver ✓

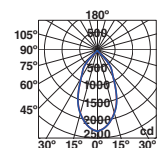
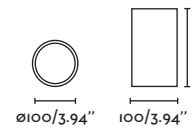
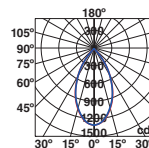
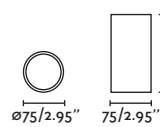

Body Aluminium/Aluminio
Diff PMMA



P.217
TRACK



P.170
WALL



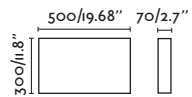


SILK

● **62957** white/blanco

LED SMD 30W 3000K 2400lm CRI>80
Driver ✓

Body Metal
Diff Acrylic textile/Téxtil acrílico

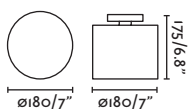


JANET

● **65137** white+gold/blanco+oro

E27 MAX 15W LED ⊗ [17462]

Body Metal

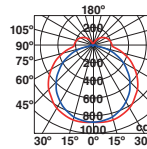
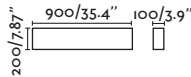


SILK

● **62958** white/blanco

LED SMD 50W 3000K 4000lm CRI>80
Driver ✓

Body Metal
Diff Acrylic textile/Téxtil acrílico



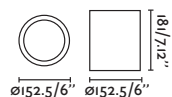
POTE

● **63124** white/blanco

● **63125** black/negro

E27 MAX 15W LED ⊗ [17463]

Body Aluminium/Aluminio

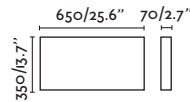
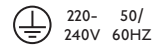


SILK

● **62959** white/blanco

LED SMD 60W 3000K 4800lm CRI>80
Driver ✓

Body Metal
Diff Acrylic textile/Téxtil acrílico



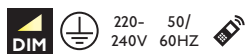


SEVEN

○ 68323 white/blanco

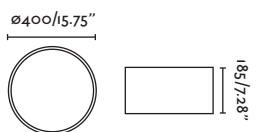
LED SMD 20W CRI>80 Driver ✓

Body Textile/Téxtil
Diff Opal Acrylic/Acrílico Opal



3000K | 1313lm 4000K | 1274lm 6000K | 1234lm

3 INTENSITIES



P.104
SUSPENDED

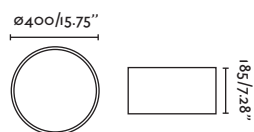


SEVEN

○ 68298 white/blanco

E27 MAX 15W LED ✕ [17463]

Body Textile/Téxtil
Diff Opal Acrylic/Acrílico Opal

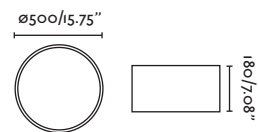


SEVEN

○ 68317 white/blanco

3 E27 MAX 15W LED ✕ [17463]

Body Textile/Téxtil
Diff Opal Acrylic/Acrílico Opal





SOGO

○ 62961 white/blanco

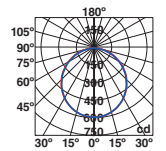
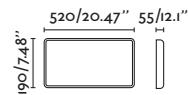
LED SMD 25W 4000K 1800lm CRI>80

Driver ✓

Body Aluminium/Aluminio

Diff Opal Polycarbonate/Polycarbonato Opal

□ 220- 50/
240V 60HZ



SOGO

○ 62962 white/blanco

LED SMD 30W 4000K 2350lm CRI>80

Driver ✓

Body Aluminium/Aluminio

Diff Opal Polycarbonate/Polycarbonato Opal

□ 220- 50/
240V 60HZ



SOGO

○ 62963 white/blanco

LED SMD 50W 4000K 3500lm CRI>80

Driver ✓

Body Aluminium/Aluminio

Diff Opal Polycarbonate/Polycarbonato Opal

□ 220- 50/
240V 60HZ



SOGO

○ 62964 white/blanco

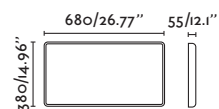
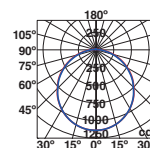
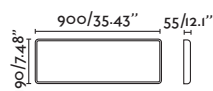
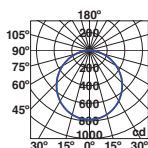
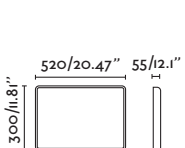
LED SMD 60W 4000K 5100lm CRI>80

Driver ✓

Body Aluminium/Aluminio

Diff Opal Polycarbonate/Polycarbonato Opal

□ 220- 50/
240V 60HZ





IRIS

● **63393** grey/gris

LED SMD 15W 3000K 1200lm CRI>80
Driver ✓

Body Polypropylene/Polipropileno
Diff Opal PMMA/PMMA Opal



IRIS

● **63394** grey/gris

LED SMD 20W 3000K 1600lm CRI>80
Driver ✓

Body Polypropylene/Polipropileno
Diff Opal PMMA/PMMA Opal

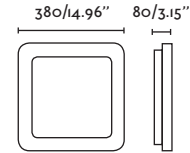
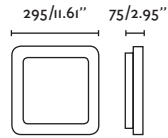
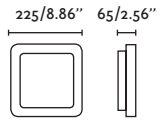


IRIS

● **63395** grey/gris

LED SMD 30W 3000K 2400lm CRI>80
Driver ✓

Body Polypropylene/Polipropileno
Diff Opal PMMA/PMMA Opal





AMI

○ 63397 white/blanco

● 63398 aluminium/aluminio

LED SMD 15W 2700K 1200lm CRI>80
Driver ✓

Body Aluminium/Aluminio
Diff PVC

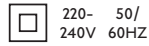


RONDA

○ 63309 white/blanco

LED SMD 15W 4000K 850lm CRI>80
Driver ✓

Body Aluminium/Aluminio
Diff Opal PMMA/PMMA Opal

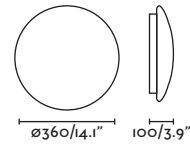
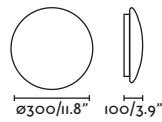
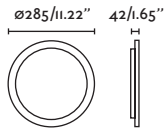
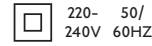


RONDA

○ 63310 white/blanco

LED SMD 20W 4000K 1700lm CRI>80
Driver ✓

Body Aluminium/Aluminio
Diff Opal PMMA/PMMA Opal



BIC NEW

○ 63408 white/blanco

LED SMD 60W 3000K 4000lm CRI>80
Driver ✓

Body Aluminium/Aluminio
Diff Opal Polycarbonate/Polycarbonato Opal

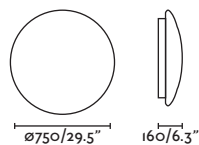
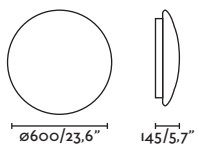


BIC

○ 63406 white/blanco

LED SMD 100W 3000K 4800lm CRI>80
Driver ✓

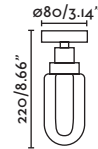
Body Aluminium/Aluminio
Diff Opal Polycarbonate/Polycarbonato Opal





BATH
BAÑO

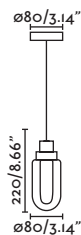
● **40077** bronze/bronce
LED SMD 3W 2700K 200lm CRI>80
 Driver ✓
 Body Metal
 Diff Glass/Cristal
IP44 □ 100- 50/
 240V 60HZ



NEW **BRUME**
 — Àlex & Manel Llusca

CEILING

● **40078** bronze/bronce
LED 3W 2700K 200lm CRI>80 Driver ✓
 Body Metal
 Diff Glass/Cristal
IP44 □ 100- 50/
 240V 60HZ Ⓢ 2.6 MT



P.177
WALL



INDOOR



BATH BAÑO

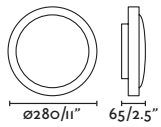
CLOE

63403 chrome/cromo

LED SMD 24W 2700K 2000lm CRI>80 Driver ✓

Body Metal
Diff Opal Glass/Cristal Opal

IP44 100- 50/
240V 60HZ



BATH BAÑO


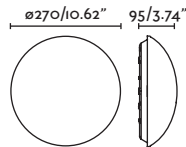
YUTAI NEW

63407 white/blanco

LED 15W 3000K 1200lm CRI>80 Driver ✓

Body Metal
Diff Opal Glass/Cristal Opal

MOVEMENT SENSOR IP44 100- 50/
240V 60HZ MOV



BATH BAÑO


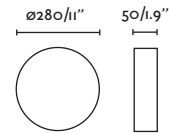
ZON

63291 white/blanco

LED 18W 3000K 1600lm Driver ✓

Body Polycarbonate/Polycarbonato
Diff Opal PMMA/PMMA Opal

DIM IP54 220- 50/
240V 60HZ



BATH BAÑO

FORO

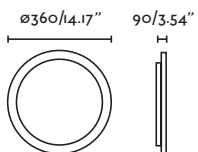
63404 white/blanco

63405 aluminium/aluminio

LED SMD 24W 3000K 2000lm CRI>80 Driver ✓

Body Aluminium/Aluminio
Diff Opal PMMA/PMMA Opal

IP44 100- 50/
240V 60HZ



BATH BAÑO

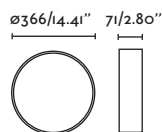
VUK

64188 white/blanco

LED SMD 40W 2700K 3000lm CRI>80 Driver ✓

Body Metal
Diff Opal Polycarbonate/Polycarbonato Opal

IP44 220- 50/
240V 60HZ



BATH BAÑO

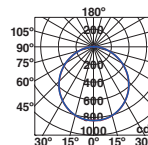
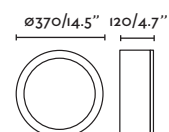
KAO

63399 chrome/cromo

LED SMD 35W 3000K 2800lm CRI>80 Driver ✓

Body Metal
Diff Opal PMMA/PMMA Opal

IP44 100- 50/
240V 60HZ






BATH BAÑO

LOGOS

○ 62965 white/blanco
 ● 62980 aluminium/aluminio
E27 MAX 15W LED ⊗ [17462]
 Body Aluminium/Aluminio
 Diff Opal PMMA/PMMA Opal



BATH BAÑO

LOGOS

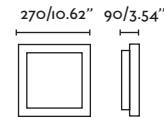
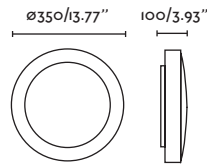
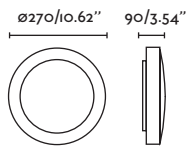
○ 62966 white/blanco
 ● 62981 aluminium/aluminio
2 E27 MAX 15W LED ⊗ [17462]
 Body Aluminium/Aluminio
 Diff Opal PMMA/PMMA Opal



BATH BAÑO

TOLA

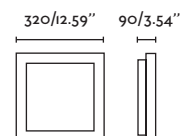
○ 62968 white/blanco
 ● 62983 aluminium/aluminio
E27 MAX 15W LED ⊗ [17462]
 Body Aluminium/Aluminio
 Diff Opal PMMA/PMMA Opal




BATH BAÑO

TOLA

○ 62969 white/blanco
2 E27 MAX 15W LED ⊗ [17462]
 Body Aluminium/Aluminio
 Diff Opal PMMA/PMMA Opal







SPOT





STONE — Àlex & Manel Llusca



● 43500 grey/gris

GU 10 MAX 8W LED ☒ [17324]

Body Metal+Concrete/
Metal+Cemento



STONE — Àlex & Manel Llusca



● 43501 grey/gris

2 GU 10 MAX 8W LED ☒ [17324]

Body Metal+Concrete/
Metal+Cemento



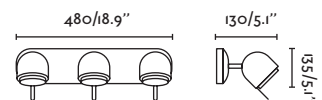
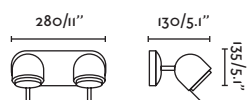
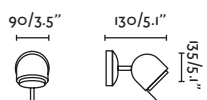
STONE — Àlex & Manel Llusca



● 43502 grey/gris

3 GU 10 MAX 8W LED ☒ [17324]

Body Metal+Concrete/
Metal+Cemento





P.192
CEILING

P.214
TRACK



SPOTLIGHTS



ORLEANS — Nahrang

- 43520 white/blanco
- 43521 black/negro
- 43522 chrome/cromo

GU 10 MAX 8W LED [O 17309 ● 17324]

Body Metal



ORLEANS — Nahrang

- 43523 white/blanco
- 43524 black/negro
- 43525 chrome/cromo

2 GU 10 MAX 8W LED [O 17309 ● 17324]

Body Metal


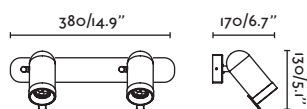
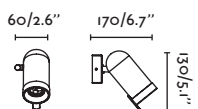


ORLEANS — Nahrang

- 43526 white/blanco
- 43527 black/negro
- 43528 chrome/cromo




3 GU 10 MAX 8W LED [O 17309 ● 17324]

Body Metal



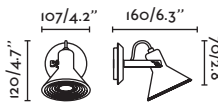


CUP — Àlex & Manel Llusçà 




-  40580 copper/cobre
-  40581 matt nickel/níquel mate
-  40582 white/blanco

GU10 MAX 8W LED  [17324]

Body Metal

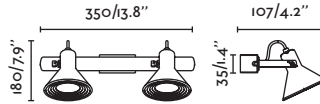


CUP — Àlex & Manel Llusçà 




-  40583 copper/cobre
-  40584 matt nickel/níquel mate
-  40585 white/blanco

2 GU10 MAX 8W LED  [17324]

Body Metal

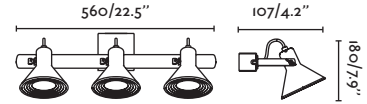


CUP — Àlex & Manel Llusçà 




-  40586 copper/cobre
-  40587 matt nickel/níquel mate
-  40588 white/blanco

3 GU10 MAX 8W LED  [17324]

Body Metal

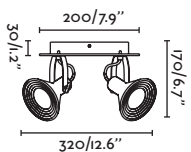


CUP — Àlex & Manel Llusçà 



-  40589 copper/cobre
-  40590 matt nickel/níquel mate
-  40591 white/blanco

4 GU10 MAX 8W LED  [17324]

Body Metal



P.215
TRACK





RING — Àlex & Manel Llusçà



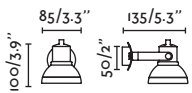
- 40550 white/blanco
- 40551 dark grey/gris oscuro
- 40552 matt nickel/níquel mate

GU 10 MAX 8W LED [17324]

Body Metal



P.214
TRACK



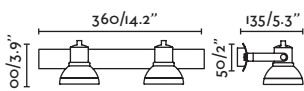
RING — Àlex & Manel Llusçà



- 40553 white/blanco
- 40554 dark grey/gris oscuro
- 40555 matt nickel/níquel mate

2 GU 10 MAX 8W LED [17324]

Body Metal



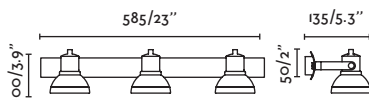
RING — Àlex & Manel Llusçà



- 40556 white/blanco
- 40557 dark grey/gris oscuro
- 40558 matt nickel/níquel mate

3 GU 10 MAX 8W LED [17324]

Body Metal



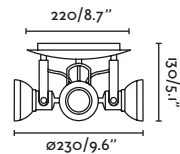
RING — Àlex & Manel Llusçà



- 40559 white/blanco
- 40560 dark grey/gris oscuro
- 40561 matt nickel/níquel mate

4 GU 10 MAX 8W LED [17324]

Body Metal



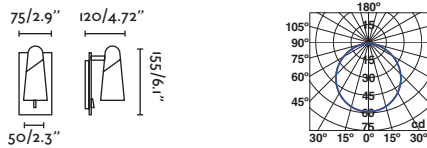


LAO — Nahrang

- 29025 black+copper/negro+cobre
- 29033 white+copper/blanco+cobre
- 29039 black/negro
- 29040 white/blanco

LED SMD 4.5W 3000K 400lm CRI>80 Driver ✓

Body Metal
Diff ABS

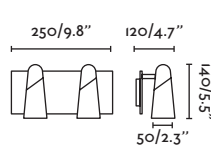
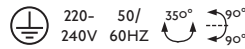


LAO — Nahrang

- 29026 black+copper/negro+cobre
- 29034 white+copper/blanco+cobre
- 29041 black/negro
- 29042 white/blanco

LED 2xSMD 4.5W 3000K 400lm CRI>80 Driver ✓

Body Metal
Diff ABS

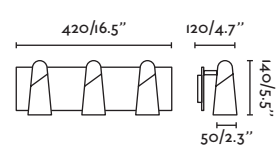
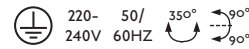


LAO — Nahrang


- 29027 black+copper/negro+cobre
- 29035 white+copper/blanco+cobre
- 29043 black/negro
- 29044 white/blanco

LED 3xSMD 4.5W 3000K 400lm CRI>80 Driver ✓


Body Metal
Diff ABS



P.54
TABLE&FLOOR



P.214
TRACK

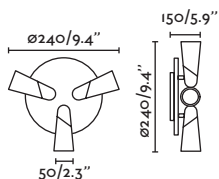
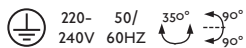


LAO — Nahrang

- 29028 black+copper/negro+cobre
- 29036 white+copper/blanco+cobre
- 29051 black/negro
- 29052 white/blanco

LED 3xSMD 4.5W 3000K 400lm CRI>80 Driver ✓

Body Metal
Diff ABS



LINK — Estudi Ribaudí


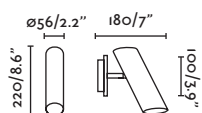
- 29873 white/blanco
- 29874 black/negro
- 29897 NEW bronze/bronce

GU 10 MAX 8W LED [O 17316 ● 17324]

Body Steel/Acero



P.55
TABLE&FLOOR



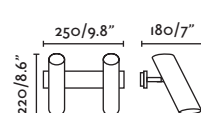
LINK — Estudi Ribaudí

- 29875 white/blanco
- 29876 black/negro

Body Steel/Acero



P.215
TRACK





STAN NEW

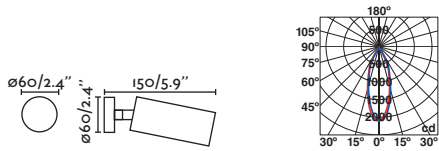
○ 43726 white/blanco

● 43727 black/negro

LED 12W 2700K 1200lm CRI>90 Driver ✓

Body Aluminium/Aluminio

Diff Transparent Polycarbonate/Policarbonato
Transparente



SPOTLIGHTS

STAN NEW

○ 43722 white/blanco

● 43723 black/negro

GU10 MAX 8W LED ⊗ [○ 17316 ● 17324]

Body Aluminium/Aluminio



RING
ACCESSORY

○ 43728

● 43729



DIFF HONEY COMB
ACCESSORY

43730



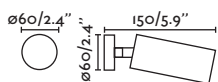
LINEAR SPREAD
LENS ACCESSORY

43731

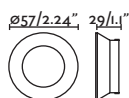


SPREAD LENS
ACCESSORY

43732



P.215
TRACK



211 INDOOR





TR A C K



ORLEANS NEW — Nahrang 

● 43535 white/blanco

● 43536 black/negro

GU 10 MAX 8W LED ⊗ [O 17309 ● 17324]

Body Metal

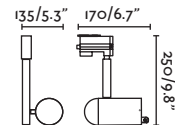
Diff Glass/Cristal


GU 10 LED  350° 90°

P.192
CEILING



P.207
SPOT



LAO — Nahrang 

● 29031 black+copper

● 29032 white+copper


● 29045 black/negro

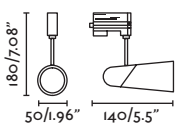
○ 29046 white/blanco

LED SMD 4.5W 3000K 400lm CRI>80


Driver 

Body Metal
Diff ABS


 220- 50/ 350° 90°
240V 60HZ 90°



P.210
CEILING



P.54
TABLE&FLOOR



P.210
SPOT



RING — Àlex & Manel Llusçà 

○ 40562 white/blanco

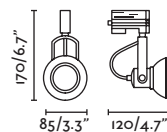
● 40563 dark grey/gris oscuro

● 40564 matt nickel/niquel mate

GU 10 MAX 8W LED ⊗ [17324]

Body Metal

GU 10 LED  350° 90°



P.209
SPOT





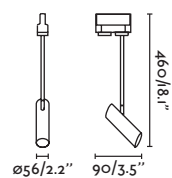
LINK — Estudi Ribaudí




- 29871 white/blanco
- 29872 black/negro
- 29896 **NEW** bronze/bronce

GU 10 MAX 8W LED [O 17316 ● 17324]

Body Steel/Acero




P.193
CEILING



P.210
SPOT



P.55
TABLE&FLOOR



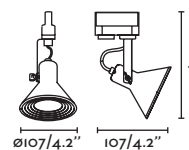
CUP — Àlex & Manel Llusca



- 40592 copper/cobre
- 40593 matt nickel/níquel mate
- 40594 white/blanco

GU 10 MAX 8W LED [17324]

Body Metal



P.208
SPOT





STAN NEW

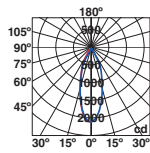
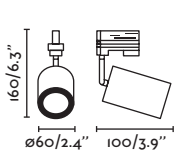
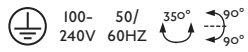
○ 43724 white/blanco

● 43725 black/negro

LED 12W 2700K 1200lm CRI>80 Driver ✓

Body Aluminium/Aluminio

Diff Transparent Polycarbonate/Policarbonato
Transparente



STAN NEW

○ 43720 white/blanco

● 43721 black/negro

GUI 10 MAX 8W LED ⊗ [○ 17316 ● 17324]

Body Aluminium/Aluminio



RING
ACCESSORY

○ 43728

● 43729



DIFF HONEY COMB
ACCESSORY

43730



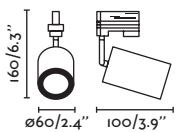
LINEAR SPREAD
LENS ACCESSORY

43731

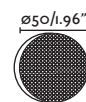
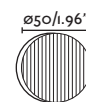

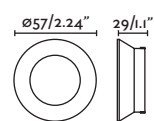



SPREAD LENS
ACCESSORY

43732



P.211
SPOT





NAN

- 64192 white/blanco
- 64193 black/negro

GU10 MAX 8W LED [17324]

Body Aluminium/Aluminio



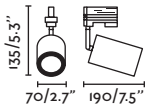

P.195
CEILING



P.119
SUSPENDED



P.170
WALL

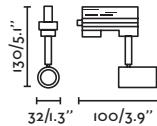


PLOT

- 64202 white/blanco
- 64203 black/negro

GU10 MAX 8W LED [17316 ● 17324]

Body Metal


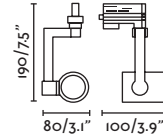


RAM

- 40100 white/blanco
- 40101 black/negro

E27 MAX 15W LED [17404 ● 17403]


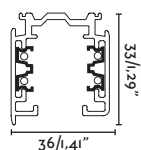
Body Die Cast Aluminium/Aluminio inyectado



SURFACE TRACK KIT 1MT

- 64210 white/blanco
- 64212 black/negro
- 64214 grey/gris

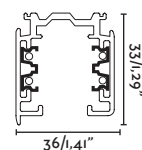
Body Metal



SURFACE TRACK KIT 2MTS

- 64211 white/blanco
- 64213 black/negro
- 64215 grey/gris

Body Metal







RE
CES
SED

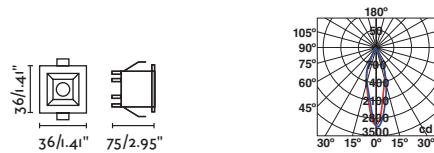


TROOP NEW

● **43700** white+black/blanco+negro

LED 2W 3000K 210lm CRI>90
Driver ☒ [98310206E]

Body Aluminium/Aluminio


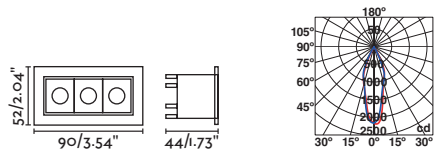


TROOP NEW

● **43701** white+black/blanco+negro

LED 3x2W 3000K 630lm CRI>90
Driver ☒ [98310206]

Body Aluminium/Aluminio


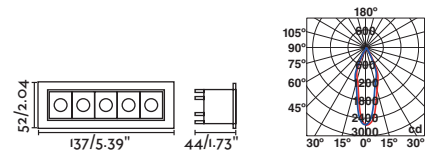



TROOP NEW

● **43702** white+black/blanco+negro

LED 5x2W 3000K 1050lm CRI>90
Driver ☒ [98310225]

Body Aluminium/Aluminio

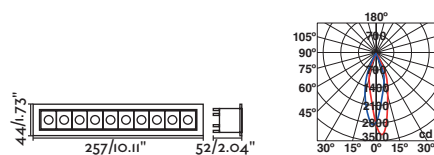


TROOP NEW

● **43703** white+black/blanco+negro

LED 10x2W 3000K 2100lm CRI>90
Driver ☒ [98310225]

Body Aluminium/Aluminio

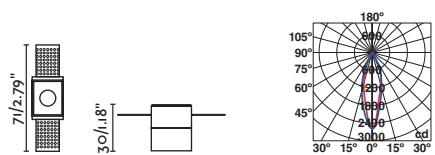


TROOP TRIMLESS NEW

● **43704** black/negro

LED 2W 3000K 210lm CRI>90
Driver ☒ [98310206E]

Body Aluminium/Aluminio

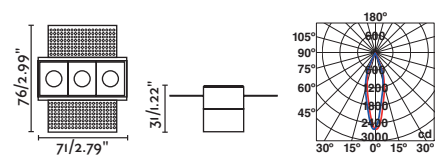



TROOP TRIMLESS NEW

● **43705** black/negro

LED 3x2W 3000K 630lm CRI>90
Driver ☒ [98310206]

Body Aluminium/Aluminio






TROOP TRIMLESS NEW

● **43706** black/negro

LED 5x2W 3000K I050lm CRI>90
Driver ☒ [98310225]

Body Aluminium/Aluminio




TROOP TRIMLESS NEW

● **43707** black/negro

LED 10x2W 3000K 2100lm CRI>90
Driver ☒ [98310225]

Body Aluminium/Aluminio

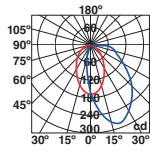
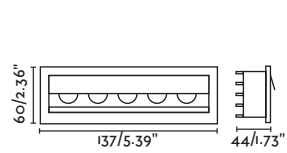
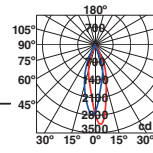
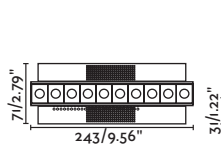
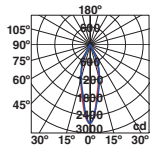
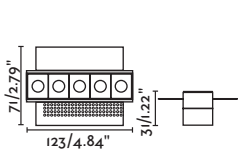



TROOP WALL WASHER NEW

● **43710** white+black/blanco+negro

LED 5x2W 3000K I250lm CRI>90
Driver ☒ [98310225]

Body Aluminium/Aluminio



RECESSED

221 INDOOR



HYDE NEW

- 40118 white/blanco
- 40119 black/negro

GU10 MAX 8W LED [O 17316 ● 17324]
Socket GU10 [43065]

Body Metal

ORIENTABLE   $\varnothing 83$



HYDE NEW

- 40114 white/blanco
- 40115 black/negro

GU10 MAX 8W LED [O 17316 ● 17324]
Socket GU10 [43065]

Body Metal

IP44   $\varnothing 83$



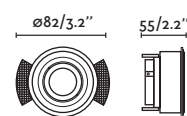
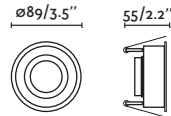
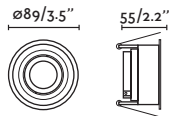
HYDE NEW

- 40110 white/blanco
- 40111 black/negro

GU10 MAX 8W LED [O 17316 ● 17324]
Socket GU10 [43065]

Body Metal

ORIENTABLE  $\pm 30^\circ$  $\varnothing 83$



HYDE NEW

- 40120 white/blanco
- 40121 black/negro

GU10 MAX 8W LED [O 17316 ● 17324]
Socket GU10 [43065]

Body Metal

ORIENTABLE  $\pm 30^\circ$  83×83



HYDE NEW

- 40116 white/blanco
- 40117 black/negro

GU10 MAX 8W LED [O 17316 ● 17324]
Socket GU10 [43065]

Body Metal

IP44   83×83



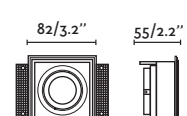
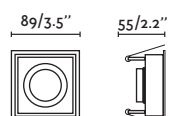
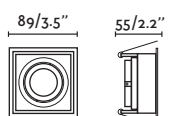
HYDE NEW

- 40112 white/blanco
- 40113 black/negro

GU10 MAX 8W LED [O 17316 ● 17324]
Socket GU10 [43065]

Body Metal

ORIENTABLE  $\pm 30^\circ$  83×83



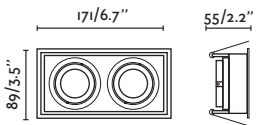


HYDE NEW

- 40126 white/blanco
- 40127 black/negro

2 GU10 MAX 8W LED [O 17316 ● 17324]
Socket GU10 [43065]

Body Metal

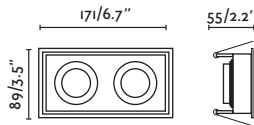


HYDE NEW

- 40124 white/blanco
- 40125 black/negro

2 GU10 MAX 8W LED [O 17316 ● 17324]
Socket GU10 [43065]

Body Metal

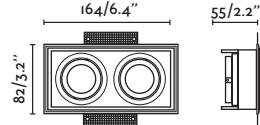


HYDE NEW

- 40122 white/blanco
- 40123 black/negro

2 GU10 MAX 8W LED [O 17316 ● 17324]
Socket GU10 [43065]

Body Metal





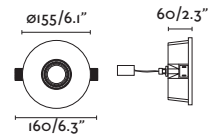
NEU

○ 63286 white/blanco

MR 16 35W ✗ Gear ✗ [98101050]

Socket MR16 ✓

Body Plaster/Yeso



YES

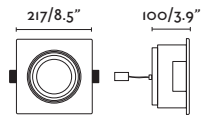
○ 63280 white/blanco

AR III max 100W ✗

Gear ✗ [98101050]

Body Plaster/Yeso

Diff Aluminium/Aluminio



NORD

○ 63290 white/blanco

LED SMD 18W 3000K 1100lm CRI>80

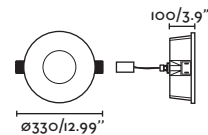
Driver DC 350mA ✗ [98310125]

Body Plaster/Yeso

Diff Opal PMMA/PMMA Opal



*Visit faro.es to consult how to install it.
Visita faro.es para consultar su instalación.



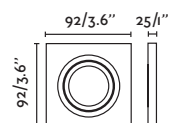
RADÓN

○ 43396 white/blanco

GU 10 MAX 8W LED ✗ [17316]

Socket GU10 ✗ [43065]

Body Aluminium/Aluminio



RADÓN

○ 43397 white/blanco

GU 10 MAX 8W LED ✗ [17316]

Socket GU10 ✗ [43065]

Body Aluminium/Aluminio



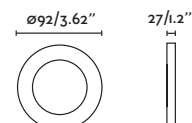
RADÓN

○ 43398 white/blanco

GU 10 MAX 8W LED ✗ [17316]

Socket GU10 ✗ [43065]

Body Aluminium/Aluminio



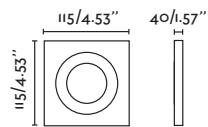


ARGÓN

○ 43402 white/blanco

GU10 MAX 8W LED [17316]
Socket GU10 [43065]

Body Aluminium/Aluminio

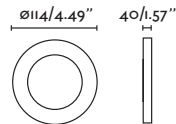


ARGÓN

○ 43401 white/blanco

GU10 MAX 8W LED [17316]
Socket GU10 [43065]

Body Aluminium/Aluminio

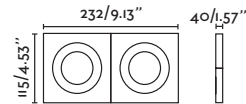


ARGÓN

○ 43403 white/blanco

2 GU10 MAX 8W LED [17316]
Socket GU10 [43065]

Body Aluminium/Aluminio

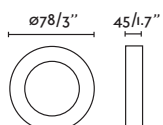


NEÓN

○ 43399 white/blanco

GU10 MAX 8W LED [17320]
Socket GU10 [43065]

Body Aluminium/Aluminio

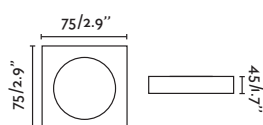


NEÓN

○ 43400 white/blanco

GU10 MAX 8W LED [17320]
Socket GU10 [43065]

Body Aluminium/Aluminio

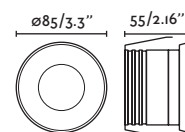


GAS

○ 43404 white/blanco

GU10 MAX 8W LED [17320]
Socket GU10 [43065]

Body Metal





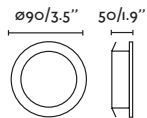
KOI

○ 42921 white/blanco

LED SMD 6W 3000K 400lm CRI>80 Driver ✓

Body Polycarbonate/Polycarbonato
Diff PVC

ORIENTABLE  100-240V 50/60HZ  15°  Ø81





LED MINI

○ 42910 white/blanco

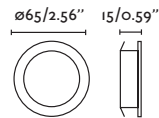
● 42911 chrome/cromo

LED HIGH POWER 3,5W 3000K 200lm
CRI>80 Driver ✗ [98310110]

Body Metal
Diff Translucent Polycarbonate/Polycarbonato
Translúcido

 350 MA  Ø58

*Visit faro.es to consult how to install it.
Visita faro.es para consultar su instalación.





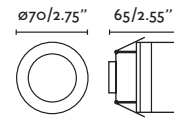
EBBA

● 42919 silver/plata

LED SMD 4W 3000K 304lm CRI>80 Driver ✓

Body Aluminium/Aluminio
Diff Opal PMMA+Transparent PMMA/
PMMA Opal+PMMA Transparente

IP44  220-240V 50/60HZ  Ø63



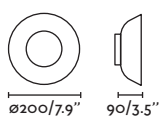
BOL

○ 65138 white/blanco

LED SMD 15W 2700K 800lm CRI90 Driver ✓

Body Aluminium/Aluminio
Diff Opal Glass/Cristal Opal

ORIENTABLE  100-240V 50/60HZ  45°  Ø127



MÓVIL

○ 43056 white/blanco

● 43057 matt nickel/níquel mate

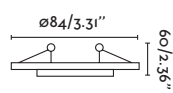
● 43058 old gold/oro envejecido

● 43059 aluminium/aluminio

GU 10 MAX 8W LED ✗
Socket GU 10 ✗ [43065]

Body Zamac/Zamac

ORIENTABLE  50°  Ø74





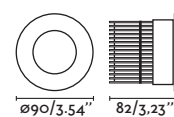
NUSA

● 02090201 white/blanco

LED COB 7W 4000K 550lm CRI>80 350mA
Driver ✓

Body Aluminium/Aluminio

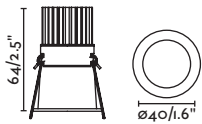
 100-240V 38°  Ø78  20°





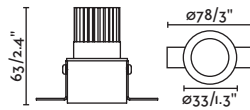
FOX WITH FRAME

● **02101001** white/blanco
LED COB 3-5W **2700K** 200-500lm CRI>80
 Driver **×**
 [350 mA **98310103**]
[TRIAC 500 mA 98310310]
 Body Aluminium/Aluminio



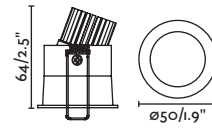
FOX TRIMLESS

● **02101101** white/blanco
LED COB 3-5W **2700K** 200-500lm CRI>80
 Driver **×**
 [350 mA **98310103**]
[TRIAC 500 mA 98310310]
 Body Aluminium/Aluminio



FOX ORIENTABLE NEW

● **02101301** white/blanco
LED COB 3-5W **2700K** 200-500lm CRI>80
 Driver **×**
 [350 mA **98310103**]
[TRIAC 500 mA 98310310]
 Body Aluminium/Aluminio


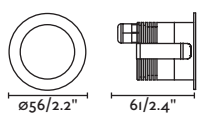


RECESSED



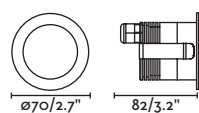
CLEAR

● **02100201** white/blanco
LED COB 3W **3000K** 256lm CRI>80 350mA
 Driver **×** [98310110]
 Body Metal
 Diff Transparent Glass/Cristal Transparente



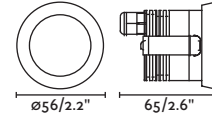
CLEAR

● **02100301** white/blanco
LED COB 3W **3000K** 403lm CRI>80 350mA
 Driver **×** [98310110]
 Body Metal
 Diff Transparent Glass/Cristal Transparente



AIM

● **02100401** white/blanco
LED COB 3W **3000K** 256lm CRI>80 350mA
 Driver **×** [98310110]
 Body Metal
 Diff Transparent Glass/Cristal Transparente



227 INDOOR

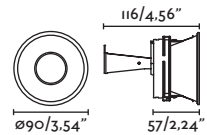
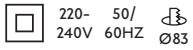


FRESH

- 02100501 white/blanco
- 02100502 black/negro
- 02100503 gold/oro

GU 10 MAX 8W LED ⓧ [17316]

Body Die Cast Aluminium/Aluminio inyectado

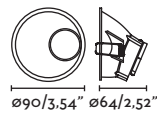
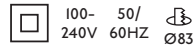


FRESH WALL WASHER

- 02100601 white/blanco
- 02100602 black/negro
- 02100603 gold/oro

GU 10 MAX 8W LED ⓧ [17316]

Body Die Cast Aluminium/Aluminio inyectado

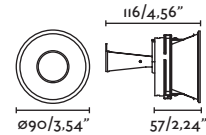


FRESH IP44

- 02200501 white/blanco
- 02200502 black/negro
- 02200503 gold/oro

GU 10 MAX 8W LED ⓧ [17316]

Body Die Cast Aluminium/Aluminio inyectado

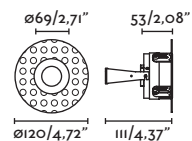
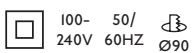


FRESH TRIMLESS

- 02100701 white/blanco

GU 10 MAX 8W LED ⓧ [17316]

Body Die Cast Aluminium/Aluminio inyectado

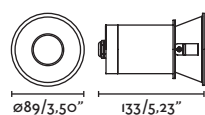


FRESH IP65 NEW

- 02101401 white/blanco

GU 10 MAX 8W LED ⓧ [17316]

Body Die Cast Aluminium/Aluminio inyectado



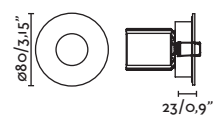
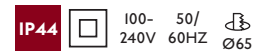
WET

- 02100801 white/blanco

LED GU 10 MAX 8W LED ⓧ [17316]

Body Metal

Diff Transparent Glass/Cristal Transparente





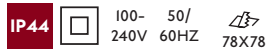
MOIST

● **02100901** white/blanco

LED GU10 MAX 8W LED [17316]

Body Metal

Diff Transparent Glass/Cristal Transparente



COMPACT

● **02080101** white/blanco

LED COB I5W 3000K I000lm CRI>80 350mA Driver [98310125] [DALI 98310599]

Body Aluminium/Aluminio

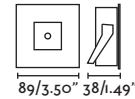
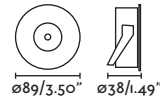
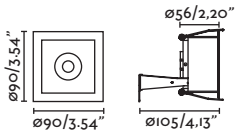


COMPACT

● **02070101** white/blanco

LED COB I5W 3000K I000lm CRI>80 350mA Driver [98310125] [DALI 98310599]

Body Aluminium/Aluminio



BOW

● **02150101** white/blanco

LED COB 7W 2700K 520lm CRI>90 350mA Driver [TRIAC 98310110]

Body Aluminium/Aluminio



BOW

● **02150201** white/blanco

LED COB 10W 2700K 655lm CRI>90 500mA Driver [TRIAC 98310110]

Body Aluminium/Aluminio

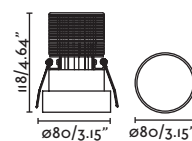
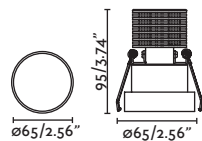
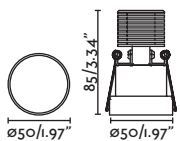


BOW

● **02150301** white/blanco

LED COB 18W 2700K I575lm CRI>90 500mA Driver [TRIAC 98310325R]

Body Aluminium/Aluminio



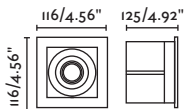
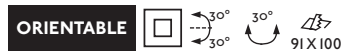


FALCON WITH FRAME

- 03020401 white/blanco
- 03020402 black/negro
- 03020403 grey/gris

GU 10 MAX 8W LED ☒ [17316]

Body Steel/Acero

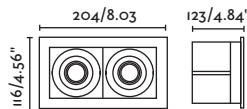
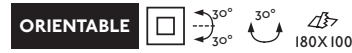


FALCON WITH FRAME

- 03020501 white/blanco
- 03020502 black/negro
- 03020503 grey/gris

GU 10 MAX 8W LED ☒ [17316]

Body Steel/Acero

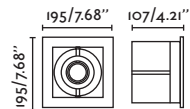



GINGKO QR III WITH FRAME

- 03030101 white/blanco
- 03030102 black/negro
- 03030103 grey/gris

G53 MAX 15W LED ☒ [97684427]
Transformer ☒ [98111020]

Body Steel/Acero

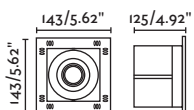
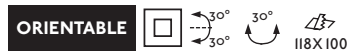


FALCON TRIMLESS

- 03100401 white/blanco
- 03100402 black/negro

GU 10 MAX 8W LED ☒ [O 17316 ● 17324]

Body Steel/Acero

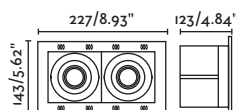
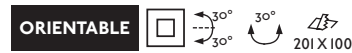


FALCON TRIMLESS

- 03100501 white/blanco
- 03100502 black/negro

2 GU 10 MAX 8W LED ☒ [O 17316 ● 17324]

Body Steel/Acero

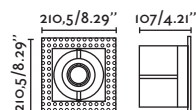



GINGKO QR III TRIMLESS

- 03040102 black/negro

G53 MAX 15W LED ☒ [97684427]
Transformer ☒ [98111020]

Body Steel/Acero





GINGKO QR III WITH FRAME

○ 03030201 white/blanco

● 03030202 black/negro

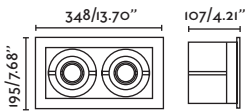
● 03030203 grey/gris

2 G53 MAX 15W LED [97684427]

Transformer [2x98111020]

Body Steel/Acero

ORIENTABLE  12V    313X169



GINGKO QR III TRIMLESS

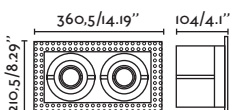
● 03040202 black/negro

2 G53 MAX 15W LED [97684427]

Transformer [2x98111020]

Body Steel/Acero

ORIENTABLE  12V    314X164



RECESSED

231 INDOOR



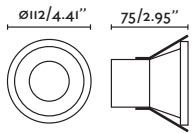
SON

● 42928 white/blanco

LED SMD 8W 2700K 580lm CRI>80 Driver ✓

Body Aluminium/Aluminio
Diff PMMA/PMMA

⊕ 220- 50/ 240V 60HZ Ⓢ
Ø100



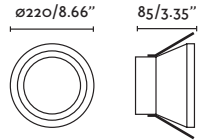
SON

● 42929 white/blanco

LED SMD 24W 2700K 2000lm CRI>80
Driver ✓

Body Aluminium/Aluminio
Diff PMMA/PMMA

⊕ 220- 50/ 240V 60HZ Ⓢ
Ø205



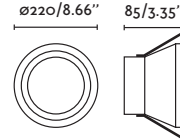
SON

● 42930 white/blanco

LED SMD 24W 4000K 2000lm CRI>80
Driver ✓

Body Aluminium/Aluminio
Diff PMMA/PMMA

⊕ 220- 50/ 240V 60HZ Ⓢ
Ø205



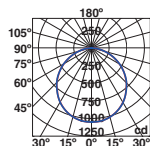
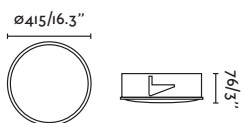
LUAN

● 42931 white/blanco

LED SMD 40W 3000K 3200lm CRI>80
Driver ✓

Body Metal
Diff Opal PMMA/PMMA Opal

IP44 ⊕ 100- 50/ 240V 60HZ Ⓢ
Ø375



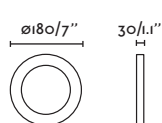
TED

● 42926 white/blanco

LED SMD 15W 3000K 1200lm CRI>80
Driver ✓

Body Aluminium/Aluminio
Diff PMMA/PMMA

IP44 ⊕ 220- 50/ 240V 60HZ 160° Ⓢ
Ø150



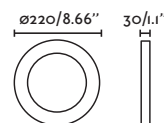
TOD


● 42927 white/blanco

LED SMD 24W 3000K 2000lm CRI>80
Driver ✓

Body Aluminium/Aluminio
Diff PMMA/PMMA

IP44 ⊕ 220- 50/ 240V 60HZ 160° Ⓢ
Ø195





SIGNAL ASIMETRIC

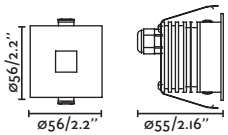
● **02100101** grey/gris

LED COB 3W 3000K I02lm CRI>80 350mA Driver ☒ [98310110]

Body Die Cast Aluminium/Aluminio inyectado



Recessed box ☒ [02 100101 C]



PLAS

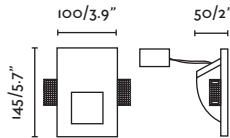
○ **63283** white/blanco

LED HIGH POWER 1W 3000K II 2lm CRI>80 Driver 350mA ☒ [46060]

Body Plaster/Yeso



*Visit faro.es to consult how to install it.
Visita faro.es para consultar su instalación.



PLAS

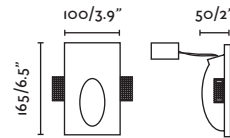
○ **63281** white/blanco

LED HIGH POWER 1W 3000K II 2lm CRI>80 Driver 350mA ☒ [46060]

Body Plaster/Yeso



*Visit faro.es to consult how to install it.
Visita faro.es para consultar su instalación.



PLAS

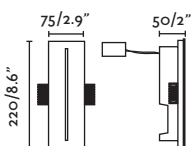
○ **63282** white/blanco

LED HIGH POWER 1W 3000K II 2lm CRI>80 Driver 350mA ☒ [46060]

Body Plaster/Yeso



*Visit faro.es to consult how to install it.
Visita faro.es para consultar su instalación.



RECESSED

233 INDOOR





DESK



SERP

- 50065 black/negro
- 50066 matt nickel/níquel mate
- 50067 copper/cobre

LED SMD 4W 3000K 220lm CRI>80 Driver ✓

Body Metal



REMAKE

- 50120 white/blanco
- 50121 black/negro
- 50122 chrome/cromo

E27 MAX 15W LED × [17463]

Body Metal

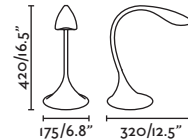
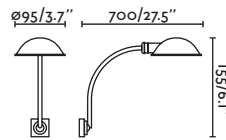
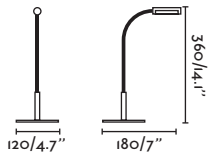
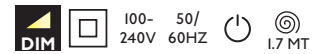


OTTO

- 52064 black/negro
- 52065 white/blanco

LED SMD 6W 4000K 550lm CRI>80 Driver ✓

Body Metal+Polycarbonate+Silicone/
Metal+Policarbonato+Silicona

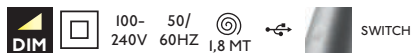


GRETA

- 52072 white/blanco
- 52077 grey/gris

LED SMD 4W 3000K 430lm CRI>80 Driver ✓

Body Aluminium+Silicone+Polycarbonate/
Aluminio+Silicona+Policarbonato



LENA

- 52057 white/blanco
- 52058 black/negro

LED SMD 3W 4000K 300lm CRI>80 Driver ✓

Body Aluminium+Polycarbonate+Silicone/
Aluminio+Policarbonato+Silicona



Electronic Adaptateur
11V 350mA ✓

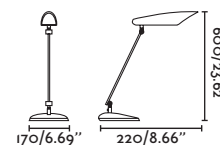
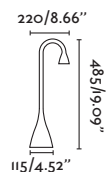
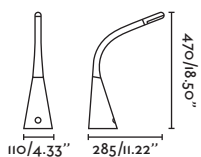
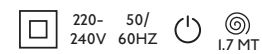


MEIER

- 52069 black/negro

LED SMD 9W 3000K 550lm CRI>80 Driver ✓

Body Aluminium/Aluminio
Diff Polycarbonate/Policarbonato





ITO

● 52071 black/negro

LED SMD 5W 3000K 390lm CRI>80 Driver ✓

Body Aluminium/Aluminio
Diff Opal Polycarbonate/Polycarbonato Opal



ANOUK

● 53414 white/blanco

● 53415 black/negro

LED SMD 8W 4000K 530lm CRI>80 Driver ✓

Body ABS



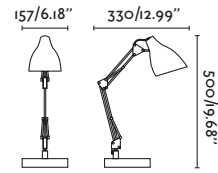
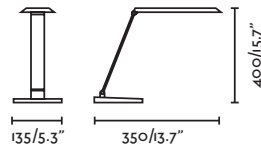
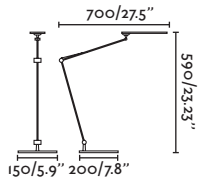
GRU

● 51916 white/blanco

● 51917 black/negro

E27 MAX 15W LED ⊗ [17463]

Body Metal



BAOBAB

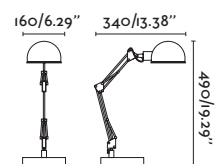
● 51908 white/blanco

● 51909 black/negro

● 51910 grey/gris

E14 MAX 8W LED ⊗ [17461]

Body Metal



OUT
DO
OR



PORTABLE





HUE — Nahtrang 

71567 grey+white/gris+blanco

E27 MAX 15W LED  [17463]

Body Die Cast Aluminium/Aluminio Inyectado
Diff Opal PEMD/PEMD Opal

IP65    2 MT



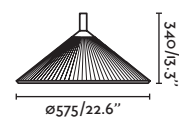
HUE — Nahtrang 

71566 grey+white/gris+blanco

E27 MAX 15W LED  [17463]

Body Die Cast Aluminium/Aluminio Inyectado
Diff Opal PEMD/PEMD Opal


IP65   3 MT



P.318
SUSPENDED





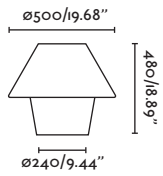
VERSUS — Pepe Lladet 

○ 74423 white/blanco

E27 MAX 15W LED  [17463]

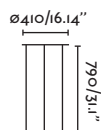
Body Opal PEMD/PEMD Opal

IP44   3 MT




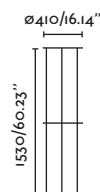
SMALL STRUCTURE ACCESSORY

● 74422 black/negro
Body Steel/Acero



LARGE STRUCTURE ACCESSORY

● 74424 black/negro
Body Steel/Acero





CAT — Nahrang 

● 71562 black/negro

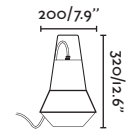
○ 71563 white/blanco

● 71564 red/rojo

E27 MAX 15W LED  [17463]

Body Aluminium/Aluminio
Diff PEMD/PEMD

IP54   5 MT



WALL ACCESSORY



● 71556 black/negro

Body Steel/Acero





BALDA

● **70498** white/blanco

E27 MAX 15W LED ✕ [17463]

Body Opal Polyethylene/Polietileno Opal




BALDA

● **70499** white/blanco

E27 MAX 15W LED ✕ [17463]

Body Opal Polyethylene/Polietileno Opal



JARRET—Àlex & Manel Llusca 

● **70477** orange/naranja

● **70478** green/verde

● **70479** grey/gris

● **70480** fuchsia/fúcsia

E27 MAX 15W LED ✕ [17463]

Body Opal PEMD/PEMD Opal



NEW LAMPANOT

— Cristina Borràs



○ 70496 white/blanco

LED SMD 1W 3000K 80lm CRI>80 Driver ✓



Body Opal PEMD/PEMD Opal

IP54 III DC5V 1A USB WIRE ✓

BATTERY ✓ 4H WORKTIME 1-2H CHARGE



3 INTENSITIES



3 INTENSITIES

BOO

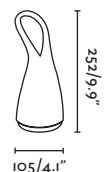
● 70492 white/blanco

LED SMD 3W 3000K CRI>80

Body Opal ABS/ABS Opal

PRESS LAMP DIM IP44 III 6V

BATTERY 4XAAA ✓





TOC

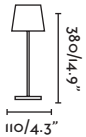
- 70775 white/blanco
- 70776 black/negro
- 70777 grey/gris
- 70778 yellow/amarillo

LED SMD 2W 3000K 150lm

Body Aluminium/Aluminio
Diff Polycarbonate/Policarbonato



9H WORKTIME
5H CHARGE BATTERY ✓ USB WIRE ✓



P.289
WALL



LOUD

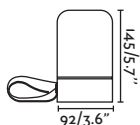
- 70493 white+orange/blanco+naranja

LED SMD 1W 3000K max 55lm CRI>80 Driver ✓

Body PVC



BATTERY ✓ USB WIRE ✓



ARGUS NEW

- 70784 dark grey/gris oscuro


LED SMD 2W 3000K 220lm CRI>80 Driver ✓

Body Aluminium/Aluminio
Diff Opal PMMA/PMMA Opal



9H WORKTIME
5H CHARGE BATTERY ✓

USB CHARGER ✓



KERALA

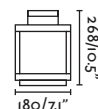
- 74454 dark grey/gris oscuro

LED SMD 5W 3000K 400lm CRI>80 Driver ✓

Body Aluminium/Aluminio
Diff Glass/Cristal



6H WORKTIME
6/8H CHARGE BATTERY ✓ USB WIRE ✓





BOL LAMP DS



NEW BLOCK

— Àlex&Manel Llusçà 



CONCRETE



P.284
WALL

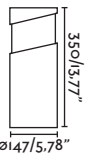


● **74141** grey/gris

E27 MAX 15W LED ⊗ [17463]

Body Concrete/Cemento
Diff Opal Polycarbonate/Polycarbonato Opal

SEA SIDE SUITABLE IP65  IK10 



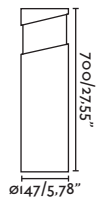
ø147/5.78"

● **74142** grey/gris

E27 MAX 15W LED ⊗ [17463]

Body Concrete/Cemento
Diff Opal Polycarbonate/Polycarbonato Opal

SEA SIDE SUITABLE IP65  IK10 



ø147/5.78"



NEW LOTUS

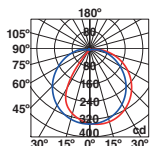
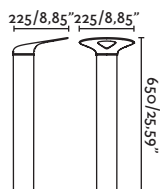
— Estudi Ribaudí 

● 71225 dark grey/gris oscuro

LED COB 18W 3000K II 20lm CRI>80 Driver ✓

Body Aluminium/Aluminio
Diff Polycarbonate/Polycarbonato

IP65  IK08 100- 50/
240V 60HZ 





10 BOLLARDS

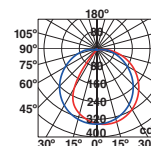
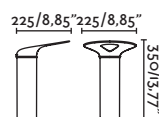


● 71224 dark grey/gris oscuro

LED COB 18W 3000K II 20lm CRI>80
Driver ✓

Body Aluminium/Aluminio
Diff Polycarbonate/Polycarbonato

IP65  IK08 100- 50/
240V 60HZ 




P.285
WALL



251 OUTDOOR



NEW TWIST

— Estudi Ribaudí 

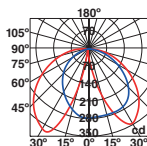
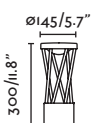


● **71286** dark grey/gris oscuro

LED SMD I0W 3000K 350lm CRI>80 Driver ✓

Body Aluminium/Aluminio
Diff Opal Polycarbonate/Policarbonato Opal

IP65  100- 50/
240V 60HZ 

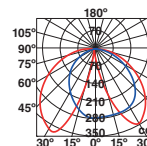
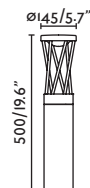


● **71287** dark grey/gris oscuro


LED SMD I0W 3000K 350lm CRI>80 Driver ✓

Body Aluminium/Aluminio
Diff Opal Polycarbonate/Policarbonato Opal


IP65  100- 50/
240V 60HZ 



P.284
WALL







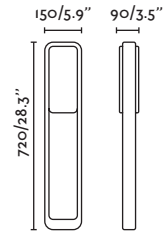
STICKER — Lucid 

● 7554I dark grey/gris oscuro

LED SMD I0W 3000K 623lm CRI>80 Driver 

Body Aluminium/Aluminio
Diff Opal PMMA/PMMA Opal

IP65  100- 50/
240V 60HZ 



P.295
WALL



BOLLARDS

OUTDOOR

253



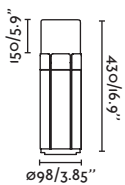
TRAM — Estudi Ribaudí



● 75530 dark grey/gris oscuro

E27 MAX 15W LED ⊗ [17463]

Body Aluminium/Aluminio
Diff Opal Polycarbonate/Policarbonato Opal



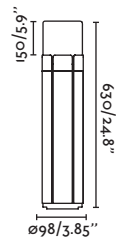
TRAM — Estudi Ribaudí



● 75531 dark grey/gris oscuro


E27 MAX 15W LED ⊗ [17463]

Body Aluminium/Aluminio
Diff Opal Polycarbonate/Policarbonato Opal



P.286
WALL


P.254
POLE





P.286
WALL





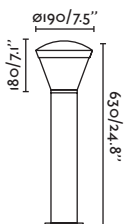
SHELBY — Conillas 


● 75538 dark grey/gris oscuro

LED SMD 10W 3000K 600lm CRI>80 Driver ✓

Body Die Cast Aluminium/Aluminio Inyectado
Diff Polycarbonate/Polycarbonato

IP65  220- 50/
240V 60HZ 





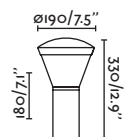
SHELBY — Conillas 


● 75537 dark grey/gris oscuro

LED SMD 10W 3000K 600lm CRI>80 Driver ✓

Body Die Cast Aluminium/Aluminio Inyectado
Diff Polycarbonate/Polycarbonato

IP65  220- 50/
240V 60HZ 





DATNA—Àlex & Manel Llusca 

● **74441** dark grey/gris oscuro

E27 MAX 15W LED ⊗ [17463]

Body Die Cast Aluminium/Aluminio Inyectado
Diff Opal Polycarbonate/Policarbonato Opal

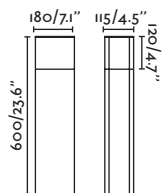
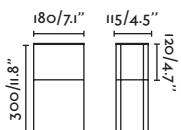


DATNA—Àlex & Manel Llusca 

● **74442** dark grey/gris oscuro

E27 MAX 15W LED ⊗ [17463]

Body Die Cast Aluminium/Aluminio Inyectado
Diff Opal Polycarbonate/Policarbonato Opal



P.276
POLE

P.289
WALL





TAU — Àlex & Manel Llusçà



● 74446 dark grey/gris oscuro

E27 MAX 15W LED [17437]

Body Die Cast Aluminium/Aluminio Inyectado
Diff Opal Polycarbonate/Polycarbonato Opal



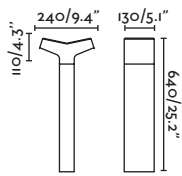
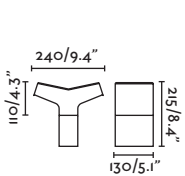
TAU — Àlex & Manel Llusçà



● 74448 dark grey/gris oscuro

E27 MAX 15W LED [17437]

Body Die Cast Aluminium/Aluminio Inyectado
Diff Opal Polycarbonate/Polycarbonato Opal





PLIM NEW

● **71299** dark grey/gris oscuro

LED SMD 10W 3000K 250lm CRI>80 Driver ✓

Body Aluminium/Aluminio
Diff Polycarbonate/Policarbonato

IP65 ⚡ 100-240V 50/60HZ IK10 ●



PLIM NEW

● **71300** dark grey/gris oscuro

LED SMD 10W 3000K 250lm CRI>80 Driver ✓

Body Aluminium/Aluminio
Diff Polycarbonate/Policarbonato

IP65 ⚡ 100-240V 50/60HZ IK10 ●



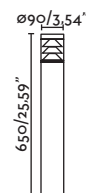
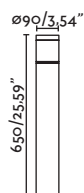
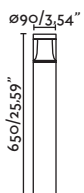
PLIM NEW

● **71301** dark grey/gris oscuro

LED SMD 10W 3000K 250lm CRI>80 Driver ✓

Body Aluminium/Aluminio
Diff Polycarbonate/Policarbonato

IP65 ⚡ 100-240V 50/60HZ IK10 ●



P.287
WALL





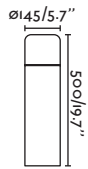
MUGA

● **75604** dark grey/gris oscuro

LED SMD 9W 3000K 810lm CRI>80 Driver ✓

Body Die Cast Aluminium/Aluminio Inyectado
Diff Opal Polycarbonate/Policarbonato Opal

IP65 100- 50/
240V 60HZ



MUGA

● **75603** dark grey/gris oscuro

LED SMD 9W 3000K 810lm CRI>80 Driver ✓

Body Die Cast Aluminium/Aluminio Inyectado
Diff Opal Polycarbonate/Policarbonato Opal

IP65 100- 50/
240V 60HZ



GIZA

● **70767** dark grey/gris oscuro

LED COB 15W 3000K 500lm CRI>80 Driver ✓

Body Die Cast Aluminium/Aluminio Inyectado
Diff Trans. Polycarbonate/Policarbonato Trans.

IP54 100- 50/
240V 60HZ



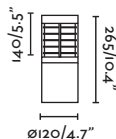
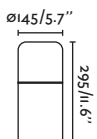
GIZA

● **70768** dark grey/gris oscuro

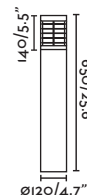
LED COB 15W 3000K 500lm CRI>80 Driver ✓

Body Die Cast Aluminium/Aluminio Inyectado
Diff Trans. Polycarbonate/Policarbonato Trans.

IP54 100- 50/
240V 60HZ



P.286
WALL





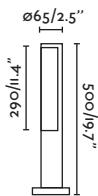
BERET

● **75522** dark grey/gris oscuro

LED SMD 8W 4000K 350lm CRI>80 Driver ✓

Body Aluminium/Aluminio
Diff Opal PMMA/PMMA Opal

IP54  220- 50/
240V 60HZ 



P.280
POLE



BERET

● **75523** dark grey/gris oscuro

LED SMD 8W 4000K 350lm CRI>80 Driver ✓

Body Aluminium/Aluminio
Diff Opal PMMA/PMMA Opal

IP54  220- 50/
240V 60HZ 





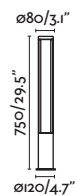
GROP

● **75600** dark grey/gris oscuro

LED SMD 12.5W 3000K 500lm CRI>80
Driver ✓

Body Die Cast Aluminium/Aluminio Inyectado
Diff Opal Polycarbonate/Policarbonato Opal

IP54  100- 50/
240V 60HZ 



P.280
POLE



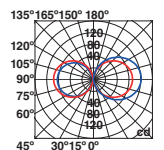
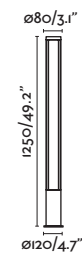
GROP

● **75601** dark grey/gris oscuro

LED SMD 18W 3000K 870lm CRI>80 Driver ✓

Body Die Cast Aluminium/Aluminio Inyectado
Diff Opal Polycarbonate/Policarbonato Opal

IP54  100- 50/
240V 60HZ 



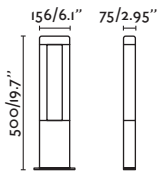
NANDA

● **71216** dark grey/gris oscuro

LED SMD 12.5W 3000K 500lm CRI>80 Driver ✓

Body Die Cast Aluminium/Aluminio Inyectado
Diff Polycarbonate/Policarbonato

IP54 ⚡ 100- 50/
240V 60HZ



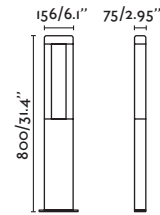
NANDA

● **71217** dark grey/gris oscuro

LED SMD 12.5W 3000K 500lm CRI>80 Driver ✓

Body Die Cast Aluminium/Aluminio Inyectado
Diff Polycarbonate/Policarbonato

IP54 ⚡ 100- 50/
240V 60HZ



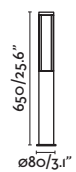
LOGAR

● **75605** dark grey/gris oscuro

LED SMD 12W 3000K 580lm CRI>80 Driver ✓

Body Aluminium/Aluminio
Diff Opal PMMA/PMMA Opal

IP54 ⚡ 100- 50/
240V 60HZ



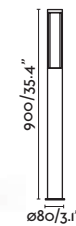
LOGAR

● **75606** dark grey/gris oscuro

LED SMD 23W 3000K 1340lm CRI>80 Driver ✓

Body Aluminium/Aluminio
Diff Opal PMMA/PMMA Opal

IP54 ⚡ 100- 50/
240V 60HZ





P.319
SUSPENDED



P.288
WALL



MOON — Faro Team 

● **74433+74437** dark grey/gris oscuro

E27 MAX 15W LED  [17437]

Body Die Cast Aluminium/Aluminio Inyectado
Diff Opal PMMA/PMMA Opal

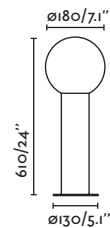
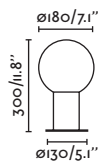


MOON — Faro Team 


● **74434+74437** dark grey/gris oscuro

E27 MAX 15W LED  [17437]

Body Die Cast Aluminium/Aluminio Inyectado
Diff Opal PMMA/PMMA Opal





BLUB'S — Estudi Ribaudí 

● **74433+74430** dark grey/gris oscuro

E27 MAX 15W LED ☒ [17437]

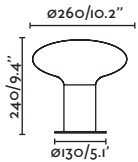
Body Die Cast Aluminium/Aluminio Inyectado
Diff Opal PMMA/PMMA Opal



P.319
SUSPENDED



P.288
WALL



MISTU — Faro Team 

● **74433+74428** dark grey/gris oscuro

E27 MAX 15W LED ☒ [17437]

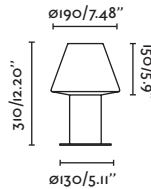
Body Die Cast Aluminium/Aluminio Inyectado
Diff Opal PMMA/PMMA Opal



P.319
SUSPENDED



P.288
WALL



MUFFIN — Àlex & Manel Llusca 

● **74433+74429** dark grey/gris oscuro

E27 MAX 15W LED ☒ [17437]

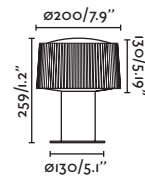

Body Die Cast Aluminium/Aluminio Inyectado
Diff Opal PMMA/PMMA Opal



P.319
SUSPENDED



P.288
WALL



BLUB'S — Estudi Ribaudí 

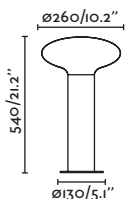
● **74434+74430** dark grey/gris oscuro

E27 MAX 15W LED ☒ [17437]

Body Die Cast Aluminium/Aluminio Inyectado
Diff Opal PMMA/PMMA Opal



P.279
POLE



MISTU — Faro Team 

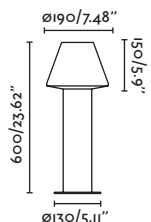

● **74434+74428** dark grey/gris oscuro

E27 MAX 15W LED ☒ [17437]

Body Die Cast Aluminium/Aluminio Inyectado
Diff Opal PMMA/PMMA Opal



P.278
POLE



MUFFIN — Àlex & Manel Llusca 

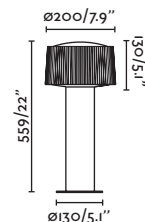

● **74434+74429** dark grey/gris oscuro

E27 MAX 15W LED ☒ [17437]

Body Die Cast Aluminium/Aluminio Inyectado
Diff Opal PMMA/PMMA Opal



P.278
POLE



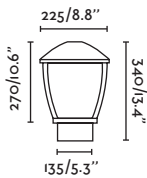


WILMA

● **75001** dark grey/gris oscuro

E27 MAX 15W LED [17463]

Body Die Cast Aluminium/Aluminio Inyectado
Diff Polycarbonate/Polycarbonato



P.319
SUSPENDED



P.289
WALL

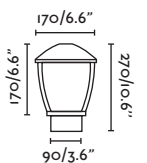


WILMA

● **74997** dark grey/gris oscuro

E27 MAX 15W LED [17463]

Body Die Cast Aluminium/Aluminio Inyectado
Diff Polycarbonate/Polycarbonato

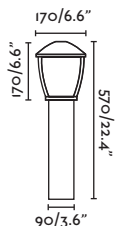


WILMA

● **74999** dark grey/gris oscuro

E27 MAX 15W LED [17463]

Body Die Cast Aluminium/Aluminio Inyectado
Diff Polycarbonate/Polycarbonato

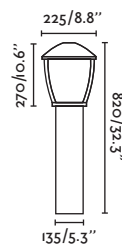


WILMA

● **75003** dark grey/gris oscuro

E27 MAX 15W LED [17463]

Body Die Cast Aluminium/Aluminio Inyectado
Diff Polycarbonate/Polycarbonato



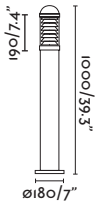
ARISTO

● **73196** black/negro

G24d-3 26W ✘

Magnetic Gear ✔

Body Die Cast Aluminium/Aluminio Inyectado
Diff Polycarbonate/Polycarbonato



VERNO

● **73450** black/negro

E27 MAX 15W LED ✘ [17463]

Body Die Cast Aluminium/Aluminio Inyectado
Diff Polycarbonate/Polycarbonato

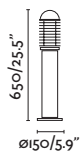


VERNO

● **73440** black/negro

E27 MAX 15W LED ✘ [17463]

Body Die Cast Aluminium/Aluminio Inyectado
Diff Polycarbonate/Polycarbonato

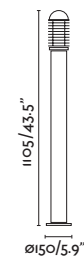


VERNO

● **73460** black/negro

E27 MAX 15W LED ✘ [17463]

Body Die Cast Aluminium/Aluminio Inyectado
Diff Polycarbonate/Polycarbonato





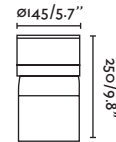
SETE

● **75521** dark grey/gris oscuro

LED SMD 6W **3000K** 155lm CRI>80 Driver ✓

Body Die Cast Aluminium/Aluminio Inyectado
Diff Opal Polycarbonate/Policarbonato Opal

IP54 ⚡ 100- 50/
240V 60HZ ●



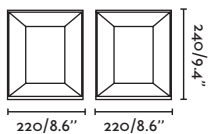
MILA

● **70771** dark grey/gris oscuro

LED SMD 18W **4000K** 500lm CRI>80
Driver ✓

Body Die Cast Aluminium/Aluminio Inyectado
Diff Opal Polycarbonate/Policarbonato Opal

IP65 ⚡ 220- 50/
240V 60HZ ●



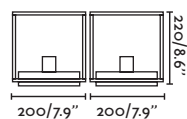
NALA

● **70772** dark grey/gris oscuro

E27 MAX 15W LED ⊗ [17463]

Body Die Cast Aluminium/Aluminio Inyectado
Diff Transparent Glass/Cristal Transparente

IP54 ⚡ ●



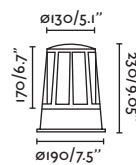
SURAT

● **72310** dark grey/gris oscuro


E27 MAX 15W LED ⊗ [17463]

Body Die Cast Aluminium/Aluminio Inyectado
Diff Striped Glass/Cristal Rallado

IP54 ⚡ ●



**P.307
WALL**

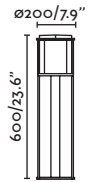


CROSS — Àlex & Manel Lluscà

● 74357 dark grey/gris oscuro

E27 MAX 15W LED ⊗ [17463]

Body Die Cast Aluminium/Aluminio Inyectado
Diff Opal Polycarbonate/Policarbonato Opal



P.276
POLE

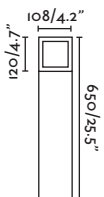


ONZE

● 70761 dark grey/gris oscuro

E27 MAX 15W LED ⊗ [17437]

Body Die Cast Aluminium/Aluminio Inyectado
Diff Opal Polycarbonate/Policarbonato Opal



P.287
WALL

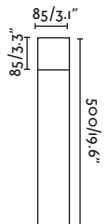


TARRACO

● 73261 grey/gris

E27 MAX 15W LED ⊗ [17463]

Body Die Cast Aluminium/Aluminio Inyectado
Diff Opal Polycarbonate/Policarbonato Opal



P.287
WALL

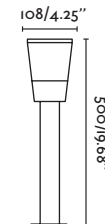


ROY


● 72351 dark grey/gris oscuro

E27 MAX 15W LED ⊗ [17462]

Body Die Cast Aluminium/Aluminio Inyectado
Diff Opal Polycarbonate/Policarbonato Opal



P.286
WALL



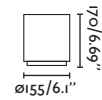


FLOWERPOT ACCESSORY



● **71208** dark grey/gris oscuro

Body Polycarbonate/
Policarbonato



GROW — Estudi Ribaudí

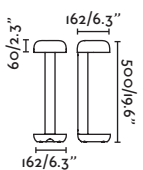


● **71206** dark grey/gris oscuro

LED SMD 9W 3000K 720lm CRI>80 Driver ✓

Body Die Cast Aluminium/Aluminio Inyectado
Diff Polycarbonate/Policarbonato

IP65  100- 50/
240V 60HZ 





GROW — Estudi Ribaudí

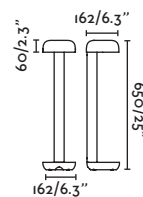


● **71207** dark grey/gris oscuro

LED SMD 9W 3000K 720lm CRI>80 Driver ✓

Body Die Cast Aluminium/Aluminio Inyectado
Diff Polycarbonate/Policarbonato

IP65  100- 50/
240V 60HZ 



P.294
WALL






BU-OH! — Estudi Ribaudí

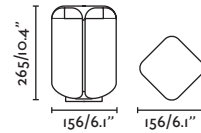


● **71213** dark grey/gris oscuro

LED SMD 12W 3000K 310lm CRI>80 Driver ✓

Body Die Cast Aluminium/Aluminio Inyectado
Diff Opal Polycarbonate/Polycarbonato Opal

IP65  100- 50/
240V 60HZ 



BU-OH! — Estudi Ribaudí


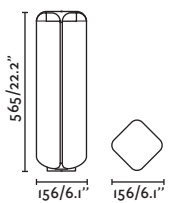


● **71214** dark grey/gris oscuro

LED SMD 12W 3000K 310lm CRI>80 Driver ✓

Body Die Cast Aluminium/Aluminio Inyectado
Diff Opal Polycarbonate/Polycarbonato Opal

IP65  100- 50/
240V 60HZ 



P.294
WALL



P.277
POLE







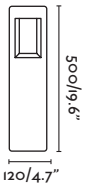
NAYA

● **71199** dark grey/gris oscuro

LED SMD 8W 3000K 180lm CRI>80 Driver ✓

Body Aluminium/Aluminio
Diff Opal Polycarbonate/Policarbonato Opal

IP54  100-240V 50/60HZ  120°





NAYA

● **71198** dark grey/gris oscuro

LED SMD 8W 3000K 180lm CRI>80 Driver ✓

Body Aluminium/Aluminio
Diff Opal Polycarbonate/Policarbonato Opal

IP54  100-240V 50/60HZ  120°





AGRA

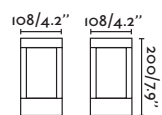
● **70755** dark grey/gris oscuro

● **70756** rust brown/marrón óxido

LED COB 10W 3000K 420lm CRI>80 Driver ✓

Body Die Cast Aluminium/Aluminio Inyectado
Diff Transparent Glass/Cristal Transparente

IP54  100-240V 50/60HZ 





AGRA

● **70753** dark grey/gris oscuro

● **70754** rust brown/marrón óxido

LED COB 10W 3000K 420lm CRI>80 Driver ✓

Body Die Cast Aluminium/Aluminio Inyectado
Diff Transparent Glass/Cristal Transparente

IP54  100-240V 50/60HZ 





ALP

● **74451** dark grey/gris oscuro

LED SMD 8W **3000K** 220lm CRI>80 Driver ✓

Body Die Cast Aluminium/Aluminio Inyectado
Diff Opal Polycarbonate/Policarbonato Opal

IP54 100-240V 50/60HZ **180°**

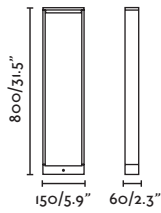
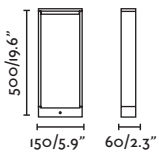
ALP

● **74452** dark grey/gris oscuro

LED SMD 8W **3000K** 220lm CRI>80 Driver ✓

Body Die Cast Aluminium/Aluminio Inyectado
Diff Opal Polycarbonate/Policarbonato Opal

IP54 100-240V 50/60HZ **180°**



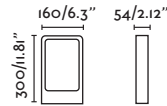
DAS

● **75519** dark grey/gris oscuro

LED COB 8W **3000K** 480lm CRI>80 Driver ✓

Body Die Cast Aluminium/Aluminio Inyectado
Diff Transparent Glass/Cristal Transparente

IP54 100-240V 50/60HZ **180°**



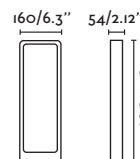
DAS

● **75520** dark grey/gris oscuro

LED COB 8W **3000K** 480lm CRI>80 Driver ✓

Body Die Cast Aluminium/Aluminio Inyectado
Diff Transparent Glass/Cristal Transparente

IP54 100-240V 50/60HZ **180°**





SPY-1 NEW

● 70782 dark grey/gris oscuro

LED COB 6W 3000K 500lm CRI>80

Driver ✓

Body Aluminium/Aluminio
Diff Glass/Cristal

IP65 ⚡ 220-240V 50HZ 30°



SPY-2 NEW

● 70783 dark grey/gris oscuro

LED COB 6W 3000K 500lm CRI>80

Driver ✓

Body Aluminium/Aluminio
Diff Glass/Cristal

IP65 ⚡ 220-240V 50Hz 30°



NOBORU NEW

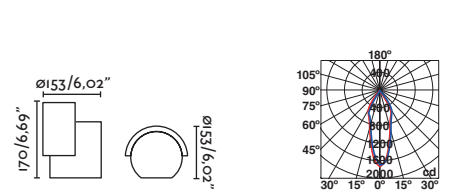
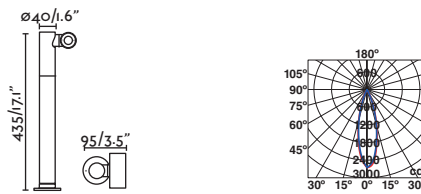
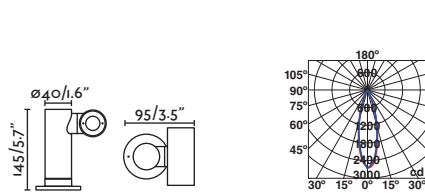
● 70576 dark grey/gris oscuro

LED COB 16W 3000K 690lm CRI>80

Driver ✓

Body Aluminium/Aluminio
Diff Glass/Cristal

IP65 ⚡ IK08 100-240V 50/60HZ 36°



SHADOW— Àlex&Manel Llusçà


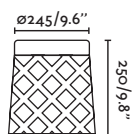


● 72311 dark grey/gris oscuro

LED SMD 10W 3000K 800lm CRI>80 Driver ✓

Body Die Cast Aluminium/Aluminio Inyectado
Diff Opal glass/Cristal Opal

IP65 ⚡ 100-240V 50/60HZ



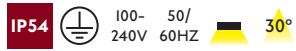


CHANDRA

● **72298** dark grey/gris oscuro

LED COB 7W 3000K 195lm CRI>80 Driver ✓

Body Aluminium/Aluminio
Diff Tempered Glass/Cristal Templado



GINA

● **71352** dark grey/gris oscuro

GU10 MAX 8W LED [17324]

Body Die Cast Aluminium/Aluminio Inyectado
Diff Transparent Glass/Cristal Transparente


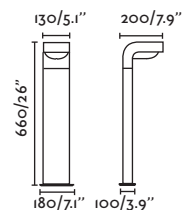
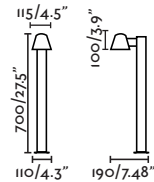




KLAMP — Àlex & Manel Llusca 

● **74411** dark grey/gris oscuro

E27 MAX 15W LED [17463]

Body Die Cast Aluminium/Aluminio Inyectado
Diff Opal Glass/Cristal Opal





SOLAR



SPIKE INCLUDED



SAURA

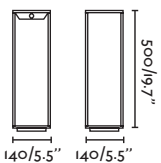
● **70774** dark grey/gris oscuro

LED SMD 2W 3000K 150lm CRI>80 Driver ✓

Body Aluminium/Aluminio
Diff Polycarbonate/Polycarbonato

SOLAR IP54    

 2.5H WORKTIME
6/8H CHARGE  LITHIUM BATTERY ✓





SOLAR



BOLLARDS



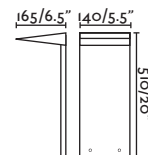
SOLEIL NEW

● **70785** dark grey/gris oscuro

LED SMD 2W 3000K 140lm CRI>80 Driver ✓

Body Aluminium/Aluminio
Diff PMMA

SOLAR IP54 III 3H WORKTIME 7H CHARGE IK10






P.254
BOLLARD



P.286
WALL



TRAM — Estudi Ribaudí


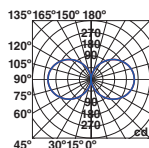
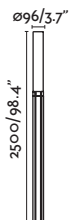


● **75532** dark grey/gris oscuro

LED SMD 36W 3000K 2700lm CRI>80 Driver ✓

Body Aluminium/Aluminio
Diff Opal Polycarbonate/Polycarbonato Opal

IP65 100- 50/
240V 60HZ



P.267
BOLLARD



CROSS — Àlex & Manel Llusçà



● **74358** dark grey/gris oscuro

PL2G II 55W 5000K Ballast ✓

Body Die Cast Aluminium/Aluminio Inyectado
Diff Opal Polycarbonate/Polycarbonato Opal

IP44



P.256
BOLLARD



P.289
WALL



DATNA — Àlex & Manel Llusçà



● **74444E** dark grey/gris oscuro

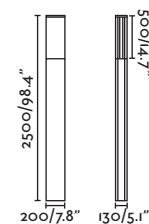
LED SMD 36W 3000K 2700lm CRI85 Driver ✓

● **74444** dark grey/gris oscuro

2G II 55W ✗

Body Die Cast Aluminium/Aluminio Inyectado
Diff Opal Polycarbonate/Polycarbonato Opal

IP65 220- 50/
240V 60HZ





P.269
BOLLARD



P.294
WALL





BU-OH! — Estudi Ribaudí


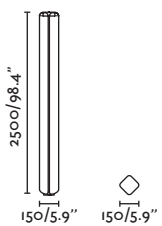


● **71209** dark grey/gris oscuro

LED 4xSMD 10W 3000K 2700lm CRI>80
Driver ✓

Body Die Cast Aluminium/Aluminio Inyectado
Diff Opal PMMA/PMMA Opal

IP65  100- 50/
240V 60HZ 





P.263
BOLLARD




P.319
SUSPENDED




P.288
WALL





P.263
BOLLARD




P.319
SUSPENDED




P.288
WALL





P.263
BOLLARD



P.319
SUSPENDED



P.288
WALL



MISTU — Faro Team 

74435+74428² ● dark grey/gris oscuro

2 E27 MAX 15W LED ☒ [17437]

Body Die Cast Aluminium/Aluminio Inyectado
Diff Opal PMMA/PMMA Opal

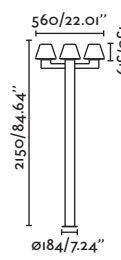


MISTU — Faro Team 

74436+74428³ ● dark grey/gris oscuro

3 E27 MAX 15W LED ☒ [17437]

Body Die Cast Aluminium/Aluminio Inyectado
Diff Opal PMMA/PMMA Opal

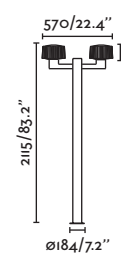


MUFFIN — Àlex & Manel Llusçà 

74435+74429² ● dark grey/gris oscuro

2 E27 MAX 15W LED ☒ [17437]

Body Die Cast Aluminium/Aluminio Inyectado
Diff Opal PMMA/PMMA Opal



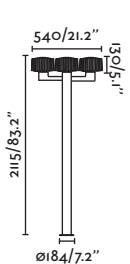


MUFFIN — Àlex & Manel Llusca 

74436+74429³ ● dark grey/gris oscuro

3 E27 MAX 15W LED ⊗ [17437]

Body Die Cast Aluminium/Aluminio Inyectado
Diff Opal PMMA/PMMA Opal



P.263
BOLLARD



P.319
SUSPENDED



P.288
WALL

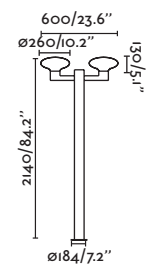



BLUB'S — Estudi Ribaudí 

74435+74430² ● dark grey/gris oscuro

2 E27 MAX 15W LED ⊗ [17437]

Body Die Cast Aluminium/Aluminio Inyectado
Diff Opal PMMA/PMMA Opal

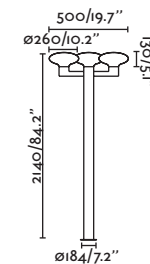


BLUB'S — Estudi Ribaudí 

74436+74430³ ● dark grey/gris oscuro

3 E27 MAX 15W LED ⊗ [17437]

Body Die Cast Aluminium/Aluminio Inyectado
Diff Opal PMMA/PMMA Opal





P.260
BOLLARD



BERET

● **75524** dark grey/gris oscuro


LED SMD 16W 4000K 950lm CRI>80 Driver ✓

Body Aluminium/Aluminio
Diff Opal PMMA/PMMA Opal

IP54 ⚡ 100- 50/
240V 60HZ



P.260
BOLLARD



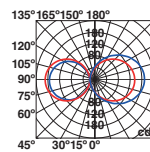
GROP

● **75602** dark grey/gris oscuro

LED SMD 27W 3000K 1300lm CRI>80
Driver ✓

Body Die Cast Aluminium/Aluminio Inyectado
Diff Opal Polycarbonate/Polycarbonato Opal

IP54 ⚡ 100- 50/
240V 60HZ



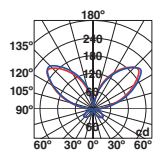

PLAZA NEW

● **75607** black/negro

LED SMD 24W 3000K 1120lm CRI>80 Driver ✓


Body Metal
Diff Glass/Cristal

IP54 ⚡ IK08 100- 50/
240V 60HZ





P.321
SUSPENDED



P.290
WALL

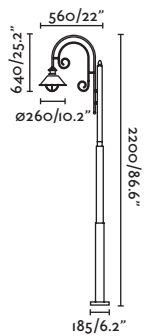


NÁUTICA

● **71116** rust brown/marrón óxido

E27 MAX 15W LED ⊗ [17463]

Body Metal
Diff Bubble Glass/Cristal Burbuja

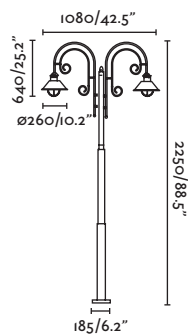


NÁUTICA

● **71117** rust brown/marrón óxido

2 E27 MAX 15W LED ⊗ [17463]

Body Metal
Diff Bubble Glass/Cristal Burbuja

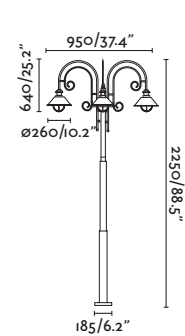



NÁUTICA

● **71118** rust brown/marrón óxido

3 E27 MAX 15W LED ⊗ [17463]

Body Metal
Diff Bubble Glass/Cristal Burbuja








WVA
LL



NEW **TWIST**


— Estudi Ribaudí 

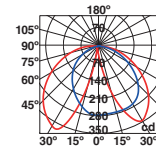
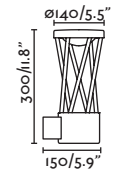


● **71285** dark grey/gris oscuro


LED 10W 3000K 350lm CRI>80 Driver ✓

Body Aluminium/Aluminio
Diff Opal Polycarbonate/Policarbonato Opal

IP65  100- 50/
240V 60HZ 



P.252
BOLLARDS




● **74139** grey/gris

E27 MAX 15W LED  [17463]


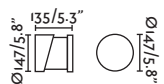
Body Concrete/Cemento
Diff Opal Polycarbonate/Policarbonato Opal

IP65  IK 10 **SEA SIDE SUITABLE** 

NEW **BLOCK**

— Àlex&Manel Llusà 

P.250
BOLLARDS



UP&DOWN

10



NEW LOTUS

— Estudi Ribaudí



WALL



○ 71222 white/blanco

● 71223 dark grey/gris oscuro

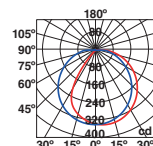
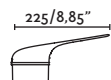
LED 18W 3000K II 20lm CRI>80 Driver ✓

Body Aluminium/Aluminio

Diff Polycarbonate/Polycarbonato

IP65 IK08 100-240V 50/60HZ

P.251
BOLLARDS




285 OUTDOOR

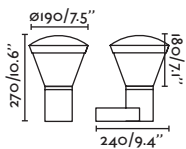
SHELBY — Conillas

● **75536** dark grey/gris oscuro


LED SMD 10W 3000K 600lm CRI>80 Driver ✓

Body Die Cast Aluminium/Aluminio Inyectado
Diff Polycarbonate/Polycarbonato

IP44  100- 50/
240V 60HZ 



P.255
BOLLARD





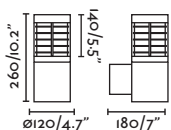
GIZA

● **70766** dark grey/gris oscuro

LED COB 15W 3000K 500lm CRI>80 Driver ✓

Body Die Cast Aluminium/Aluminio Inyectado
Diff Polycarbonate/Polycarbonato

IP54  100- 50/
240V 60HZ 



P.259
BOLLARD



TRAM — Estudi Ribaudí

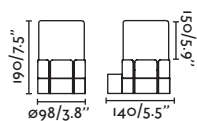
● **75529** dark grey/gris oscuro

○ **75533** white/blanco

E27 MAX 15W LED ✕ [17463]

Body Die Cast Aluminium/Aluminio Inyectado
Diff Opal Polycarbonate/Polycarbonato Opal

IP44  



P.254
BOLLARD



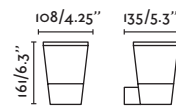
ROY

● **72350** dark grey/gris oscuro

E27 MAX 15W LED ✕ [17462]

Body Die Cast Aluminium/Aluminio Inyectado
Diff Opal Polycarbonate/Polycarbonato Opal

IP44  



P.267
BOLLARD





PLIM NEW

● **71295** dark grey/gris oscuro

LED SMD 10W 3000K 250lm CRI>80 Driver ✓

Body Aluminium/Aluminio
Diff Polycarbonate/Polycarbonato

IP65 ⚡ 100- 50/
240V 60HZ IK 10 ☀



PLIM NEW

● **71296** dark grey/gris oscuro

LED SMD 10W 3000K 250lm CRI>80 Driver ✓

Body Aluminium/Aluminio
Diff Polycarbonate/Polycarbonato

IP65 ⚡ 100- 50/
240V 60HZ ☀



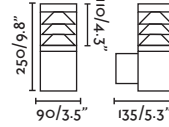
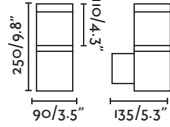
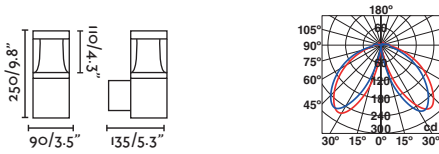
PLIM NEW

● **71297** dark grey/gris oscuro

LED SMD 10W 3000K 250lm CRI>80 Driver ✓

Body Aluminium/Aluminio
Diff Polycarbonate/Polycarbonato

IP65 ⚡ 100- 50/
240V 60HZ IK 10 ☀



P.258
BOLLARD



WALL



KERALA

● **74453** dark grey/gris oscuro

LED SMD 13W 3000K 600lm CRI>80 Driver ✓

Body Die Cast Aluminium/Aluminio Inyectado
Diff Glass/Cristal

IP54 ⚡ 100- 50/
240V 60HZ ☀



ONZE

● **70760** dark grey/gris oscuro

E27 MAX 15W LED ✕ [17437]

Body Die Cast Aluminium/Aluminio Inyectado
Diff Opal Polycarbonate/Polycarbonato Opal

IP54 ⚡ ☀



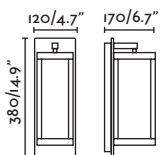
TARRACO

● **73260** grey/gris

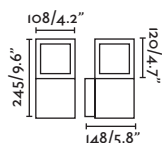
E27 MAX 15W LED ✕ [17463]

Body Die Cast Aluminium/Aluminio Inyectado
Diff Opal Polycarbonate/Polycarbonato Opal

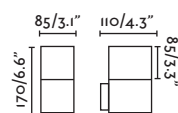
IP44 ⚡ ☀



P.247
PORTABLE



P.267
BOLLARD



P.267
BOLLARD



287 OUTDOOR



MOON — Faro Team 


● **74432+74437** dark grey/gris oscuro

E27 MAX 15W LED ☒ [17437]

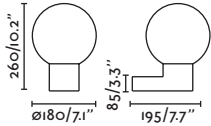
Body Die Cast Aluminium/Aluminio Inyectado
Diff Opal PMMA/PMMA Opal




P.262
BOLLARD



P.319
SUSPENDED



MUFFIN — Àlex&Manel Llusca 


● **74432+74429** dark grey/gris oscuro

E27 MAX 15W LED ☒ [17437]

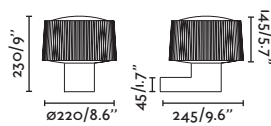

Body Die Cast Aluminium/Aluminio Inyectado
Diff Opal PMMA/PMMA Opal



P.263-278
BOLLARDS



P.319
SUSPENDED



MISTU — Faro Team 


● **74432+74428** dark grey/gris oscuro

E27 MAX 15W LED ☒ [17437]

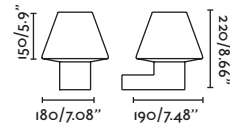
Body Die Cast Aluminium/Aluminio Inyectado
Diff Opal PMMA/PMMA Opal




P.263-278
BOLLARDS



P.319
SUSPENDED



BLUB'S — Estudi Ribaudí 

● **74432+74430** dark grey/gris oscuro

E27 MAX 15W LED ☒ [17437]

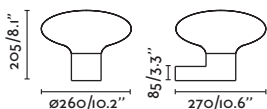
Body Die Cast Aluminium/Aluminio Inyectado
Diff Opal PMMA/PMMA Opal



P.263-279
BOLLARDS



P.319
SUSPENDED





WILMA

● **74998** dark grey/gris oscuro

E27 MAX 15W LED [17463]

Body Die Cast Aluminium/Aluminio Inyectado
Diff Polycarbonate/Polycarbonato



WILMA

● **75000** dark grey/gris oscuro

E27 MAX 15W LED [17463]

Body Die Cast Aluminium/Aluminio Inyectado
Diff Polycarbonate/Polycarbonato



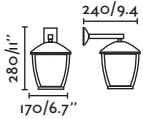
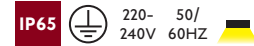
TOC

● **70780** white/blanco

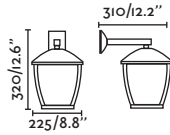
● **70781** black/negro

LED SMD 8W 3000K 600lm CRI>80 Driver ✓

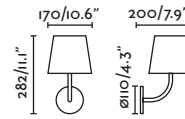
Body Aluminium/Aluminio
Diff Polycarbonate/Polycarbonato




P.264
BOLLARD



P.319
SUSPENDED



P.247
PORTABLES



DATNA — Àlex&Manel Llusca



● **74440** dark grey/gris oscuro

1xE27 MAX 15W LED [17463]

Body Die Cast Aluminium/Aluminio Inyectado
Diff Opal Polycarbonate/Polycarbonato Opal



PLEC — Àlex&Manel Llusca

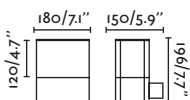
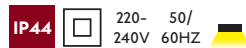


● **66208** old brown/marrón envejecido

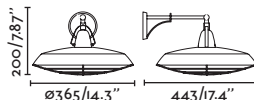

● **66209** off white/blanco roto

LED SMD 15W 2700K 1200lm CRI>80 Driver ✓

Body Steel/Acero
Diff PVC



P.256
BOLLARD



P.320
SUSPENDED





ESTORIL

● **71140** rust brown/marrón óxido

E27 MAX 15W LED ✕ [17463]

Body Metal
Diff Bubble Glass/Cristal Burbuja



ESTORIL

● **71141** rust brown/marrón óxido

E27 MAX 15W LED ✕ [17463]

Body Metal
Diff Bubble Glass/Cristal Burbuja

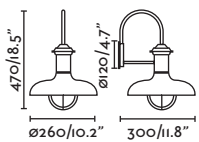


WALLY

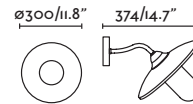
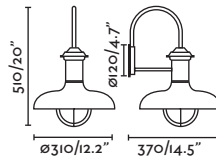
● **74261** rust brown/marrón óxido

E27 MAX 13W LED ✓

Body Metal
Diff Transparent Glass/Cristal Transparente



P.321
SUSPENDED



NÁUTICA

● **71107** brown+copper/marrón+cobre

● **71110** rust brown/marrón óxido

E27 MAX 15W LED ✕ [17463]

Body Metal
Diff Bubble Glass/Cristal Burbuja



NÁUTICA

● **71128** rust brown/marrón óxido

E27 MAX 15W LED ✕ [17463]

Body Metal
Diff Bubble Glass/Cristal Burbuja

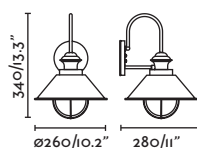
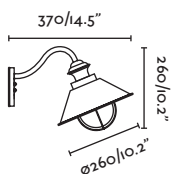


NÁUTICA

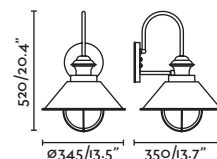

● **71129** rust brown/marrón óxido

E27 MAX 15W LED ✕ [17463]


Body Metal
Diff Bubble Glass/Cristal Burbuja



P.321
SUSPENDED



P.281
POLE





NEWPORT — Estudi Ribaudí



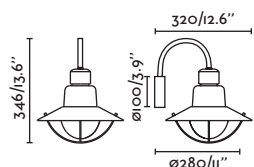
● **71152** green/verde

● **71153** bordeaux/burdeos

E27 MAX 15W LED [17463]

Body Metal

Diff Opal Glass/Cristal Opal



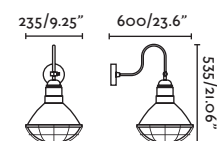
SOREN

● **71614** black negro

E27 PAR 30 MAX 15W LED [17403]

Body Metal

Diff Transparent ABS/ABS Transparente



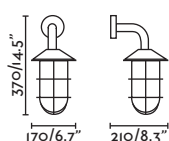
HONEY NEW

● **73695** black/negro

E27 MAX 15W LED [17433]

Body Metal

Diff Glass/Cristal



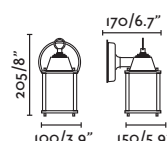
DADO

● **71606** rust brown/marrón óxido


E27 MAX 15W LED [17463]

Body Metal

Diff Glass/Cristal



P.321
SUSPENDED





NORAY

● 70999 brass/latón

E27 MAX 15W LED ☒ [17463]

Body Brass/Latón
Diff Striped Glass/Cristal Rallado

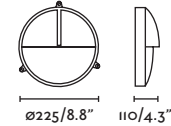
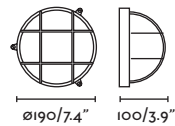


TIMON

● 70996 brass/latón

E27 MAX 15W LED ☒ [17463]

Body Brass/Latón
Diff Striped Glass/Cristal Rallado



NAHIR

● 70992 brass/latón

E27 MAX 15W LED ☒ [17463]

Body Brass/Latón
Diff Striped Glass/Cristal Rallado



BORDA

● 70997 brass/latón

E27 MAX 15W LED ☒ [17463]

Body Brass/Latón
Diff Striped Glass/Cristal Rallado

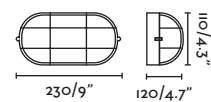
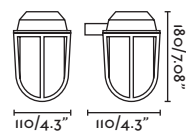
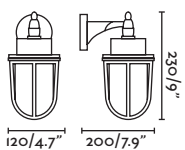


CABO

● 70998 brass/latón

E27 MAX 15W LED ☒ [17463]

Body Brass/Latón
Diff Striped Glass/Cristal Rallado





NINE NEW

○ 72082 white/blanco

● 72083 dark grey/gris oscuro

LED SMD 6W 3000K 280lm CRI>80 Driver ✓

Body CNC Aluminium/Aluminio CNC
Diff Glass/Cristal

IP65 IK10 100-240V 50/60HZ



BRACKET

● 72272 dark grey/gris oscuro

LED SMD 6W 3000K 270lm CRI>80 Driver ✓

Body Aluminium/Aluminio
Diff Opal Glass/Cristal Opal

IP44 220-240V 50/60HZ



KLAMP — Àlex&Manel Llusçà

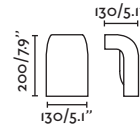
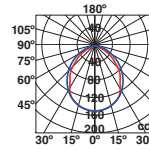
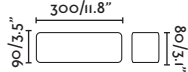
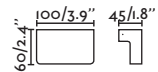


● 74409 dark grey/gris oscuro

E27 MAX 15W LED ⊗ [17463]

Body Die Cast Aluminium/Aluminio Inyectado
Diff Opal Glass/Cristal Opal

IP44



P.273 BOLLARDS



ALP

● 74450 dark grey/gris oscuro

LED COB 8W 3000K 480lm CRI>80 Driver ✓

Body Die Cast Aluminium/Aluminio Inyectado
Diff Opal Polycarbonate/Polycarbonato Opal

IP54 100-240V 50/60HZ



AXEL NEW

○ 71272 white/blanco

● 71273 dark grey/gris oscuro

LED 6W 3000K 360lm CRI>80 Driver ✓

Body Aluminium/Aluminio
Diff Transparent Glass/Cristal Transparente

IP65 IK07 100-240V 50/60HZ



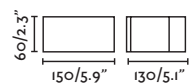
DAS

● 75518 dark grey/gris oscuro

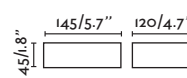
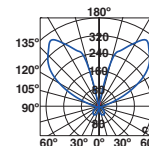
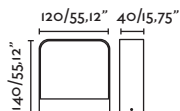
LED COB 8W 3000K 480lm CRI>80 Driver ✓

Body Die Cast Aluminium/Aluminio Inyectado
Diff Transparent Glass/Cristal Transparente

IP54 100-240V 50/60HZ



P.271 BOLLARDS



P.271 BOLLARDS





BU-OH! — Estudi Ribaudí



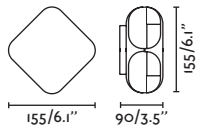
● **71212** dark grey/gris oscuro

○ **71215** white/blanco

LED SMD 12W 3000K 310lm CRI>80 Driver ✓

Body Die Cast Aluminium/Aluminio Inyectado
Diff Opal Polycarbonate/Polycarbonato Opal


IP65 100- 50/
240V 60HZ



P.269
BOLLARD



P.277
POLE



GROW — Estudi Ribaudí



● **71205** dark grey/gris oscuro

LED SMD 9W 3000K 720lm CRI>80 Driver ✓

Body Die Cast Aluminium/Aluminio Inyectado
Diff Polycarbonate/Polycarbonato

IP65 100- 50/
240V 60HZ



FUTURE — Estudi Ribaudí



○ **71516** white/blanco

● **71517** dark grey/gris oscuro

E27 MAX 15W LED ✕ [17437]

Body Polycarbonate/Polycarbonato
Diff Opal Polycarbonate/Polycarbonato Opal

SEA SIDE SUITABLE IP44



ÁNCORA—Àlex&Manel Llusçà

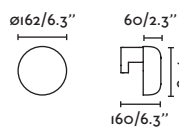


● **74401** dark grey/gris oscuro

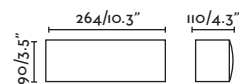
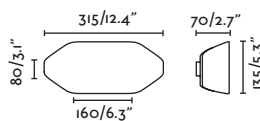
E27 MAX 15W LED ✕ [17463]

Body Die Cast Aluminium/Aluminio Inyectado
Diff Opal Polycarbonate/Polycarbonato Opal

IP44



P.268
BOLLARD



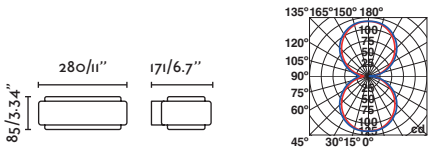


STICKER — Lucid


● **75540** dark grey/gris oscuro
LED SMD 20W **3000K** 1350lm CRI>80
 Driver ✓

Body Aluminium/Aluminio
 Diff Opal PMMA/PMMA Opal

IP65 ⚡ 100- 50/
 240V 60HZ



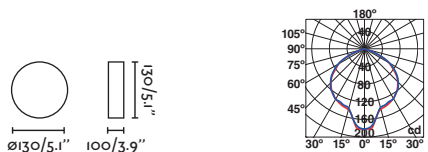
P.253 BOLLARD



CLAUSS

○ **70262** white/blanco
 ● **70263** dark grey/gris oscuro
LED SMD 7W **3000K** 480lm CRI>80 Driver ✓
 Body Die Cast Aluminium/Aluminio Inyectado

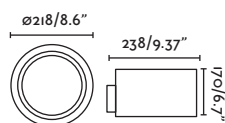
IP54 IK08 ⚡ 220- 50/
 240V 60HZ



QUART

● **70579** dark grey/gris oscuro
LED SMD 30W **3000K** 1200lm CRI>80
 Driver ✓
 Body Die Cast Aluminium/Aluminio Inyectado
 Diff Opal Glass/Cristal Opal

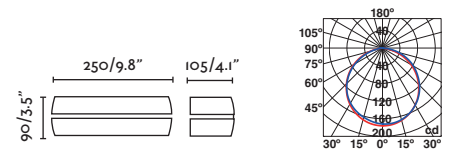
IP54 ⚡ 220- 50/
 240V 60HZ



DRAGMA NEW Àlex&Manel Llusçà

● **71362L** dark grey/gris oscuro
LED SMD 15W **3000K** 300lm CRI>80 Driver ✓
 Body Die Cast Aluminium/Aluminio Inyectado
 Diff Translucent Glass/Cristal Translúcido

IP65 ⚡ 100- 50/
 240V 60HZ



VIEW — Estudi Ribaudí

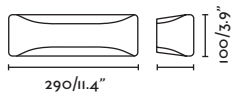


● 71519 dark grey/gris oscuro

E27 MAX 15W LED [17463]

Body Polycarbonate/Polycarbonato
Diff ABS

SEA SIDE SUITABLE IP54



TAKUA NEW

● 71277 dark grey/gris oscuro

LED SMD 10W 3000K 450lm CRI>80 Driver ✓

Body Aluminium/Aluminio
Diff Opal Glass/Cristal Opal

IP65 IK06 100-240V 50/60HZ



OVAL NEW

● 71276 black/negro

LED COB 10W 3000K 450lm CRI>80 Driver ✓

Body Aluminium/Aluminio
Diff Opal Glass/Cristal Opal

IP65 IK06 100-240V 50/60HZ



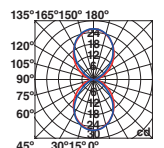
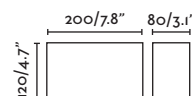
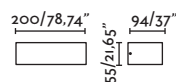
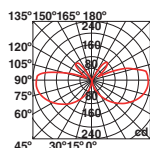
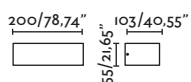
TANE

● 72269 dark grey/gris oscuro

LED HIGH POWER 6W 3000K 315lm CRI>80 Driver ✓

Body Aluminium/Aluminio
Diff Translucent Glass/Cristal Translúcido

IP44 220-240V 50/60HZ





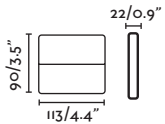
ADAY

- 70644 white/blanco
- 70645 dark grey/gris oscuro

LED SMD 6W 3000K 450lm CRI>80 Driver ✓

Body Die Cast Aluminium/Aluminio Inyectado
Diff Opal Polycarbonate/Policarbonato Opal

IP54 IK08 220-240V 50/60HZ



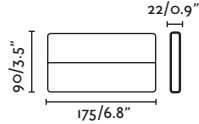
ADAY

- 70646 white/blanco
- 70647 dark grey/gris oscuro

LED SMD 12W 3000K 950lm CRI>80 Driver ✓

Body Die Cast Aluminium/Aluminio Inyectado
Diff Opal Polycarbonate/Policarbonato Opal

IP54 IK08 220-240V 50/60HZ



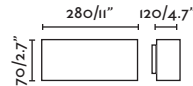
WEST

- 70899 dark grey/gris oscuro

E27 MAX I5W LED ✗ [17437]

Body Die Cast Aluminium/Aluminio Inyectado
Diff Translucent Glass/Cristal Translúcido

IP54



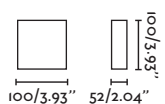
KAULA

- 70405 matt nickel/níquel mate

LED SMD 9W 3000K 400lm CRI>80 Driver ✓

Body 316 Stainless Steel/Acero Inox 316
Diff Opal PMMA/PMMA Opal

SEA SIDE SUITABLE IP44 220-240V 50/60HZ



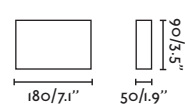
KAULA

- 70406 matt nickel/níquel mate

LED SMD 16W 3000K 650lm CRI>80 Driver ✓

Body 316 Stainless Steel/Acero Inox 316
Diff Opal PMMA/PMMA Opal

SEA SIDE SUITABLE IP44 220-240V 50/60HZ



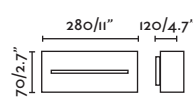
WEST

- 70888 dark grey/gris oscuro

E27 MAX I5W LED ✗ [17437]

Body Die Cast Aluminium/Aluminio Inyectado
Diff Translucent Glass/Cristal Translúcido

IP54





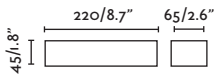
TOLUCA

- **71050** dark grey/gris oscuro
- **71051** white/blanco
- **71052** aluminium/aluminio
- **71053 NEW** rust brown/marrón oxido

LED SMD 16W 3000K 1000lm CRI>80 Driver ✓

Body Aluminium/Aluminio
Diff Tempered Glass/Cristal Templado

IP65 IK08  220-240V 50/60HZ 





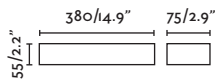
TACANA

- **71046 NEW** rust brown/marrón oxido
- **71047** white/blanco
- **71048** dark grey/gris oscuro
- **71049** aluminium/aluminio

LED SMD 27W 3000K 1700lm CRI>80 Driver ✓

Body Aluminium/Aluminio
Diff Tempered Glass/Cristal Templado

IP65  100-240V 50/60HZ 





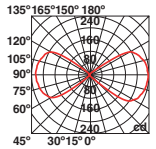
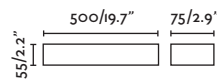
TACOS NEW

- **71062** dark grey/gris oscuro
- **71063** white/blanco
- **71064** aluminium/aluminio
- **71065** rust brown/marrón oxido

LED SMD 30W 3000K 2300lm CRI>80 Driver ✓

Body Aluminium/Aluminio
Diff Tempered Glass/Cristal Templado

IP65  220-240V 50/60HZ 





LACE

● 70811 dark grey/gris oscuro

LED HIGH POWER 6W 4000K 315lm CRI>80 Driver ✓

Body Die Cast Aluminium/Aluminio Inyectado
Diff Transparent Glass/Cristal Transparente

IP54 100- 50/ 240V 60HZ 110°



BRUC

● 70828 dark grey/gris oscuro

LED 2xSMD 7W 3000K 830lm CRI>80 Driver ✓

Body Aluminium/Aluminio
Diff Glass/Cristal

IP54 100- 50/ 240V 60HZ



LING

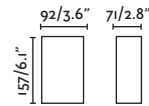
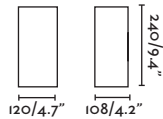
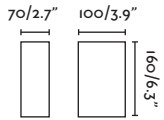
● 70812 dark grey/gris oscuro

○ 70813 white/blanco

LED HIGH POWER 6W 4000K 315lm CRI>80 Driver ✓

Body Die Cast Aluminium/Aluminio Inyectado
Diff Transparent Glass/Cristal Transparente

IP54 100- 50/ 240V 60HZ 110°




LACRE

● 70802 dark grey/gris oscuro

E27 MAX 15W LED [17463]

Body Die Cast Aluminium/Aluminio Inyectado
Diff Transparent Glass/Cristal Transparente

IP54



LOG

● 70264 dark grey/gris oscuro

LED SMD 9W 3000K 600lm CRI>80 Driver ✓

Body Die Cast Aluminium/Aluminio Inyectado
Diff Opal Polycarbonate/Policarbonato Opal

IP54 220- 50/ 240V 60HZ



BLIND

○ 70267 NEW white/blanco

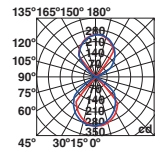
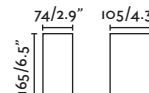
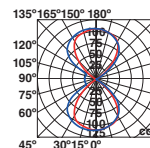
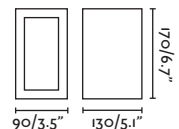
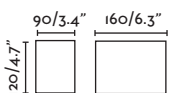
● 70268 NEW brown/marrón


● 70634 dark grey/gris oscuro

LED 6W 3000K 2x90lm CRI>80 Driver ✓

Body Die Cast Aluminium/Aluminio Inyectado
Diff Transparent Glass/Cristal Transparente

IP54 110- 50/ 240V 60HZ



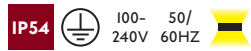


OLAN

- 70269 NEW white/blanco
- 70270 NEW brown/marrón
- 70637 dark grey/gris oscuro

LED 6W 3000K 2x 100lm CRI>80 Driver ✓

Body Die Cast Aluminium/Aluminio Inyectado
Diff Transparent Glass/Cristal Transparente

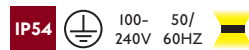


SUNSET

- 70686 white/blanco
- 70687 dark grey/gris oscuro

LED 2xSMD 3W 3000K 250lm CRI>80
Driver ✓

Body Die Cast Aluminium/Aluminio Inyectado
Diff Glass/Cristal

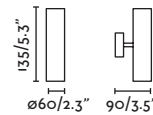
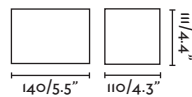
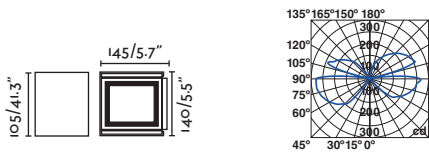
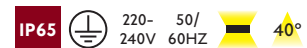


COBO

- 70404 dark grey/gris oscuro

LED COB 12W 4000K 600lm CRI>80
Driver ✓

Body Die Cast Aluminium/Aluminio Inyectado
Diff Glass/Cristal



STEPS Estudi Ribaudí

- 75502 white/blanco
- 75503 dark grey/gris oscuro

4 GU10 MAX 8W LED ⊗ [17317]

Body Die Cast Aluminium/Aluminio Inyectado
Diff Tempered Glass/Cristal Templado




STEPS Estudi Ribaudí

- 75500 white/blanco
- 75501 dark grey/gris oscuro

2 GU10 MAX 8W LED ⊗ [17317]

Body Die Cast Aluminium/Aluminio Inyectado
Diff Tempered Glass/Cristal Templado

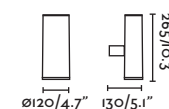
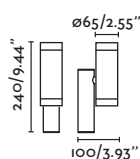
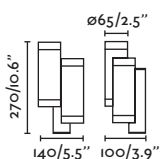


PISTÓN

- 70808 grey/gris

2 GU10 MAX 8W LED ⊗ [17316]

Body Die Cast Aluminium/Aluminio Inyectado
Diff Transparent Glass/Cristal Transparente





KLAMP — Àlex&Manel Llusca 

74408 ● dark grey/gris oscuro

2 GU10 MAX 8W LED ☒ [17317]

Body Die Cast Aluminium/Aluminio Inyectado
Diff Glass/Cristal



KLAMP — Àlex&Manel Llusca 

74407 ● dark grey/gris oscuro

GU10 MAX 8W LED ☒ [17317]

Body Die Cast Aluminium/Aluminio Inyectado
Diff Glass/Cristal

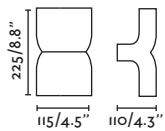


PROA — Àlex&Manel Llusca 

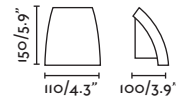
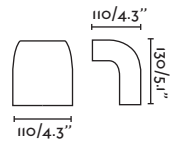
74400 ● dark grey/gris oscuro

GU10 MAX 8W LED ☒ [17325]

Body Die Cast Aluminium/Aluminio Inyectado
Diff Glass/Cristal



P.273
BOLLARDS



BRONX — Àlex&Manel Llusca 

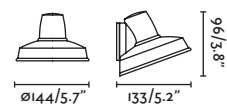
● **71194** brown/marrón

● **71195** white/blanco

● **71196** dark grey/gris oscuro

GU10 MAX 8W LED ☒ [17324]

Body Aluminium/Aluminio
Diff Glass/Cristal





KALA

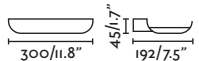
○ 70582 white/blanco

● 70583 dark grey/gris oscuro

LED SMD 16W 2700K 1200lm CRI>80 Driver ✓

Body Aluminium/Aluminio
Diff Opal Glass/Cristal Opal

IP54 ⚡ 220- 50/ 240V 60HZ



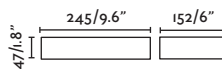
TORE

● 70648 dark grey/gris oscuro

LED COB 30W 3000K 2000lm CRI>80 Driver ✓

Body Die Cast Aluminium/Aluminio Inyectado
Diff Translucent Glass/Cristal translúcido

IP54 ⚡ 100- 50/ 240V 60HZ



NAIROBI NEW

○ 70830 white/blanco


● 70831 dark grey/gris oscuro

● 70832 rust brown/marrón oxidado

LED SMD 6W 3000K 2x190lm CRI>80 Driver ✓

Body Aluminium/Aluminio
Diff Glass/Cristal

IP54 ⚡ 100- 50/ 240V 60HZ



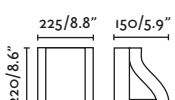
SUMA

● 70749 dark grey/gris oscuro

2 E27 MAX 15W LED [17463]

Body Die Cast Aluminium/Aluminio Inyectado
Diff Translucent Glass/Cristal Translúcido

IP44 ⚡



CANON


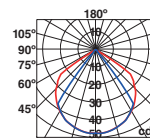
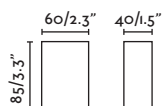
● 70566N dark grey/gris oscuro

○ 70567N white/blanco

LED HIGH POWER 4W 3000K 130lm CRI>80 Driver ✓

Body Die Cast Aluminium/Aluminio Inyectado
Diff Tempered Glass/Cristal Templado

IP44 ⚡ 100- 50/ 240V 60HZ



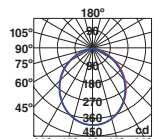
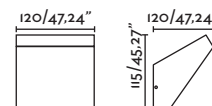
GUIZA NEW

● 71278 dark grey/gris oscuro

LED SMD 10W 3000K 400lm CRI>80 Driver ✓

Body Aluminium/Aluminio
Diff Glass/Cristal

IP65 ⚡ IK06 100- 50/ 240V 60HZ





GINA

- **71363** dark grey/gris oscuro
- **71366** white/blanco
- **71367** black/negro

GU10 MAX 8W LED [17324]

Body Die Cast Aluminium/Aluminio Inyectado
Diff Glass/Cristal



TINIA

- **71353** dark grey/gris oscuro

E27 MAX 15W LED [17063]

Body Aluminium/Aluminio
Diff Polycarbonate/Polycarbonato

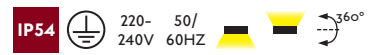


TAIMA

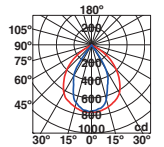
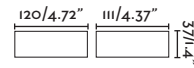
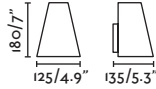
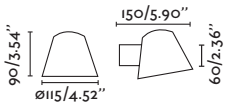
- **71388** dark grey/gris oscuro

LED SMD 6W 3000K 310lm CRI>80 Driver ✓

Body Aluminium/Aluminio
Diff Transparent Glass/Cristal Transparente



P.273
BOLLARD

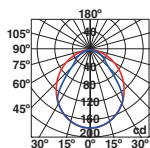
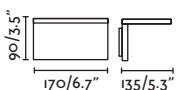
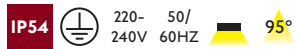



ELE

- **74419** dark grey/gris oscuro

LED SMD 6W 3000K 450lm CRI>80 Driver ✓

Body Aluminium/Aluminio
Diff Polycarbonate/Polycarbonato





KEENAN

● **70564** nickel/níquel

LED SMD 1W **6500K** 80lm CRI>80
 Gear ⓧ [98101050 ELT 50W]
 Magnetic Transformer ⓧ

Body Aluminium/Aluminio
 Diff Transparent Glass/Cristal Transparente



KEENAN

● **70546** nickel/níquel

LED SMD 0,5W **6500K** 20lm CRI>80
 Gear ⓧ [98101050 ELT 50W]
 Magnetic Transformer ⓧ

Body Aluminium/Aluminio
 Diff Transparent Glass/Cristal Transparente



KEENAN

● **70547** nickel/níquel

LED SMD 0,8W **6500K** 40lm CRI>80
 Gear ⓧ [98101050 ELT 50W]
 Magnetic Transformer ⓧ

Body Aluminium/Aluminio
 Diff Transparent Glass/Cristal Transparente




ø70/2.8" 15/0.6"



ø70/2.8" 15/0.6"



ø70/2.8" 15/0.6"


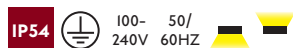


PILL

- **70824** white/blanco
- **70825** dark grey/gris oscuro
- **70826** rust brown/marrón oxido

LED CREE 4W **3000K** 110lm CRI>80 Driver ✓

Body Aluminium/Aluminio
 Diff Glass/Cristal

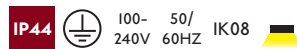


DRAK

● **72330** brass/latón

LED 6W **3000K** 220lm CRI>80 Driver ✓

Body brass/latón
 Diff transparent PMMA/PMMA transparente

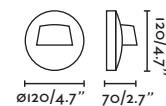
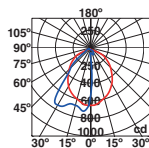
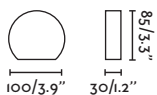
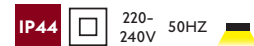


BROW

- **70408** white/blanco
- **70409** dark grey/gris oscuro

LED SMD 3W **3000K** 250lm CRI>80 Driver ✓

Body Polycarbonate/Policarbonato
 Diff Opal PMMA/PMMA Opal





GRANT

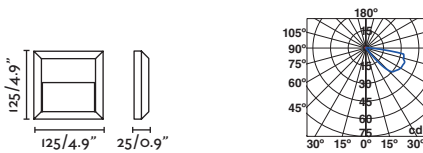
● **70655** dark grey/gris oscuro

LED SMD 1W 3000K 65lm CRI>80 Driver ✓

Body ABS
Diff Polycarbonate/Polycarbonato

SEA SIDE SUITABLE IP65 IK 10 100-240V 50/60HZ

120°



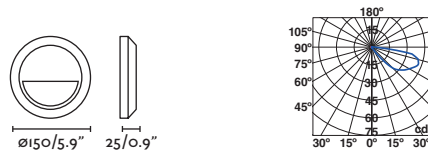
GRANT

● **70656** dark grey/gris oscuro

LED SMD 1W 3000K 65lm CRI>80 Driver ✓

Body ABS
Diff Polycarbonate/Polycarbonato

SEA SIDE SUITABLE IP65 100-240V 50/60HZ 120°



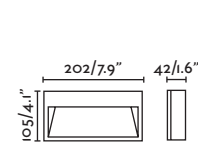
PATH

● **70508** dark grey/gris oscuro

LED SMD 9W 3000K 390lm CRI>80 Driver ✓

Body Die Cast Aluminium/Aluminio Inyectado
Diff Polycarbonate/Polycarbonato

IP44 100-240V 50/60HZ



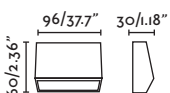
MUST

● **70657** dark grey/gris oscuro

LED SMD 2W 3000K 80lm CRI>80 Driver ✓

Body ABS
Diff Polycarbonate/Polycarbonato

SEA SIDE SUITABLE IP65 IK 10 220-240V 50/60HZ



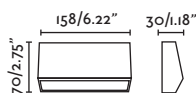
MUST

● **70658** dark grey/gris oscuro

LED SMD 3W 3000K 220lm CRI>80 Driver ✓

Body ABS
Diff Polycarbonate/Polycarbonato

SEA SIDE SUITABLE IP65 IK 10 220-240V 50/60HZ



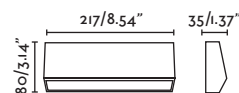
MUST

● **70659** dark grey/gris oscuro

LED SMD 4W 3000K 240lm CRI>80 Driver ✓

Body ABS
Diff Polycarbonate/Polycarbonato

SEA SIDE SUITABLE IP65 IK 10 220-240V 50/60HZ



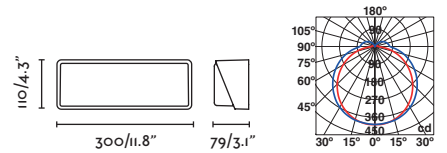


HALF — Nahtrang

- 71536 white/blanco
- 71537 dark grey/gris oscuro
- LED SMD 20W 3000K 1350lm CRI>80 Driver ✓

Body Die Cast Aluminium/Aluminio Inyectado
Diff Opal Glass/Cristal Opal

IP65  100- 50/
240V 60HZ



TONE — Nahtrang

- 71538 white/blanco
- 71539 dark grey/gris oscuro
- LED SMD 20W 3000K 1200lm CRI>80 Driver ✓

Body Die Cast Aluminium/Aluminio Inyectado
Diff Opal Glass/Cristal Opal

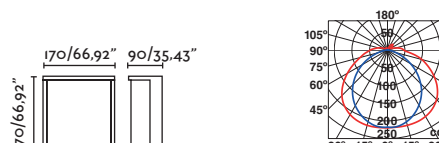
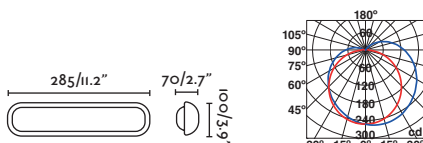
IP65  100- 50/
240V 60HZ



HIKARI NEW

- 71274 dark grey/gris oscuro
- LED SMD 10W 3000K 400lm CRI>80 Driver ✓
- Body Aluminium/Aluminio
Diff Opal Polycarbonate/Polycarbonato Opal

IP65  IK 10 100- 50/
240V 60HZ



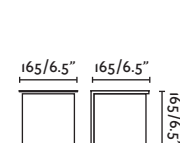
KUBICK

- 70689 dark grey/gris oscuro
- 70715 grey/gris

E27 MAX 15W LED ✕ [17463]

Body Die Cast Aluminium/Aluminio Inyectado
Diff Opal PVC/PVC Opal

IP44 





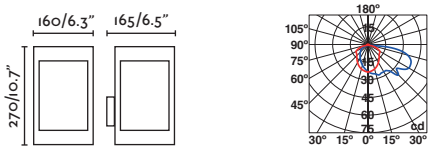
MARE

● **70635** dark grey/gris oscuro

LED COB 3W 3000K 150lm CRI>80 Driver ✓

Body Die Cast Aluminium/Aluminio Inyectado
Diff Transparent Glass/Cristal Transparente

IP54 ⏚ 220- 50/
240V 60HZ




LUR

● **70827** dark grey/gris oscuro

LED SMD 12W 3000K 950lm CRI>80 Driver ✓

Body Aluminium/Aluminio
Diff Opal PMMA/PMMA Opal

IP54 ⏚ 100- 50/
240V 60HZ




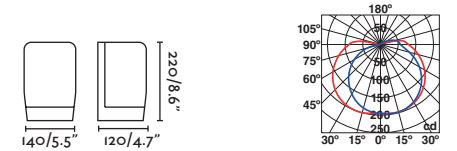
POL

● **70829** dark grey/gris oscuro

LED SMD 8W 3000K 550lm CRI>80 Driver ✓

Body Aluminium/Aluminio
Diff Opal PMMA/PMMA Opal

IP54 ⏚ 100- 50/
240V 60HZ



NALA

● **70773** dark grey/gris oscuro

E27 MAX 15W LED ✕ [17426]

Body Aluminium/Aluminio
Diff Transparent Glass/Cristal Transparente

IP54 ⏚



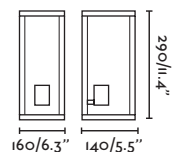
TAMASHI NEW

● **71303** dark grey/gris oscuro

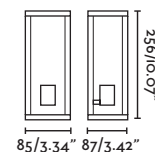
E27 MAX 15W LED ✕ [17428]

Body Aluminium/Aluminio
Diff Transparent Glass/Cristal Transparente

IP65 ⏚



P.266 BOLLARD





FRED

- 70663 black/negro
- 70664 white/blanco

LED SMD 7W 3000K 400lm Driver ✓

Body Polycarbonate/Polycarbonato
Diff Opal Polycarbonate/Polycarbonato Opal

IP65 IK10  100- 50/
240V 60HZ



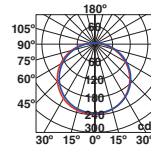
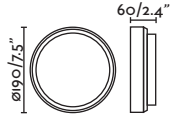
TOM NEW

- 70665 white/blanco
- 70666 black/negro

LED SMD 7W 3000K 400lm CRI>80 Driver ✓

Body Polycarbonate/Polycarbonato
Diff Opal Polycarbonate/Polycarbonato Opal

IP65 IK10  100- 50/
240V 60HZ



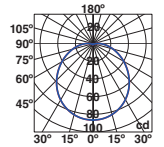
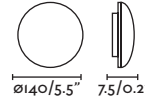
SUN

- 70823 dark grey/gris oscuro

LED SMD 5W 3000K 275lm CRI>80 Driver ✓

Body Aluminium/Aluminio
Diff Opal Polycarbonate/Polycarbonato Opal

IP54  100- 50/
240V 60HZ



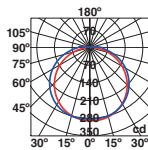
FRED XL NEW

- 70667 black/negro
- 70668 white/blanco

LED SMD 11W 3000K 600lm CRI>80 Driver ✓

Body Polycarbonate/Polycarbonato
Diff Opal Polycarbonate/Polycarbonato Opal

IP65 IK10  100- 50/
240V 60HZ



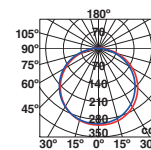
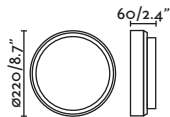
TOM XL NEW

- 70682 black/negro
- 70683 white/blanco

LED SMD 11W 3000K 600lm CRI>80 Driver ✓

Body Polycarbonate/Polycarbonato
Diff Opal Polycarbonate/Polycarbonato Opal

IP65 IK10  100- 50/
240V 60HZ



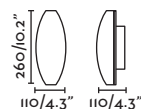
BACO

- 70819 grey/gris

LED SMD 6W 4000K 620lm CRI>80 Driver ✓

Body Aluminium/Aluminio
Diff Opal Polycarbonate/Polycarbonato Opal

IP54  100- 50/
240V 60HZ





MOL

● **70720** dark grey/gris oscuro

E27 MAX 15W LED ⊗ [17463]

Body Die Cast Aluminium/Acero Inoxidable
Diff Opal Polycarbonate/Polycarbonato Opal



NATRON

● **70887** dark grey/gris oscuro

E27 MAX 15W LED ⊗ [17437]

Body Die Cast Aluminium/Acero Inoxidable
Diff Transparent Glass/Cristal Transparente

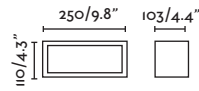
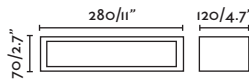
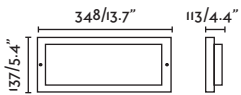


TEJO

● **70573** dark grey/gris oscuro

E27 MAX 15W LED ⊗ [17463]

Body Die Cast Aluminium/Acero Inoxidable
Diff Polycarbonate/Polycarbonato



FEDON

● **70714** matt nickel/níquel mate

E27 MAX 15W LED ⊗ [17463]

Body Stainless Steel/Acero Inoxidable
Diff Opal PVC/PVC Opal



CELA

● **72280** matt nickel/níquel mate

E27 MAX 15W LED ⊗ [17463]

Body Stainless Steel/Acero Inoxidable
Diff Opal Polycarbonate/Polycarbonato Opal

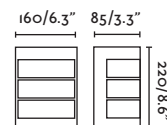
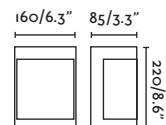
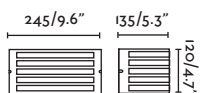


CELA

● **72281** matt nickel/níquel mate

E27 MAX 15W LED ⊗ [17463]

Body Stainless Steel/Acero Inoxidable
Diff Opal Polycarbonate/Polycarbonato Opal





CERES — Àlex&Manel Lluscà



● 71607 black/negro

E27 MAX 15W LED ⊗ [17437]

Body Die Cast Aluminium/Aluminio Inyectado
Diff Polycarbonate/Polycarbonato



CERES — Àlex&Manel Lluscà



● 71608 black/negro

2 E27 MAX 15W LED ⊗ [17437]

Body Die Cast Aluminium/Aluminio Inyectado
Diff Polycarbonate/Polycarbonato

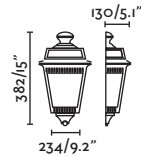
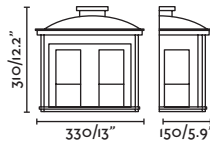
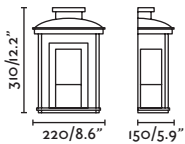


ARGOT

● 71424 rust brown/marrón óxido

E27 MAX 15W LED ⊗ [17463]

Body Steel/Acero
Diff Bubble Glass/Cristal Burbuja



NEGUS

● 70696 grey/gris

E27 MAX 15W LED ⊗ [17463]

Body Die Cast Aluminium/Acero Inoxidable
Diff Opal Polycarbonate/Polycarbonato Opal

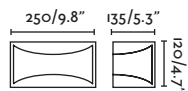
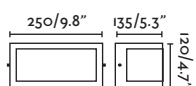


BONN

● 70697 dark grey/gris oscuro

E27 MAX 15W LED ⊗ [17463]

Body Die Cast Aluminium/Acero Inoxidable
Diff PVC



ASKOT

○ 72020 white/blanco

E27 MAX 15W LED ⊗ [17463]

Body Die Cast Aluminium/Aluminio Inyectado
Diff Translucent Glass/Cristal Translúcido





DERBY

- 72000 white/blanco
- 72001 black/negro

E27 MAX 15W LED [17463]

Body Die Cast Aluminium/Aluminio Inyectado
Diff Translucent Glass/Cristal Translúcido



ESTAY

- 72010 white/blanco
- 72011 black/negro

E27 MAX 15W LED [17463]

Body Die Cast Aluminium/Aluminio Inyectado
Diff Translucent Glass/Cristal Translúcido

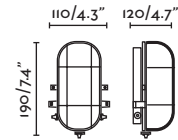
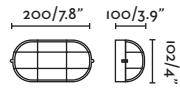
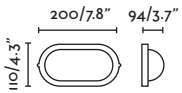


CRIPTA

- 71002 white/blanco
- 71003 black/negro
- 71004 grey/gris

E27 MAX 15W LED [17463]

Body PVC
Diff Striped Glass/Cristal Rallado



DERBY

- 72002 white/blanco

E27 MAX 15W LED [17463]

Body Die Cast Aluminium/Aluminio Inyectado
Diff Translucent Glass/Cristal Translúcido

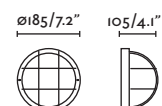
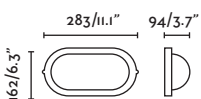


RONDO

- 71010B white/blanco
- 71011N black/negro

E27 MAX 15W LED [17463]

Body ABS
Diff Translucent Glass/Cristal Translúcido

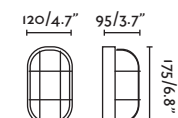


ÓVALO

- 71000 white/blanco
- 71001 black/negro

E27 MAX 15W LED [17463]

Body PVC
Diff Striped Glass/Cristal Rallado







CEILINGING





TAMI

● **70799** dark grey/gris oscuro

LED COB 12W 3000K 960Lm CRI>80 Driver ✓

Body Die Cast Aluminium/Aluminio Inyectado
Diff Transparent Glass/Cristal Transparente

IP54  100- 50/
240V 60HZ  40°





GOZ

● **70575** dark grey/gris oscuro

LED COB 8W 3000K 500Lm CRI>80 Driver ✓

Body Die Cast Aluminium/Aluminio Inyectado
Diff Glass/Cristal

IP54  100- 50/
240V 60HZ  40°



OLOT

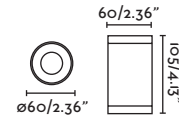
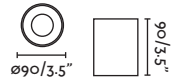
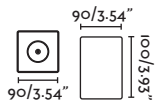
○ **71372** white/blanco

● **71374** dark grey/gris oscuro

GU10 MAX 8W LED ✗ [17317]

Body Aluminium/Aluminio
Diff Transparent Glass/Cristal Transparente

IP44 



DAKYU

○ **70719** white/blanco

E27 MAX 15W LED ✗ [17463]

Body ABS
Diff Opal Polycarbonate/Polycarbonato Opal

SEA SIDE SUITABLE IP66 IK10 



DAKRON

○ **70722** white/blanco

E27 MAX 15W LED ✗ [17463]

Body ABS
Diff Opal Polycarbonate/Polycarbonato Opal

SEA SIDE SUITABLE IP65 IK10 



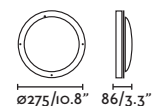
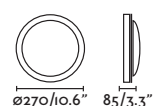
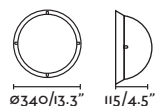
YEN

● **70690** grey/gris

E27 MAX 15W LED ✗ [17463]

Body Die Cast Aluminium/Aluminio Inyectado
Diff Opal Polycarbonate/Polycarbonato Opal

IP54 





TASA

- **70806** dark grey/gris oscuro
- **70821** white/blanco

E27 MAX 15W LED [17403]

Body Die Cast Aluminium/Aluminio Inyectado
Diff Transparent Glass/Cristal Transparente




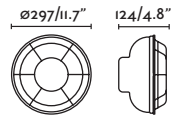
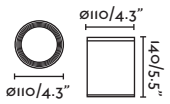
HELMET — Àlex&Manel Llusçà



- **71158** off white/blanco roto
- **71159** old brown/marrón envejec.

2 E27 MAX 15W LED [17437]

Body Metal
Diff Opal Glass/Cristal Opal



CEILING



POST



MAUREN

- **70993** brass/latón

E27 MAX 15W LED [17463]

Body Brass/Latón
Diff Striped Glass/Cristal Rallado



P.278
WALL








**SUS
PEN
DED**



HUE

— Nahtrang 



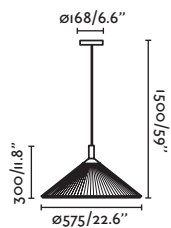
OPAL PEMD

71568 grey+white/gris+blanco

E27 MAX 15W LED [17463]

Body Die Cast Aluminium/Aluminio Inyectado
Diff Opal PEMD/PEMD Opal

IP44   1.2 MT



P.242
FLOOR



P.242
PORTABLE





MOON — Faro Team


● 74427+74437 dark grey/gris oscuro

E27 MAX 15W LED  [17437]

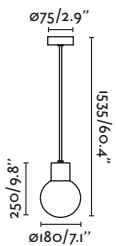
Body Die Cast Aluminium/Aluminio Inyectado
Diff Opal PMMA/ PMMA Opal



P.262
BOLLARD



P.288
WALL



BLUB'S — Estudi Ribaudí

● 74427+74430 dark grey/gris oscuro

E27 MAX 15W LED  [17437]

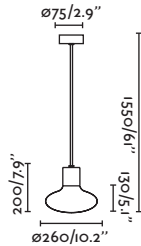
Body Die Cast Aluminium/Aluminio Inyectado
Diff Opal PMMA/ PMMA Opal



P.263-279
BOLLARDS



P.288
WALL



MISTU — Faro Team

● 74427+74428 dark grey/gris oscuro

E27 MAX 15W LED  [17437]

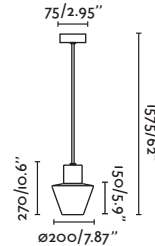
Body Die Cast Aluminium/Aluminio Inyectado
Diff Opal PMMA/ PMMA Opal



P.263-278
BOLLARDS



P.288
WALL



MUFFIN — Àlex&Manel Llusçà


● 74427+74429 dark grey/gris oscuro

E27 MAX 15W LED  [17437]

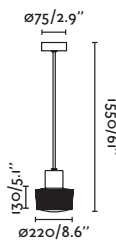

Body Die Cast Aluminium/Aluminio Inyectado
Diff Opal PMMA/ PMMA Opal



P.263-278
BOLLARDS



P.288
WALL



WILMA

● 74996 dark grey/gris oscuro

E27 MAX 15W LED  [17463]

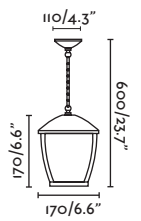
Body Die Cast Aluminium/Aluminio Inyectado
Diff Translucent Poly./Pol. Translúcido



P.263-278
BOLLARDS



P.289
WALL



WILMA

● 75002 dark grey/gris oscuro

E27 MAX 15W LED  [17463]

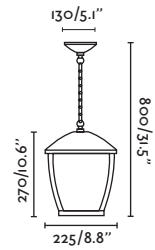
Body Die Cast Aluminium/Aluminio Inyectado
Diff Translucent Poly./Pol. Translúcido



P.263-278
BOLLARDS



P.264
BOLLARD



SUSPENDED

319 OUTDOOR



PLEC — Àlex&Manel Llusca

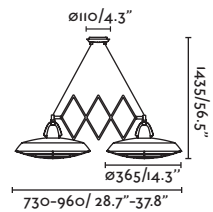
● 66214 old brown/marrón envejecido

● 66215 off white/blanco roto

LED 2xSMD 15W 2700K 2400lm CRI>80
Driver ✓

Body Steel/Acero
Diff PVC

IP44 □ 220- 50/
240V 60HZ



P.289
WALL



PLEC — Àlex&Manel Llusca

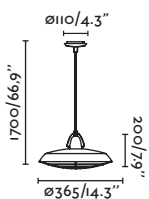
● 66210 old brown/marrón envejecido

● 66211 off white/blanco roto

LED SMD 15W 2700K 2400lm CRI>80
Driver ✓

Body Steel/Acero
Diff PVC

IP44 □ 220- 50/
240V 60HZ 1,5 MT



PLEC — Àlex&Manel Llusca

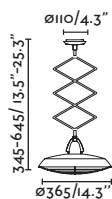
● 66212 old brown/marrón envejecido

● 66213 off white/blanco roto

LED SMD 15W 2700K 2400lm CRI>80
Driver ✓

Body Steel/Acero
Diff PVC

IP44 □ 220- 50/
240V 60HZ



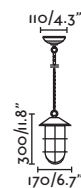
HONEY NEW

● 73696 black/negro


E27 MAX 15W LED ✕ [17463]

Body Aluminium/Aluminio
Diff Striped Glass/Cristal Rallado

IP44 ⊕ ⊙ 0.7 MT



P.291
WALL



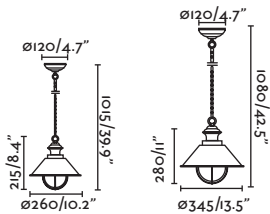


NÁUTICA

- **71106** white+copper/blanco+cobre
- **71108** brown+copper/marrón+cobre
- **71138** rust brown/marrón óxido
- **71139** rust brown/marrón óxido

E27 MAX 15W LED [17463]

Body Metal
Diff Bubble Glass/Cristal Burbuja

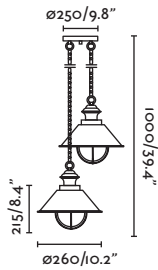


NÁUTICA

- **71111** rust brown/marrón óxido

2 E27 MAX 15W LED [17463]

Body Metal
Diff Bubble Glass/Cristal Burbuja



P.281
POLE

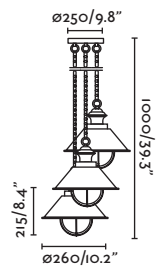


NÁUTICA

- **71112** rust brown/marrón óxido

3 E27 MAX 15W LED [17463]

Body Metal
Diff Bubble Glass/Cristal Burbuja



P.290
WALL



SUSPENDED

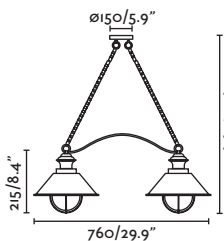


NÁUTICA

- **71113** rust brown/marrón óxido

2 E27 MAX 15W LED [17463]

Body Metal
Diff Bubble Glass/Cristal Burbuja

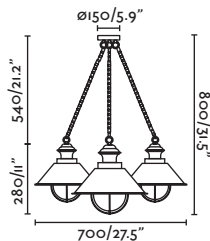


NÁUTICA

- **71114** rust brown/marrón óxido

3 E27 MAX 15W LED [17463]

Body Metal
Diff Bubble Glass/Cristal Burbuja

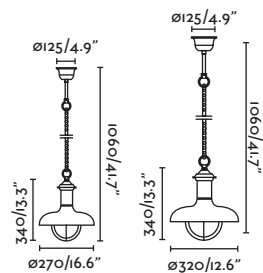


ESTORIL

- **71142** rust brown/marrón óxido

E27 MAX 15W LED [17463]

Body Metal
Diff Bubble Glass/Cristal Burbuja



P.290
WALL



OUTDOOR



A glowing spherical outdoor lamp is the central focus, mounted on a dark pole. The lamp is illuminated from within, casting a warm, yellow light. It is positioned in a garden setting with stone steps and lush greenery. The background is slightly blurred, showing more of the garden and a stone wall. The overall mood is serene and elegant.



**PR
JEC
TORS
& SPIKES**



● **70038** black/negro

LED 14W 3000K 830lm CRI>80 Driver ✓

Body Aluminium/Aluminio
Diff Glass/Cristal

IP65  100- 50/ 240V 60HZ IK08 25° 


697/27.2"
500/19.68"
ø77/3.03"



● **70036** black/negro

LED 14W 3000K 830lm CRI>80 Driver ✓

Body Aluminium/Aluminio
Diff Glass/Cristal

IP65  100- 50/ 240V 60HZ IK08 25°



500/19.6
ø77/3.03"



● **70037** black/negro

LED 14W 3000K 830lm CRI>80 Driver ✓

Body Aluminium/Aluminio
Diff Glass/Cristal

IP65  100- 50/ 240V 60HZ IK08 25° 


350/13.8"
200/8.6"
ø77/3.03"



● **70035** black/negro

LED 14W 3000K 830lm CRI>80 Driver ✓

Body Aluminium/Aluminio
Diff Glass/Cristal

IP65  100- 50/ 240V 60HZ IK08 25°

200/8.6"
ø77/3.03"



NEW **SLOT**
— Lucid 



FLOW — Alegre Design 

● **71546** black/negro

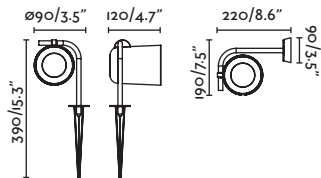
● **71547** beige/beige

GU10 MAX 8W LED [● 17324 ● 17330]

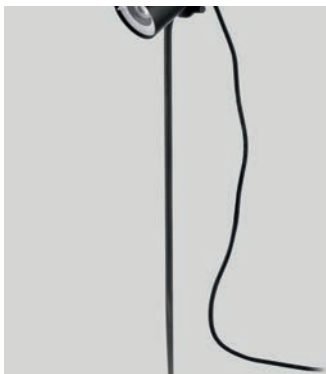
Body Polycarbonate/Polycarbonato
Diff PMMA

SEA SIDE SUITABLE

IP65   2.5 MT



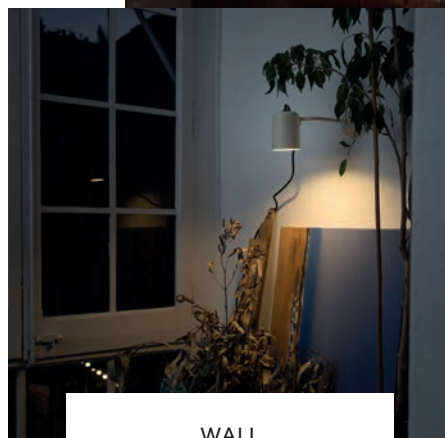
SPIKE ACCESSORY




● **71548** black/negro

● **71549** beige/beige


Body Metal



WALL



SPIKE





TONI — Alegre Design 

● 71528 black/negro

GU 10 MAX 8W LED  [17330]

Body PMMA

Diff Polycarbonate/Policarbonato

SEA SIDE SUITABLE

IP65  2.5 MT  160°
180°



ALFA — Àlex&Manel Llusçà 

● 70025 dark grey/gris oscuro

● 70026 NEW dark grey/gris oscuro



LED COB 14W CRI>80 Driver 


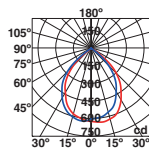
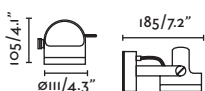
3000K [70025] 900lm

4000K [70026] 1000lm NEW

Body Die Cast Aluminium/Aluminio Inyectado

Diff Transparent Glass/Cristal Transparente

IP65  100- 50/ 240V 60HZ  80° 160°
180°



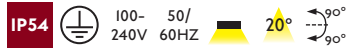


LIT

● **70260** dark grey/gris oscuro

GU10 MAX 8W LED [17317]

Body Aluminium/Aluminio
Diff Glass/Cristal

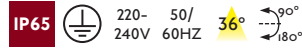


FOC

● **70156** dark grey/gris oscuro

LED COB 15W 3000K 800lm CRI>80 Driver ✓

Body Die Cast Aluminium/Aluminio Inyectado
Diff Glass/Cristal

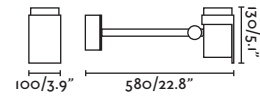
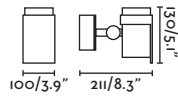
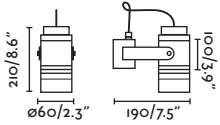
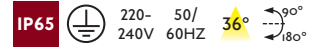


FOC

● **70157** dark grey/gris oscuro

LED COB 15W 3000K 800lm CRI>80 Driver ✓

Body Die Cast Aluminium/Aluminio Inyectado
Diff Glass/Cristal

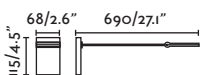
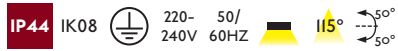


TORAN

● **70140** dark grey/gris oscuro

LED SMD 5W 4000K 345lm CRI>80 Driver ✓

Body Die Cast Aluminium/Aluminio Inyectado
Diff Transparent Glass/Cristal Transparente



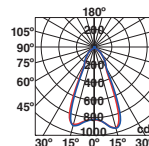
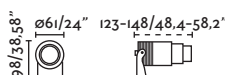
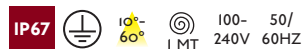
SHOW **NEW**

● **71095** dark grey/gris oscuro

LED 12W 3000K 500lm CRI>80 Driver ✓

Spike [70525]

Body Aluminium/Aluminio
Diff Glass/Cristal



KEW

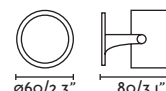
● **70407** grey/gris

LED 6W 4000K 420lm CRI>80 Driver [9811031]

Body 316 Stainless Steel/Acero Inox 316
Diff Transparent PMMA/PMMA Transparente



Visit faroes.com to consult how to install it.
Visita faroes.com para consultar su instalación.





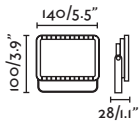
FLUX

● **70649** dark grey/gris oscuro

LED SMD 10W 3000K 450lm CRI>80 Driver ✓
Spike ⊗ [70525]

Body Aluminium/Aluminio
Diff Opal Polycarbonat/Policarbonato Opal

IP54 IK08 ⚡ 220-240V 50/60HZ 90° 160° 180° 2 MT



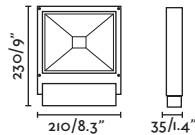
KARL

● **70261** dark grey/gris oscuro

LED SMD 12W 3000K 1100lm CRI>80 Driver ✓

Body Aluminium/Aluminio
Diff Tempered Glass/Cristal Templado

IP65 ⚡ 220-240V 50/60HZ 110°




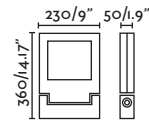
VIC

● **70581** dark grey/gris oscuro

LED SMD 52W 3000K 2400lm CRI>80 Driver ✓

Body Die Cast Aluminium/Aluminio Inyectado
Diff Transparent Glass/Cristal Transparente

IP65 IK07 ⚡ 100-240V 50/60HZ 25° 90° 180°



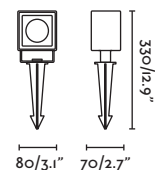
SOBEK

● **70151** black/negro

LED COB 7W 3000K 550lm CRI>80 Driver ✓

Body Die Cast Aluminium/Aluminio Inyectado
Diff Transparent Glass/Cristal Transparente

IP65 ⚡ 100-240V 50/60HZ 50° 0.2 MT ✓



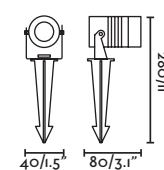
BALDER

● **70469** black/negro

LED SMD 3W 3000K 110lm CRI>80 Driver ✓


Body Aluminium/Aluminio
Diff Transparent Glass/Cristal Transparente

IP67 ⚡ 100-240V 50/60HZ 50° 2 MT ✓




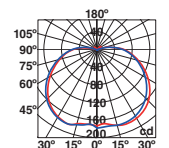
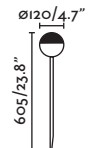


NEW **PICCOLA**

— Faro Team 



- 70245 black/negro
- 70246 white/blanco
- LED SMD 6W 2700K 360lm CRI>80
- Driver ✓
- Body Metal
- Diff Opal PMMA/PMMA Opal
- IP65  100-240V 50/60HZ IK10  1.5 MT 







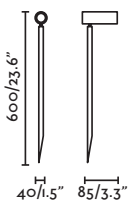
SETH-60

● **70226** black/negro

LED SMD 6W 2700K 450lm CRI>80 Driver ✓

Body Aluminium/Aluminio
Diff PMMA

IP44 □ 220-240V 50/60HZ  40°  2 MT





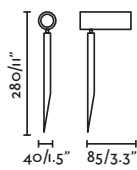
SETH-28

● **70227** black/negro

LED SMD 6W 2700K 450lm CRI>80 Driver ✓

Body Aluminium/Aluminio
Diff PMMA

IP44 □ 220-240V 50/60HZ  40°  2 MT









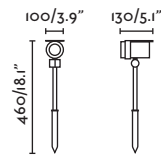
FOC

● **70158** dark grey/gris oscuro

LED COB 15W 3000K 800lm CRI>80 Driver ✓

Body Aluminium/Aluminio
Diff Opal Glass/Cristal Opal

IP65  220-240V 50/60HZ  36°  90°  180°  0.5 MT 



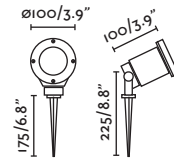


TONO

● **73150** black/negro

GU10 MAX 8W LED [17325]

Body Die Cast Aluminium/Aluminio Inyectado
Diff Transparent Glass/Cristal Transparente

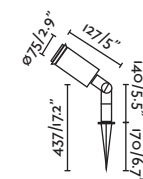
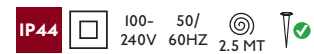


GARTEN-4

● **73111** black/negro

E27 PAR 38 MAX 15W LED [17400]

Body Heat-Resistant ABS/
ABS Termoresistente

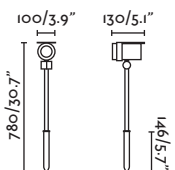
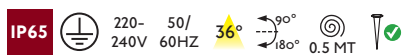


FOC

● **70159** dark grey/gris oscuro

LED COB 15W 3000K 800lm CRI>80 Driver ✓

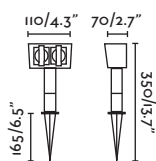
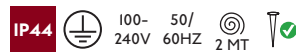
Body Die Cast Aluminium/Aluminio Inyectado
Diff Glass/Cristal



GARTEN-1

● **73100** black/negro

Body Heat-Resistant ABS/
ABS Termoresistente







RE CES SED



GALO

○ 70265 white/blanco

LED CREE 3W 3000K 200lm CRI>80 Driver ✓

Body Aluminium/Aluminio
Diff Tempered Glass/Cristal Templado

IP54 IK05 100-240V 50/60HZ 73X73



GALO

○ 70266 white/blanco

LED CREE 3W 3000K 200lm CRI>80 Driver ✓

Body Aluminium/Aluminio
Diff Tempered Glass/Cristal Templado

IP54 IK05 100-240V 50/60HZ 73X73



DANG

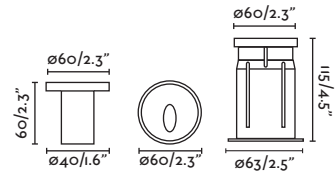
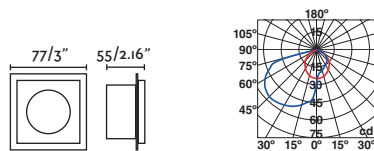
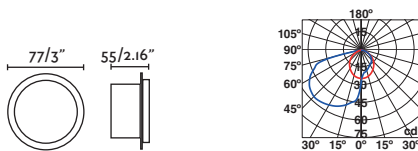
● 70446 black/negro

LED CREE 3W 3000K 200lm CRI>80 Driver [98324015]

Body Aluminium+316 Stainless Steel/
Aluminio+Acero Inox 316

SEA SIDE SUITABLE IP67 IK05 24VDC 40°

Visit faro.es to consult how to install it.
Visita faro.es para consultar su instalación.



NASE

○ 70395 white/blanco

● 70398 dark grey/gris oscuro

LED SMD 3W 3000K 100lm CRI>80 Driver ✓

Body Aluminium/Aluminio
Diff Polycarbonate/Polycarbonato

IP44 220-240V 50/60HZ 120°

92X87X80



NASE

○ 70396 white/blanco

● 70399 dark grey/gris oscuro

LED SMD 3W 3000K 100lm CRI>80 Driver ✓

Body Aluminium/Aluminio
Diff Polycarbonate/Polycarbonato

IP44 220-240V 50/60HZ 120°

132X90X80



UVE

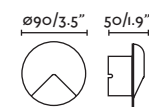
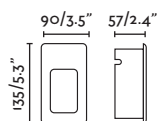
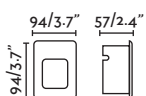
● 70397 dark grey/gris oscuro

LED SMD 2W 3000K 70lm CRI>80 Driver ✓

Body Aluminium/Aluminio
Diff Polycarbonate/Polycarbonato

IP44 IK08 220-240V 50/60HZ 120°

Ø78





SPARK NEW

- 70162 dark grey/gris oscuro
- 70163 white/blanco

LED SMD 5W 3000K 190lm CRI>80 Driver ✓

Body Aluminium/Aluminio
Diff Polycarbonate/Polycarbonato

IP65 100-240V 50/60HZ



STRIPE NEW

- 72092 dark grey/gris oscuro
- 72093 white/blanco

LED SMD 5W 3000K 50lm CRI>80 Driver ✓

Body Aluminium/Aluminio
Diff Polycarbonate/Polycarbonato

IP54 IK07 100-240V 50/60HZ



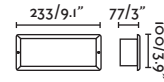
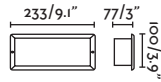
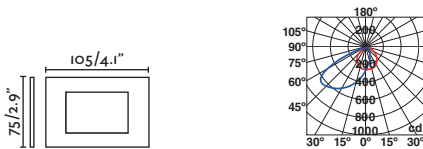
LISO

- 71490 white/blanco
- 71491 black/negro

E27 MAX 15W LED ✕ [17463]

Body Die Cast Aluminium/Aluminio Inyectado
Diff Polycarbonate/Polycarbonato

IP44 71482 230X89



SPARK NEW

- 70164 dark grey/gris oscuro
- 70165 white/blanco

LED SMD 5W 3000K 60lm CRI>80 Driver ✓

Body Aluminium/Aluminio
Diff Polycarbonate/Polycarbonato

IP65 100-240V 50/60HZ



STRIPE NEW

- 72094 white/blanco
- 72095 dark grey/gris oscuro

LED SMD 5W 3000K 70lm CRI>80 Driver ✓

Body Aluminium/Aluminio
Diff Polycarbonate/Polycarbonato

IP54 IK07 100-240V 50/60HZ



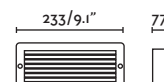
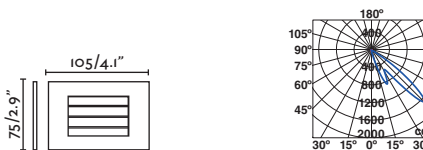
ESCA

- 71480 white/blanco
- 71481 black/negro

E27 MAX 15W LED ✕ [17463]

Body Metal/Metal
Diff Polycarbonate/Polycarbonato

IP44 71482 230X89





SOUN

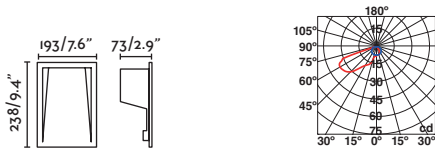
● **70900** dark grey/gris oscuro

LED SMD 6W 3000K 472lm CRI>80 Driver ✓

Body Die Cast Aluminium/Aluminio Inyectado
Diff Tempered Glass/Cristal Templado

IP65 IK08 100-240V 50/60HZ 120°

183X225X70



SOUN NEW

● **70833** dark grey/gris oscuro

● **70834** white/blanco

LED SMD 5W 3000K 290lm CRI>80 Driver ✓

Body Aluminium/Aluminio
Diff Glass/Cristal

IP65 IK08 100-240V 50/60HZ 120°

220X950655



FILTER

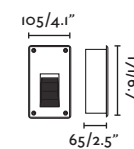
● **70450** dark grey/gris oscuro

LED 2W 2700K 75lm CRI>80 Driver ✓

Body Die Cast Aluminium/Aluminio Inyectado
Diff Tempered Glass/Cristal Templado

IP65 IK10 100-240V 50/60HZ 120°

98X160X85



STORE

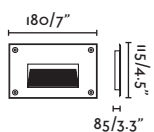
● **70451** dark grey/gris oscuro

LED SMD 2W 2700K 90lm CRI>80 Driver ✓

Body Die Cast Aluminium/Aluminio Inyectado
Diff Tempered Glass/Cristal Templado

IP65 IK10 100-240V 50/60HZ 120°

98X160X85



MINI CARTER


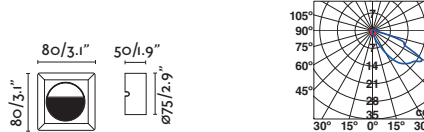
● **70402** dark grey/gris oscuro

LED SMD 1W 4000K 30lm CRI>80 Driver ✓

Body Die Cast Aluminium/Aluminio Inyectado
Diff Transparent PVC/PVC Transparente

IP44 IK08 220-240V 50/60HZ 45°

Ø76



MINI RACING

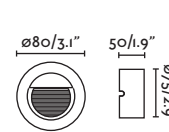
● **70403** dark grey/gris oscuro


LED SMD 1W 4000K 30lm CRI>80 Driver ✓

Body Die Cast Aluminium/Aluminio Inyectado
Diff Transparent PVC/PVC Transparente

IP44 IK08 220-240V 50/60HZ 45°

Ø76





SEDNA

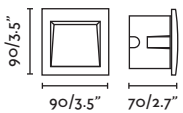
● **70146** dark grey/gris oscuro

LED SMD 1W 3000K 22lm CRI>80 Driver ✓

Body Aluminium/Aluminio
Diff Glass/Cristal

IP65 IK08 100-240V 50/60HZ

80X75



SEDNA

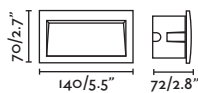
● **70147** dark grey/gris oscuro

LED SMD 3W 3000K 93lm CRI>80 Driver ✓

Body Aluminium/Aluminio
Diff Glass/Cristal

IP65 IK08 100-240V 50/60HZ

125X58



SEDNA

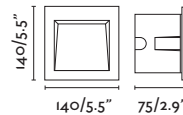
● **70148** dark grey/gris oscuro

LED SMD 3W 3000K 122lm CRI>80 Driver ✓

Body Aluminium/Aluminio
Diff Glass/Cristal

IP65 IK08 100-240V 50HZ

128X112



RECESSED



NAT

● **70638** dark grey/gris oscuro

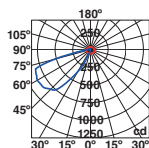
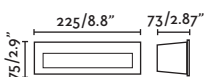
○ **70271 NEW** white/blanco

LED SMD 8W 3000K 330lm CRI>80 Driver ✓

Body Die Cast Aluminium/Aluminio Inyectado

IP65 IK08 100-240V 50/60HZ

215X65X70



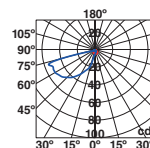
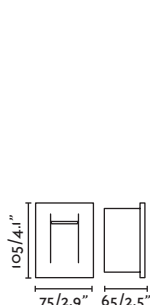
HORUS

● **70155** grey/gris

LED SMD 4W 3000K 55lm CRI>80 Driver ✓

Body Die Cast Aluminium/Aluminio Inyectado
Diff Polycarbonate/Polycarbonato

IP65 100-240V 50/60HZ



HORUS

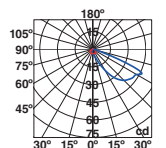
● **70154** grey/gris

LED SMD 4W 3000K 50lm CRI>80 Driver ✓

Body Die Cast Aluminium/Aluminio Inyectado
Diff Trans. Polycarbonate/Polycarbonato Trans.

IP65 IK08 100-240V 50/60Hz

62X98



339 OUTDOOR




GRUND

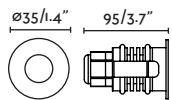
● **70726** matt nickel/níquel mate

LED COB 2W 3000K 152lm CRI>90
Driver ☒ [98310206E]

Body Aluminium+Stainless Steel 316/
Aluminio+Acero Inoxidable 316



Visit faro.es to consult how to install it.
Visita faro.es para consultar su instalación.




GRUND

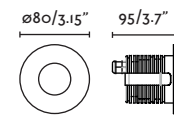
● **70728** matt nickel/níquel mate

LED COB 7W 3000K 420lm CRI>90
Driver ☒ [98310110]

Body Aluminium+Stainless Steel 316/
Aluminio+Acero Inoxidable 316



Visit faro.es to consult how to install it.
Visita faro.es para consultar su instalación.




GRUND

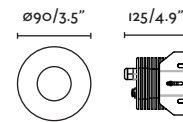
● **70729** matt nickel/níquel mate

LED COB 13W 3000K 846lm CRI>90
Driver ☒ [98310125]

Body Aluminium+Stainless Steel 316/
Aluminio+Acero Inoxidable 316



Visit faro.es to consult how to install it.
Visita faro.es para consultar su instalación.

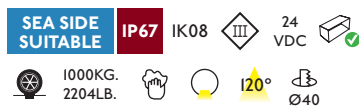


KANE

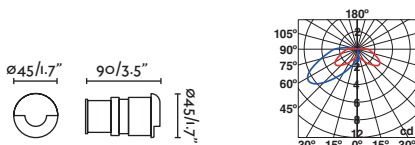
● **70660** matt nickel/níquel mate

LED 3W 3000K 120lm CRI>80
Driver ☒ [98324015]

Body 316 Stainless Steel/Acero Inox 316
Diff Glass/Cristal



Visit faro.es to consult how to install it.
Visita faro.es para consultar su instalación.



KANE

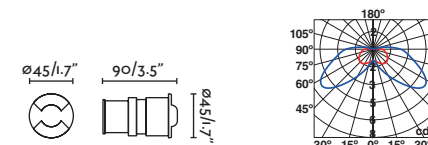
● **70661** matt nickel/níquel mate

LED 3W 3000K 120lm CRI>80
Driver ☒ [98324015]

Body 316 Stainless Steel/Acero Inox 316
Diff Glass/Cristal



Visit faro.es to consult how to install it.
Visita faro.es para consultar su instalación.




KANE

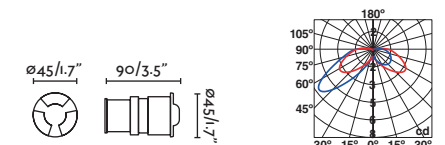
● **70662** matt nickel/níquel mate

LED 3W 3000K 120lm CRI>80
Driver ☒ [98324015]

Body 316 Stainless Steel/Acero Inox 316
Diff Glass/Cristal



Visit faro.es to consult how to install it.
Visita faro.es para consultar su instalación.





FRUM

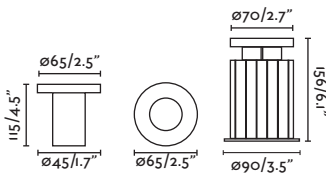
● **70445** black/negro

LED CREE 6W 3000K 200lm CRI>80
Driver [98324015]

Body Aluminium+316 Stainless Steel/
Aluminio+Acero Inox 316

SEA SIDE SUITABLE IP67 IK05 24 VDC 24°

Visit faro.es to consult how to install it.
Visita faro.es para consultar su instalación.



CROSBY

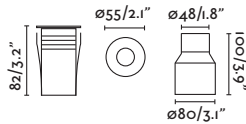
● **70458N** matt nickel/níquel mate

LED HIGH POWER 2W 6000K 85lm CRI>80
Driver

Body 316 Stainless Steel/Acero Inox 316
Diff Glass/Cristal

SEA SIDE SUITABLE IP67 IK08 120-240V 50/60HZ

120°



CROSBY

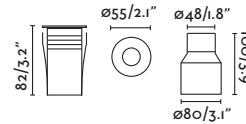
● **70459N** matt nickel/níquel mate

LED HIGH POWER 2W 3000K 77lm CRI>80
Driver

Body 316 Stainless Steel/Acero Inox 316
Diff Glass/Cristal

SEA SIDE SUITABLE IP67 IK08 100-240V 50/60HZ

120°



CURTIS

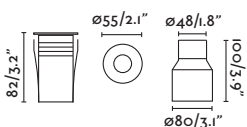
● **70462N** matt nickel/níquel mate

LED HIGH POWER 2W 3000K 77lm CRI>80
Driver

Body 316 Stainless Steel/Acero Inox 316
Diff Glass/Cristal

SEA SIDE SUITABLE IP67 IK08 100-240V 50/60HZ

45°



RECESSED

341 OUTDOOR



FROL

● **70135** matt nickel/níquel mate

LED SMD 0,8W 3000K 55lm CRI>80 Driver ✓

Body 304 Stainless Steel/Acero Inox 304
Diff Polycarbonate/Policarbonato

IP65 220- 50/ 240V 60HZ 92X92X50



GRON

● **70134** matt nickel/níquel mate

LED SMD 1W 3000K 70lm CRI>80 Driver ✓

Body 304 Stainless Steel/Acero Inox 304
Diff Polycarbonate/Policarbonato

IP65 220- 50/ 240V 60HZ 105X66X50



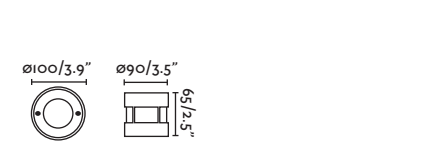
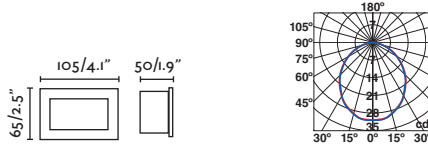
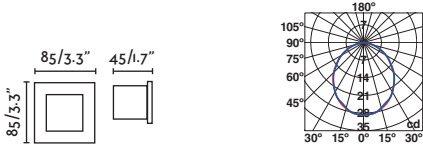
LED -18

● **71498N** matt nickel/níquel mate

LED HIGH POWER 3W 3000K 40lm CRI>80 Driver ✓

Body 316 Stainless Steel/Acero Inox 316
Diff Opal Glass/Cristal Opal

SEA SIDE SUITABLE **IP67** IK08 100- 50/ 240V 60HZ 1000KG. 2204LB.



LED -18

● **71499N** matt nickel/níquel mate

LED HIGH POWER 3W 3000K 30lm CRI>80 Driver ✓

Body 316 Stainless Steel/Acero Inox 316
Diff Opal Glass/Cristal Opal

SEA SIDE SUITABLE **IP67** IK08 220- 50/ 240V 60HZ 1000KG. 2204LB.



LED -18

● **71497N** matt nickel/níquel mate

LED HIGH POWER 3W 6000K 40lm CRI>80 Driver ✓

Body 316 Stainless Steel/Acero Inox 316
Diff Opal Glass/Cristal Opal

SEA SIDE SUITABLE **IP67** IK08 220- 50/ 240V 60HZ 1000KG. 2204LB.



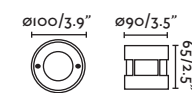
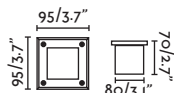
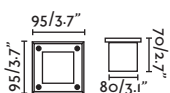
LED -18

● **71496N** matt nickel/níquel mate

LED HIGH POWER 3W 6000K 50lm CRI>80 Driver ✓

Body 316 Stainless Steel/Acero Inox 316
Diff Opal Glass/Cristal Opal

SEA SIDE SUITABLE **IP67** IK08 100- 50/ 240V 60HZ 1000KG. 2204LB.





GEISER NEW

- **70302** matt nickel/níquel mate
- **70303** matt nickel/níquel mate

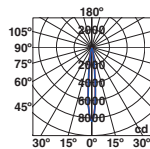
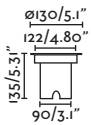
LED COB 7W 3000K 400lm Driver ✓
10° [70302] 38° [70303]

Cover 316 Stainless Steel/Acero Inox 316
Body Aluminium/Aluminio
Diff Tempered Glass/Cristal Templado

SEA SIDE SUITABLE **ORIENTABLE** **IP67**

100- 50/ 1K08 10° 38°
240V 60HZ -20° 20°

2000KG. 4409LB.



GEISER NEW

- **70305** matt nickel/níquel mate

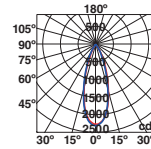
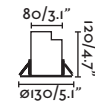
LED COB 7W 3000K 400lm Driver ✓

Cover 316 Stainless Steel/Acero Inox 316
Body Aluminium/Aluminio
Diff Tempered Glass/Cristal Templado

SEA SIDE SUITABLE **ORIENTABLE**

IP67 100- 50/ 1K08 38°
240V 60HZ -20° 20°

2000KG. 4409LB.



GEISER NEW

- **70304** matt nickel/níquel mate

GU10 MAX 8W [17324]

Cover 316 Stainless Steel/Acero Inox 316
Body Aluminium/Aluminio
Diff Tempered Glass/Cristal Templado

SEA SIDE SUITABLE **ORIENTABLE**

IP67 100- 50/ 1K08
240V 60HZ -20° 20°

2000KG. 4409LB.



GEISER NEW

- **70306** matt nickel/níquel mate
- **70307** matt nickel/níquel mate

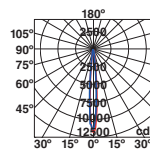
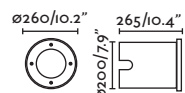
LED COB 32W 3000K 2300lm Driver ✓
10° [70306] 38° [70307]

Cover 316 Stainless Steel/Acero Inox 316
Body Aluminium/Aluminio
Diff Tempered Glass/Cristal Templado

SEA SIDE SUITABLE **ORIENTABLE** **IP67**

100- 50/ 1K08 10° 38°
240V 60HZ -25° 25°

2000KG. 4409LB.





SURIA-3

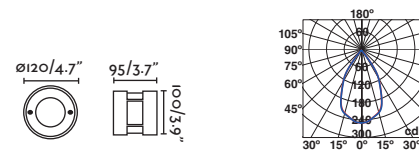
● **70592N** matt nickel/níquel mate

LED COB 3W 3000K 175lm CRI>80 Driver ✓

Body 316 Stainless Steel/Acero Inox 316
Diff Glass/Cristal

SEA SIDE SUITABLE **IP67** IK08 100-240V 50/60HZ

1000KG. 2204LB. **60°**



SURIA-I2

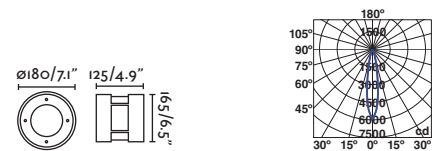
● **70589** matt nickel/níquel mate

LED COB 12W 3000K 870lm CRI>80 Driver ✓

Body 316 Stainless Steel/Acero Inox 316
Diff Glass/Cristal

SEA SIDE SUITABLE **IP67** IK08 100-240V 50/60HZ

1000KG. 2204LB. **24°**



SURIA-I2

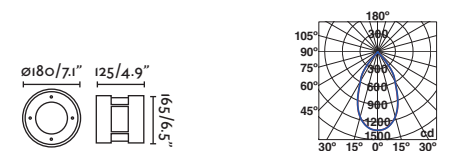
● **70593N** matt nickel/níquel mate

LED COB 12W 3000K 970lm CRI>80 Driver ✓

Body 316 Stainless Steel/Acero Inox 316
Diff Glass/Cristal

SEA SIDE SUITABLE **IP67** IK08 100-240V 50/60HZ

1000KG. 2204LB. **60°**



SURIA-3

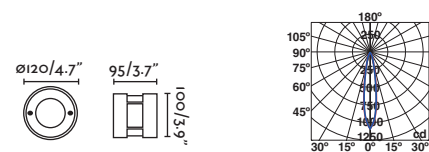
● **70588** matt nickel/níquel mate

LED COB 3W 3000K 190lm CRI>80 Driver ✓

Body 316 Stainless Steel/Acero Inox 316
Diff Glass/Cristal

SEA SIDE SUITABLE **IP67** IK08 100-240V 50/60HZ

1000KG. 2204LB. **24°**





SURIA-24

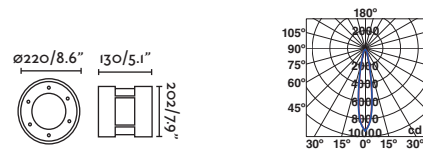
70586 matt nickel/níquel mate

LED COB 24W 3000K | 290lm CRI>80 Driver ✓

Body 316 Stainless Steel/Acero Inox 316
Diff Glass/Cristal

SEA SIDE SUITABLE IP67 IK08 100-240V 50/60HZ

1000KG. 2204LB. 24°



SURIA-24

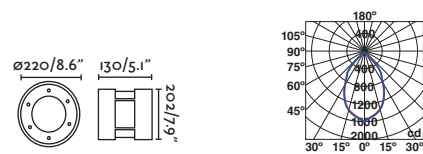
70587 matt nickel/níquel mate

LED COB 24W 3000K | 270lm CRI>80 Driver ✓

Body 316 Stainless Steel/Acero Inox 316
Diff Glass/Cristal

SEA SIDE SUITABLE IP67 IK08 100-240V 50/60HZ

1000KG. 2204LB. 60°



SALT ASIMETRIC


70591 matt nickel/níquel mate

LED COB 9W 3000K 500lm CRI90 Driver ✓

Body 316 Stainless Steel/Acero Inox 316
Diff Glass/Cristal

SEA SIDE SUITABLE IP67 IK08 100-240V 50/60HZ

2000KG. 4409LB. 45°



TARO

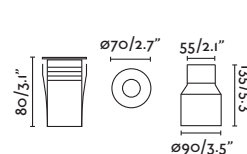
70449 matt nickel/níquel mate

LED COB 7W 3000K 280lm CRI>80 Driver ✓

Body 316 Stainless Steel/Acero Inox 316
Diff Glass/Cristal

SEA SIDE SUITABLE IP67 IK08 100-240V 50/60HZ

600KG. 1322LB. 30°





EDEL

● **70455** matt nickel/níquel mate

LED HIGH POWER 18W 4000K 900lm CRI>80
Driver [46067]

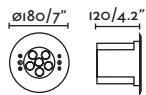
Body 316 Stainless Steel/Acero Inox 316
Diff Glass/Cristal

SEA SIDE SUITABLE **IP68** IK08 24 VDC 50/60HZ

1000KG. 2204LB. 25° Ø156

Very important: to be used only underwater
Importante: uso exclusivo sólo bajo el agua

Visit faro.es to consult how to install it.
Visita faro.es para consultar su instalación.



EDEL RGB

● **70456** matt nickel/níquel mate

LED HIGH POWER 18W CRI>80
Driver [46067]

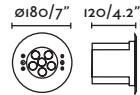
Body 316 Stainless Steel/Acero Inox 316
Diff Glass/Cristal

SEA SIDE SUITABLE **IP68** IK08 24 VDC 50/60HZ

1000KG. 2204LB. 25° Ø156

Very important: to be used only underwater
Importante: uso exclusivo sólo bajo el agua

Visit faro.es to consult how to install it.
Visita faro.es para consultar su instalación.



RGB ACCESSORIES

46067 24V 20W

70472 LED RGB MASTER 24V 72W

70474 Control remoto IR RGB

70475 Receptor IR RGB

70476 LED RGB SLAVE 24V 72W



TECNO-I

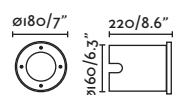
● **71483** matt nickel/níquel mate

E27 MAX 15W LED [17463]

Body 316 Stainless Steel/Acero Inox 316
Diff Glass/Cristal

SEA SIDE SUITABLE **IP67** IK08

2000KG. 4409LB.



TECNO-6

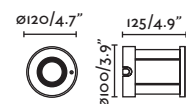
● **71489N** matt nickel/níquel mate

GU10 MAX 8W LED [17324]

Body 316 Stainless Steel/Acero Inox 316
Diff Glass/Cristal

SEA SIDE SUITABLE **IP67** IK08

2000KG. 4409LB.



LIO

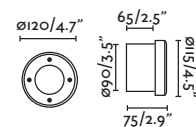
● **71495** matt nickel/níquel mate

GX53 6W 3000K 330lm [17340]

Body 316 Stainless Steel/Acero Inox 316
Diff Glass/Cristal


SEA SIDE SUITABLE **IP67** IK10

2000KG. 4409LB.





RECESSED



GRAVA

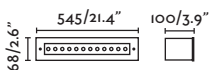
● **70447** matt nickel/níquel mate

LED 22W 3000K 900lm CRI>80
Transformer [98324076]

Body 316 Stainless Steel/Acero Inox 316
Diff Glass/Cristal

SEA SIDE SUITABLE IP67 IK07 III 24 VDC

1000KG. 2204LB. 30° 528X70X80



GRAVA

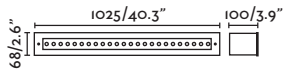
● **70448** matt nickel/níquel mate

LED 42W 3000K 2000lm CRI>80
Transformer [98324076]

Body 316 Stainless Steel/Acero Inox 316
Diff Glass/Cristal

SEA SIDE SUITABLE IP67 IK07 III 24 VDC

1000KG. 2204LB. 22° 1008X70X80



OUTDOOR

FAN

HOW TO CHOOSE YOUR CEILING FAN CÓMO ELEGIR TU VENTILADOR

STEP 1 SIZE/TAMAÑO

XL
EXTRA LARGE
EXTRA GRANDE



> 28 m²



≥ ∅ 165 cm

L
LARGE
GRANDE



> 17,6-28 m²



≥ ∅ 132 cm

M
MEDIUM
MEDIANO



13 - 17,6 m²



∅ 107-132 cm

S
SMALL
PEQUEÑO



< 13 m²




≤ ∅ 107 cm

STEP 2 LIGHT/LUZ



WITH LIGHT
CON LUZ



ADDITIONAL LIGHT
LUZ ADICIONAL



WITHOUT LIGHT
SIN LUZ

STEP 3 DESIGN/DISEÑO



WHY CHOOSE A FARO'S FAN POR QUÉ ELEGIR UN VENTILADOR FARO

ALL
YEAR ROUND

ALL YEAR ROUND
TODO EL AÑO

Reverse function
Función inversa

15
YEARS

ENGINE GUARANTEE
GARANTÍA DEL MOTOR

Engine guaranteed for 15 years
Motor con garantía de 15 años



HIGH PERFORMANCE
ALTA CALIDAD

Quality control at our laboratory
Control de calidad en nuestro propio laboratorio



ENERGY SAVING
AHORRO

Over 50% energy saving
Más del 50% de ahorro energético

MOTOR DC ADVANTAGES VENTAJAS MOTOR DC

UP TO
70%
LESS ELECTRICITY

ENERGY SAVING
AHORRO



LIGHT WEIGHT
MÁS LIGERO



NOISELESS
SILENCIOSO

6
SPEEDS

6 SPEEDS
6 VELOCIDADES




LONG LIFE
MAYOR VIDA

COMPARATIVE CHART

MODEL	DIMENSIONS				TECHNOLOGY			STYLE		LIGHT			ACCESSORIES				Without rod	Inclining roof
	S	M	L	XL	Motor DC	IP44	Summer Winter	Class.	Mod.	With light	Without light	LED	Control remote	Wall control	Chain	Kit luz		
Alo (Light)													✓					
Alo																		
Aloha													✓					
Andros													✓					
Aoba NEW													✓					
Bahamas													✓					
Cebu													✓					
Century													✓					
Chicago													✓					
Cies NEW													✓					
Cocos													✓					
Corso													✗		✓			
Cuba													✗		✓			
Disc													✓					
Easy													✓					
Eco Indus													✗	✓				
Eterfan													✓			✓		
Factory															✓			
Faretto													✓					
Feroe													✓					
Fogo													✓					
Galápagos													✗		✓			
Grid NEW													✓					
Ibiza													✓					
Icaria													✓					
Ice													✓					
Indus														✓				
Itaca													✓					
Izaro NEW													✓					
Just Fan NEW													✓					
Just Fan													✓			✓		
Just Fan G NEW													✓					
Keiki														✓				
Komodo NEW															✓			
Lama													✓					
Lantau													✓					
Lantau-G													✓					
Lantau-G (Light)													✓					
Leyte													✓					
Lisboa													✗		✓			
Lombok													✗		✓			
Luzon													✓					
Mallorca													✓					
Malvinas														✓				

MODEL	DIMENSIONS				TECHNOLOGY			STYLE		LIGHT			ACCESSORIES				Without rod	Inclining roof
	S	M	L	XL	Motor DC	IP44	Summer Winter	Class	Mod.	With light	Without light	LED	Control remote	Wall control	Chain	Kit luz		
Manhattan NEW													✓					
Manila													✗		✓			
Mediterráneo															✓			
Meno NEW													✓					
Mini Eterfan													✓					
Mini Icaria													✓					
Mini Indus														✓				
Mini Lantau NEW													✓					
Mini Mallorca													✓					
Mini Tube													✓					
Mini Ufo													✓					
Molokai													✓					
Morea NEW													✓					
Nassau													✓					
Nias													✓					
Nisos													✗		✓			
Nova													✓					
Nu NEW													✓					
Nu (Light) NEW													✓					
Oboe																		
Ovni													✓					
Palao													✗		✓			
Palk													✓					
Panay													✓					
Pemba													✓					
Phuket													✓					
Polaris													✓					
Polea NEW													✓					
Sioux													✓					
Tabarca NEW													✓					
Tilos													✓					
Timor													✓					
Tonic													✓					
Tonsay													✓					
Tube													✓					
Typhoon													✓					
Vanu													✓					
Vedra													✗	✓				
Veneto													✗		✓			
Vulcano													✓					
Winch													✓					
Winche													✓					
Wind													✓					
Yakarta													✗		✓			





XL





MANHATTAN NEW


244
96 INCH

DC
MOTOR

ALL
YEAR ROUND



FINISHES/ACABADOS

Ref.	Body	Blades
33496 NEW	 matt nickel/ níquel mate	 matt nickel/ níquel mate

LED LIGHT SOURCE/FUENTE DE LUZ LED

LED SMD 16W 3000K 800lm CRI>80 Driver ✓
Diff Polycarbonate/Polycarbonato

GENERAL FEATURES/INFO GENERAL

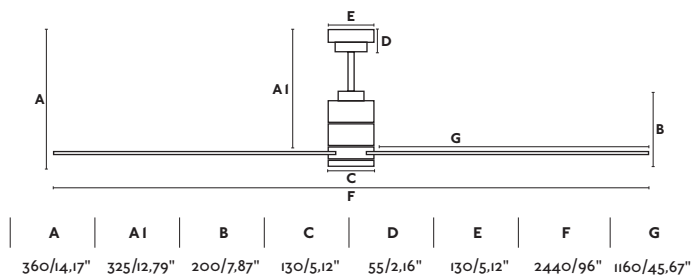
Body Steel/Acero
Blades (9) Aluminium/Aluminio

MOTOR FEATURES/INFO MOTOR

W 15-20-25-30-35-56
RPM 50-55-60-65-70-78
Airflow 269,12 m³ min/9500 CFM
Voltage (V/Hz) 220-240/50-60

OPT. DOWNROD/TIJAS OPC. P. 541

MEASUREMENTS/MEDIDAS



EXTRA LARGE



33463

33505

LANTAU

FINISHES/ACABADOS

Ref.	Body	Blades
33463	 matt nickel níquel mate	 dark walnut nogal oscuro
33505	 matt nickel níquel mate	 pine/pino

168
66 INCH

ALL
YEAR ROUND



LED LIGHT SOURCE/FUENTE DE LUZ LED

LED SMD 12W 3000K 1000lm CRI>80 Driver ✓
Diff Opal PMMA/PMMA Opal

GENERAL FEATURES/INFO GENERAL

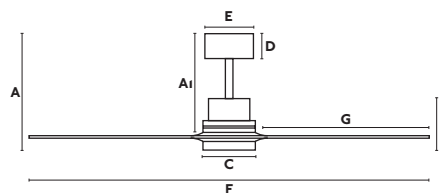
Body Steel/Acero
Blades (3) Natural Wood/Madera Natural

MOTOR FEATURES/INFO MOTOR

W 25-47-90
RPM 70-100-140
Airflow 261,6 m³ min/9235 CFM
Voltage (V/Hz) 220-240/50

OPT. DOWNROD/TIJAS OPC. P. 541

MEASUREMENTS/MEDIDAS




A	A1	B	C	D	E	F	G
410/16,1"	335/13,2"	250/9,82"	180/7,05"	70/2,79"	Ø150/5,9"	Ø1680/66,1"	840/33"

EXTRA LARGE

P.377
XL

P.459
L

P.511
S





TILOS

168
66 INCH

DC
MOTOR

ALL
YEAR ROUND



REMOTE
CONTROL



INCLINING
ROOF

FINISHES/ACABADOS

Ref.	Body	Blades
33466	 dark brown marrón oscuro	 dark brown marrón oscuro

LIGHT SOURCE/FUENTE DE LUZ

2 E27 MAX 15W LED [17463]
Diff Opal Glass/Cristal Opal

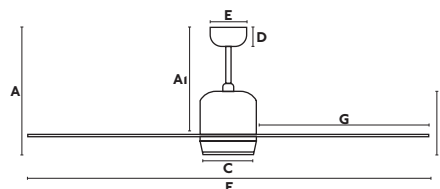
GENERAL FEATURES/INFO GENERAL

Body Steel/Acero
Blades (8) MDF ABS

MOTOR FEATURES/INFO MOTOR




W 4-6-9-14-21-35
RPM 31-43-55-67-78-95
Airflow 264,05 m³ min/9325 CFM
Voltage (V/Hz) 220-240/50-60

MEASUREMENTS/MEDIDAS



A	A1	B	C	D	E	F	G
500/19,6"	440/17,3"	290/11,4"	220/8,6"	60/2,3"	Ø140/5,51"	Ø1685/66,3"	750/29,5"

OPTIONAL DOWNROD (not included)

34005		1220mm/4,8"	dark brown marrón oscuro
34004		900mm/3,5"	dark brown marrón oscuro
34003		600mm/2,3"	dark brown marrón oscuro

EXTRA LARGE

FAN

361



33553

33554

CENTURY

165
65 INCH

DC
MOTOR

ALL
YEAR ROUND



FINISHES/ACABADOS

Ref.	Body	Blades
33553	 white/blanco	 white/blanco
33554	 matt nickel/ níquel mate	 grey/gris

LED LIGHT SOURCE/FUENTE DE LUZ LED

LED SMD 15W 3000K 1200lm CRI>80 Driver ✓
Diff Opal PMMA/PMMA Opal

GENERAL FEATURES/INFO GENERAL

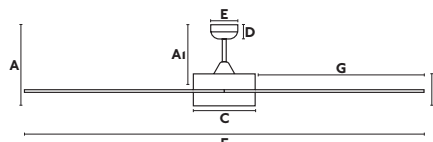
Body Steel/Acero
Blades (8) MDF Wood/Madera MDF

MOTOR FEATURES/INFO MOTOR

W 5-8-12-17-25-35
RPM 60-80-95-110-125-140
Airflow 233,4l m³ min/8243 CFM
Voltage (V/Hz) 220-240/50-60


OPT. DOWNROD/TIJAS OPC. P. 541

MEASUREMENTS/MEDIDAS



A	A1	B	C	D	E	F	G
330/12,6"	250/9,8"	170/6,7"	150/5,9"	50/1,96"	Ø130/5,11"	Ø1650/64,9"	750/29,5"

EXTRA LARGE



JUSTFAN

— Conillas 



JUSTFAN NEW

178
70 INCH

DC
MOTOR

OPTIONAL
LED
DOWNLIGHT

ALL
YEAR ROUND



FINISHES/ACABADOS

Ref.	Body	Blades
33430 NEW	 matt black/ negro mate	 dark walnut/ nogal oscuro

GENERAL FEATURES/INFO GENERAL

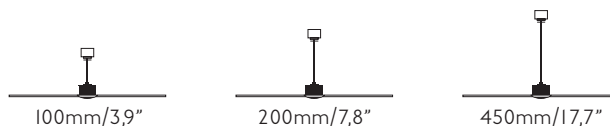
Body Metal
Blades (3) ABS

MOTOR FEATURES/INFO MOTOR

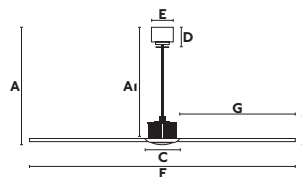
DC MOTOR
W 4-6-9-13-22-32
RPM 51-77-103-129-155-185
Airflow 145,66 m³ min/51.44 CFM
Voltage (V/Hz) 220-240/50-60

OPTIONAL DOWNROD

Downrods (3) Included



MEASUREMENTS/MEDIDAS



A	A1	B	C	D	E	F	G
640/25,2"	630/24,8"	180/7,05"	Ø130/5,1"	55/2,1"	Ø130/5,1"	Ø1780/70"	890/35"

OPTIONAL LED LIGHT SOURCE/FUENTE DE LUZ LED

3339I



black/
negro


SMD **LED** 13W 3000K,
600 Lm, CRI>80
Driver ✓
Body Metal
Diff Opal Glass

EXTRA LARGE

P.487
M

P.527
S





33461

33462

33465

ANDROS

213
84 INCH

DC
MOTOR

ALL
YEAR ROUND









REMOTE
CONTROL



INCLINING
ROOF

FINISHES/ACABADOS

Ref.	Body	Blades
33461	 white/blanco	 white/blanco
33462	 brown/marrón	 brown/marrón
33465	 matt nickel níquel mate	 aluminium aluminio

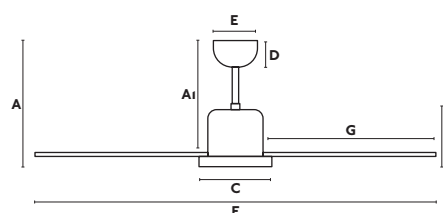
GENERAL FEATURES/INFO GENERAL

Body Steel/Acero
Blades (3) Aluminium/Aluminio

MOTOR FEATURES/INFO MOTOR




W 4-6-10-15-22-35
RPM 30-41-53-64-74-88
Airflow 406,40 m³ min / 14352 CFM
Voltage (V/Hz) 220-240/50-60

MEASUREMENTS/MEDIDAS



A	AI	B	C	D	E	F	G
460/18,1"	425/16,7"	220/8,6"	240/9,4"	50/2"	Ø150/5,9"	Ø2133/83,9"	950/37,4"

OPTIONAL DOWNROD (not included)

	34002	1220mm/4,8in	matt nickel níquel mate
	34008	1220mm/4,8in	brown marrón
	34011	1220mm/4,8in	white blanco
	34001	900mm/3,5in	matt nickel níquel mate
	34007	900mm/3,5in	brown marrón
	34010	900mm/3,5in	white blanco
	34000	600mm/2,3in	matt nickel níquel mate
	34006	600mm/2,3in	brown marrón
	34009	600mm/2,3in	white blanco

EXTRA LARGE



CIES NEW

210
83 INCH

DC
MOTOR

ALL
YEAR ROUND



FINISHES/ACABADOS

Ref.	Body	Blades
33512	 shiny white blanco brillo	 white blanco

GENERAL FEATURES/INFO GENERAL

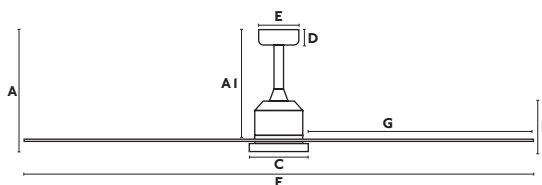
Body Steel/Acero
Blades (6) ABS

MOTOR FEATURES/INFO MOTOR

W 6/9/15/28/44
RPM 54/67/79/98/112
Airflow 344,4 m³ min/12159 CFM
Voltage (V/Hz) 220-240/50-60

OPT. DOWNROD/TIJAS OPC. P. 541

MEASUREMENTS/MEDIDAS



A	AI	B	C	D	E	F	G
430/16,92"	380/14,96"	250/9,84"	230/9,05"	50/1,96"	140/5,51"	2120/83"	930/36,61"

OPTIONAL LED LIGHT SOURCE/FUENTE DE LUZ LED

33513
NEW



white/
blanco

SMD **LED** 18W 3000K,
900lm, CRI>80
Driver
Diff
ABS+Polycarbonate
/ABS+Policarbonato

EXTRA LARGE



MENO NEW

136
53 INCH

ALL
YEAR ROUND



FINISHES/ACABADOS

Ref.	Body	Blades
33782	 white/blanco	 white/blanco

GENERAL FEATURES/INFO GENERAL

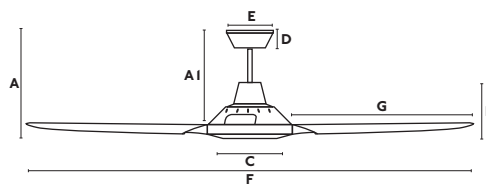
Body Steel/Acero
Blades (5) ABS

MOTOR FEATURES/INFO MOTOR

W 22-43-85
RPM 108-162-235
Airflow 192 m³ min/6795 CFM
Voltage (V/Hz) 220-240/50

OPT. DOWNROD/TIJAS OPC. P. 541

MEASUREMENTS/MEDIDAS



A	AI	B	C	D	E	F	G
320/12,59"	275/10,82"	160/6,29"	260/10,23"	60/2,36"	150/5,9"	1360/53,54"	540/21,25"

EXTRA LARGE



AOBA NEW

178
83 INCH

ALL
YEAR ROUND



FINISHES/ACABADOS

Ref.	Body	Blades
33349 NEW	 black/negro	 wood/madera

GENERAL FEATURES/INFO GENERAL

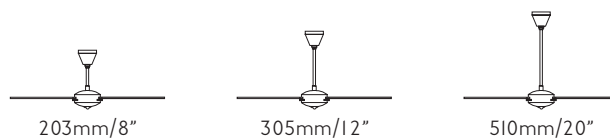
Body Steel/Acero
Blades (3) Wood/Madera

MOTOR FEATURES/INFO MOTOR

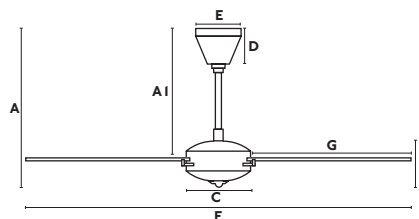
W 30-70-88
RPM 74-125-152
Airflow 57 m³ min/2045 CFM
Voltage (V/Hz) 220-240/50

OPTIONAL DOWNROD

Downrods (3) Included



MEASUREMENTS/MEDIDAS



A	AI	B	C	D	E	F	G
520/20.47"	410/16.14"	200/8.7"	230/9.05"	145/5.70"	160/6.29"	1800/70.86"	780/30.70"

EXTRA LARGE



NISOS

178
70 INCH

ALL
YEAR ROUND



FINISHES/ACABADOS

Ref.

Body

Blades

33363



dark brown/
marrón oscuro



cherry+dark
walnut/
cerezo+nogal
oscuro

GENERAL FEATURES/INFO GENERAL

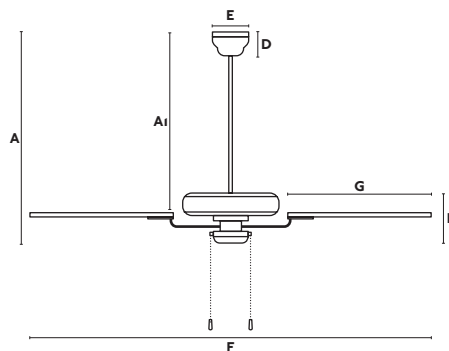
Body Aluminium/Aluminio
Reversible Blades (5) MDF Wood/Madera MDF
Controlled by chains/Accionado con cadenas
Remote control [33929/33937] not included

MOTOR FEATURES/INFO MOTOR

W 40-60-90
RPM 60-85-120
Voltage (V/Hz) 220-240/50

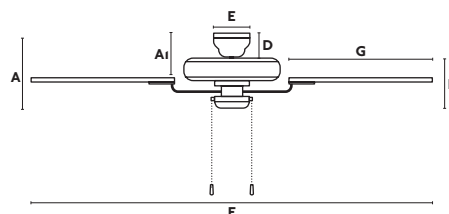
OPT. DOWNROD/TIJAS OPC. P. 54I

MEASUREMENTS/MEDIDAS



A	AI	B	C	D	E	F	G
860/33,8"	820/31,6"	200/7,87"	300/11,8"	60/2,35"	Ø130/5,1"	Ø1780/70,1"	750/29,5"

DIRECT CEILING MOUNTING/DIRECTO A TECHO



A	AI	B	C	D	E	F	G
260/10,2"	230/9"	200/7,87"	300/11,8"	60/2,35"	Ø130/5,1"	Ø1780/70,1"	750/29,5"

EXTRA LARGE



33464

33504

LANTAU

168
66 INCH

ALL
YEAR ROUND



REMOTE CONTROL



INCLINING ROOF

FINISHES/ACABADOS

Ref.	Body	Blades
33464	 matt nickel níquel mate	 dark walnut nogal oscuro
33504	 matt nickel níquel mate	 pine/pino

GENERAL FEATURES/INFO GENERAL

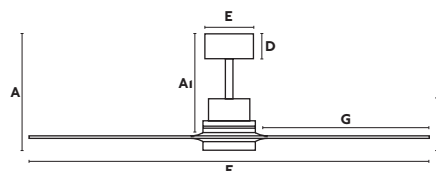
Body Steel/Acero
Blades (3) Natural Wood/Madera Natural

MOTOR FEATURES/INFO MOTOR

W 25-50-90
RPM 70-100-140
Airflow 261,6 m³ min/9235 CFM
Voltage (V/Hz) 220-240/50

OPT. DOWNROD/TIJAS OPC. P. 541

MEASUREMENTS/MEDIDAS



A	AI	B	C	D	E	F	G
410/16,1"	335/13,2"	180/7,05"	180/7,05"	70/2,79"	Ø150/5,9"	Ø1680/66,1"	840/33"

EXTRA LARGE

P.359
XL




P.459
L




P.511
S









ALO

FINISHES/ACABADOS

Ref.	Body	Blades
33719	 black/negro	 wood/madera

152
60 INCH

ALL
YEAR ROUND



LED LIGHT SOURCE/FUENTE DE LUZ LED

LED SMD 17W 3000K 600lm CRI>80 Driver ✓
Diff Opal Glass/Cristal Opal

GENERAL FEATURES/INFO GENERAL

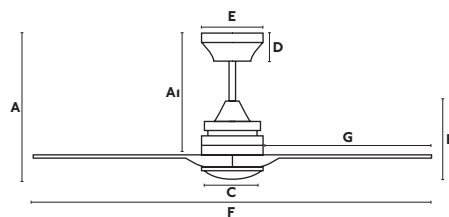
Body Steel/Acero
Blades (3) Wood/Madera

MOTOR FEATURES/INFO MOTOR

W 14-30-56
RPM 80-113-155
Airflow 129,29 m³ min/4564 CFM
Voltage (V/Hz) 220-240/50

OPT. DOWNROD/TIJAS OPC. P. 541

MEASUREMENTS/MEDIDAS



A	AI	B	C	D	E	F	G
380/14,9"	335/13,2"	210/8,26"	ø160/6,3"	60/23,6"	ø130/5,1"	ø1520/59,8"	685/27"

LARGE

P.441
L



381 FAN



VULCANO

152
60 INCH

DC
MOTOR

ALL
YEAR ROUND



REMOTE
CONTROL



INCLINING
ROOF



FINISHES/ACABADOS

Ref.	Body	Blades
33549	 white/blanco	 white/blanco

LED LIGHT SOURCE/FUENTE DE LUZ LED

LED SMD 25W 3000K 2000lm CRI>80 Driver ✓
Diff Opal Glass/Cristal Opal

GENERAL FEATURES/INFO GENERAL

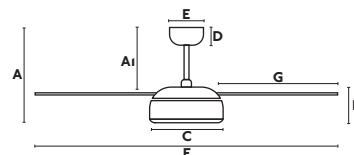
Body Steel/Acero
Blades (3) ABS

MOTOR FEATURES/INFO MOTOR

W 4-9-13-18-20-35
RPM 80-106-127-147-161-181
Airflow 189,0l m³ min/6675 CFM
Voltage (V/Hz) 220-240/50-60


OPT. DOWNROD/TIJAS OPC. P. 541

MEASUREMENTS/MEDIDAS



A	AI	B	C	D	E	F	G
310/12,2"	250/9,8"	180/7,05"	290/11,4"	60/2,35"	Ø150/5,11"	Ø1520/51,8"	870/34,2"

LARGE



COCOS

137
54 INCH

DC
MOTOR

ALL
YEAR ROUND



REMOTE
CONTROL



INCLINING
ROOF

FINISHES/ACABADOS

Ref.	Body	Blades
33548	 white/blanco	 white/blanco

LED LIGHT SOURCE/FUENTE DE LUZ LED

LED SMD 20W 3000K 1600lm CRI>80 Driver ✓
Diff Opal Polycarbonate/Polycarbonato Opal

GENERAL FEATURES/INFO GENERAL

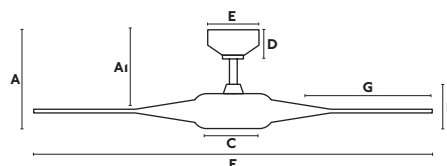
Body Steel/Acero
Blades (5) ABS

MOTOR FEATURES/INFO MOTOR

W 7-10-13-17-24-29
RPM 66-88-104-115-138-146
Airflow 234 m³ min/8266 CFM
Voltage (V/Hz) 230/50

OPT. DOWNROD/TIJAS OPC. P. 541

MEASUREMENTS/MEDIDAS



A	AI	B	C	D	E	F	G
500/19,6"	260/10,2"	140/5,5"	200/78,7"	55/21,6"	Ø140/5,5"	Ø1370/52"	585/23"

LARGE



TONIC

152
60 INCH

DC
MOTOR

ALL
YEAR ROUND



REMOTE
CONTROL



INCLINING
ROOF

FINISHES/ACABADOS

Ref.	Body	Blades
33552	 dark brown marrón oscuro	 dark brown marrón oscuro

LED LIGHT SOURCE/FUENTE DE LUZ LED

LED SMD 15W 3000K 1200lm CRI>80 Driver ✓
Diff Polycarbonate/Polycarbonato

GENERAL FEATURES/INFO GENERAL

Body Steel/Acero
Blades (3) ABS

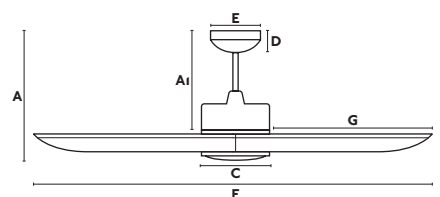
Accessory cap/Tapa accesorio ✓ 

MOTOR FEATURES/INFO MOTOR

W 5-7-9-11-14-18
RPM 100-120-140-160-180-200
Airflow 180,57 m³ min/6377 CFM
Voltage (V/Hz) 220-240/50-60

OPT. DOWNROD/TIJAS OPC. P. 541

MEASUREMENTS/MEDIDAS



A	A1	B	C	D	E	F	G
310/12,2"	250/9,8"	190/5,51"	180/7,05"	50/1,9"	Ø130/5,11"	Ø1520/59,8"	870/34,2"

LARGE

FAN

387



BAHAMAS

141
56 INCH

DC
MOTOR

ALL
YEAR ROUND



REMOTE
CONTROL



INCLINING
ROOF

FINISHES/ACABADOS

Ref. Body Blades

33485



white/blanco



white/blanco

LED LIGHT SOURCE/FUENTE DE LUZ LED

LED SMD 19W 2700K 850lm CRI>80 Driver ✓
Diff Polycarbonate/Polycarbonato

GENERAL FEATURES/INFO GENERAL

Body Steel/Acero
Blades (3) ABS

Accessory cap/Tapa accesorio ✓

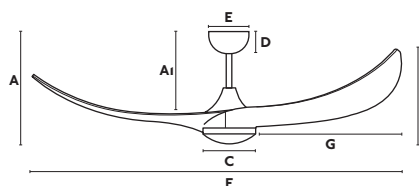


MOTOR FEATURES/INFO MOTOR

W 2-4-7-13-20-32
RPM 50-70-87-107-126-148
Airflow 226,12 m³ min/7982 CFM
Voltage (V/Hz) 220-240/50-60

OPT. DOWNROD/TIJAS OPC. P. 541

MEASUREMENTS/MEDIDAS



A	AI	B	C	D	E	F	G
345/13,6"	305/12"	180/7,05"	200/7,87"	60/2,35"	Ø150/5,9"	Ø1410/55,5"	615/24,2"

LARGE

FAN

389



LEYTE

137
54 INCH

DC
MOTOR

ALL
YEAR ROUND



FINISHES/ACABADOS

Ref.	Body	Blades
33780	 brown/marrón	 brown/marrón

LED LIGHT SOURCE/FUENTE DE LUZ LED

LED SMD 20W CRI>80 Driver ✓
Diff Opal Glass/Cristal Opal
3 intensities



3000K 990lm



4000K 2250lm



6000K 1400lm

3 INTENSITIES

GENERAL FEATURES/INFO GENERAL

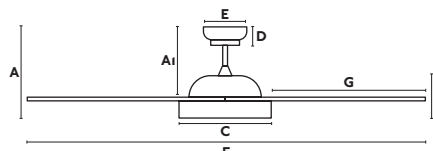
Body Steel/Acero
Blades (5) ABS
With timer/Con temporizador 1-4-8hr,

MOTOR FEATURES/INFO MOTOR

W 6-10-15-23-39
RPM 81-102-122-140-165
Airflow 166,32 m³ min/5803 CFM

OPT. DOWNROD/TIJAS OPC. P. 541

MEASUREMENTS/MEDIDAS



A	AI	B	C	D	E	F	G
380/14,9"	270/10,6"	240/94,4"	350/13,7"	60/23,6"	Ø170/6,7"	Ø1380/54,3"	590/11,4"

LARGE

NU

— Estudi Ribaudí



NU NEW

132
52 INCH

DC
MOTOR

ALL
YEAR ROUND



FINISHES/ACABADOS

Ref.	Body	Blades
33722 NEW	 matt white/ blanco mate	 matt white/ blanco mate

LED LIGHT SOURCE/FUENTE DE LUZ LED

LED SMD 18W 3000K 700lm CRI>80 Driver ✓
Diff Steel+Acrylic/Acero+Acrilico

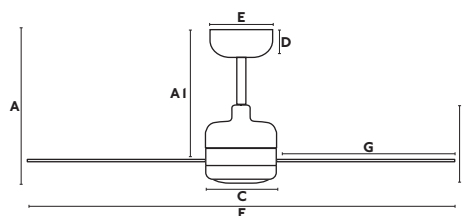
GENERAL FEATURES/INFO GENERAL

Body Steel/Acero
Blades (3) ABS

MOTOR FEATURES/INFO MOTOR

W 5-8-11-14-21-35
RPM 91-107-119-134-157-178
Airflow 96.7 m³ min/341.4 CFM
Voltage (V/Hz) 220-240/50-60

MEASUREMENTS/MEDIDAS



A	AI	B	C	D	E	F	G
330/12,99"	290/11,41"	160/6,29"	110/4,33"	55/2,16"	130/5,12"	1320/51,96"	600/23,62"

LARGE

P.451
L





IZARO NEW

132
52 INCH

DC
MOTOR

ALL
YEAR ROUND


FINISHES/ACABADOS

Ref.

Body

Blades

33514 NEWshiny white/
blanco brillowhite/blanco
plywood/madera ply

LED LIGHT SOURCE/FUENTE DE LUZ LED

LED SMD 15W **3000K** 850lm CRI>80 Driver ✓
Diff Glass/Cristal

GENERAL FEATURES/INFO GENERAL

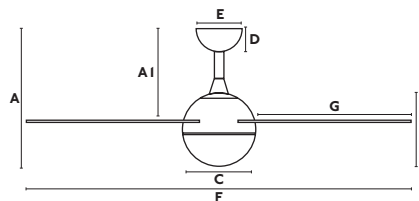
 Body Steel/Acero
Blades (5) Plywood/Madera Ply

MOTOR FEATURES/INFO MOTOR

 W 5-10-16-25-37
RPM 100-142-165-192-226
Airflow 190,12 m³ min/67 l1 CFM
Voltage (V/Hz) 220-240/50-60

OPT. DOWNROD/TIJAS OPC. P. 541

MEASUREMENTS/MEDIDAS



A	AI	B	C	D	E	F	G
420/16,53"	270/10,62"	260/10,23"	230/9,05"	70/2,75"	150/5,90"	1300/51,18"	540/21,25"

LARGE



KOMODO NEW

FINISHES/ACABADOS

Ref.	Body	Blades
33723 NEW	 matt black/ negro mate	 black/negro walnut/nogal

132
52 INCH

ALL
YEAR ROUND



LIGHT SOURCE/FUENTE DE LUZ

2 E14 MAX 8W LED [17461]
Diff PMMA/PMMA

GENERAL FEATURES/INFO GENERAL

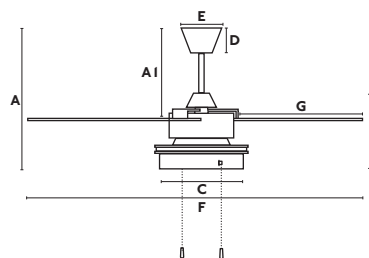
Body Steel/Acero
Blades (3) Plywood/Madera Ply
Controlled by chains / Accionado con cadenas

MOTOR FEATURES/INFO MOTOR

W 15-24-46
RPM 63-191-250
Airflow 61,46 m³ min/2833 CFM
Voltage (V/Hz) 220-240/50-60

OPT. DOWNROD/TIJAS OPC. P. 541

MEASUREMENTS/MEDIDAS



A	AI	B	C	D	E	F	G
370/14.56"	220/8.66"	200/7.87"	225/8.85"	60/2.36"	130/5.12"	1060/41.73"	450/17.71"

LARGE

FAN

397



POLARIS

132
52 INCH

DC
MOTOR

ALL
YEAR ROUND



FINISHES/ACABADOS

Ref.	Body	Blades
33346	 white/blanco	 white/blanco

LED LIGHT SOURCE/FUENTE DE LUZ LED

LED SMD 18W 2700K 1500lm CRI>80 Driver ✓
Diff Polycarbonate/Polycarbonato

GENERAL FEATURES/INFO GENERAL

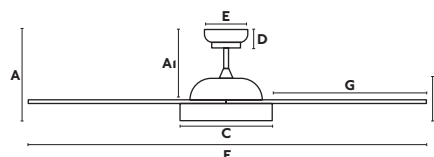
Body Steel/Acero
Blades (3) ABS

MOTOR FEATURES/INFO MOTOR

W 4-9-16-23-35
RPM 86-108-130-145-175
Airflow 163 m³ min/4900 CFM
Voltage (V/Hz) 220-240/50-60


OPT. DOWNROD/TIJAS OPC. P. 541

MEASUREMENTS/MEDIDAS



A	AI	B	C	D	E	F	G
350/13,7"	275/10,8"	180/7,1"	170/7"	50/2"	ø130/5,1"	ø1320/51,9"	555/21,8"

LARGE



ICE

— Estudi Ribaudí



33459

33460

ICE

132
52 INCH

ALL
YEAR ROUND



FINISHES/ACABADOS

Ref.	Body	Blades
33459	 white/blanco	 white+maple/ blanco+arce
33460 WIRELESS SPEAKER	 white/blanco	 white+maple/ blanco+arce



WIRELESS SPEAKER

LED LIGHT SOURCE/FUENTE DE LUZ LED

LED SMD 15W 3000K CRI>80 Driver ✓
Diff Opal Glass/Cristal Opal

GENERAL FEATURES/INFO GENERAL

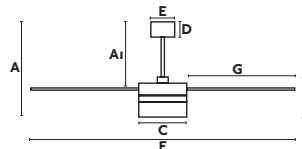
Wireless Speaker/Altavoz inalámbrico (Max, 90db)
Body Steel/Acero
Reversible Blades (3) MDF Wood/Madera MDF

MOTOR FEATURES/INFO MOTOR

W 12-29-53 (33459)
W 13-25-55 (33460)
RPM 75-135-180
Airflow 157,52 m³ min/5563 CFM
Voltage (V/Hz) 220-240/50

OPT. DOWNROD/TIJAS OPC. P. 541

MEASUREMENTS/MEDIDAS



A	AI	B	C	D	E	F	G
385/15,1"	270/10,6"	210/8,24"	230/7,68"	65/2,5"	ø150/5,9"	ø1320/51,9"	555/21,9"

LARGE



DISC

— Conillas 

DISC

132
52 INCH

DC
MOTOR

ALL
YEAR ROUND



FINISHES/ACABADOS

Ref.	Body	Blades
33397	 white/blanco	 white+maple blanco+arce

LED LIGHT SOURCE/FUENTE DE LUZ LED

LED SMD 19W 2700K CRI>80 Driver ✓
Diff Polycarbonate/Polycarbonato



LIGHT DOWN
22W 962Lm



LIGHT UP
11W 396Lm



LIGHT UP & DOWN
33W 1351 Lm

GENERAL FEATURES/INFO GENERAL

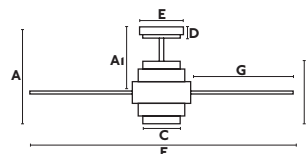
Body Steel/Acero
Reversible Blades (4) MDF Wood/Madera MDF

MOTOR FEATURES/INFO MOTOR

W 6-10-13-23-37
RPM 100-135-160-195-230
Airflow 211,72 m³ min/7477 CFM
Voltage (V/Hz) 220-240/50-60

OPT. DOWNROD/TIJAS OPC. P. 541

MEASUREMENTS/MEDIDAS



A	AI	B	C	D	E	F	G
460/18,1"	330/13"	280/11"	Ø145/5,7"	55/2,1"	Ø150/5,9"	Ø1320/51,9"	576/22,7"

LARGE

WIND

— Jordi Busquets



WIND

132
52 INCH

ALL
YEAR ROUND



FINISHES/ACABADOS

Ref.	Body	Blades
33392	 white/blanco	 white/blanco

LIGHT SOURCE/FUENTE DE LUZ

2 E27 MAX 15W LED [17463]

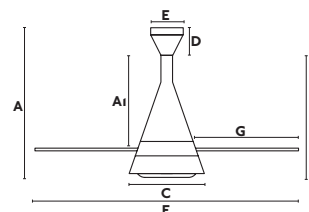
GENERAL FEATURES/INFO GENERAL

Body Steel/Acero
Diff Opal Glass/Cristal Opal
Blades (4) MDF Wood/Madera MDF

MOTOR FEATURES/INFO MOTOR

W 16-34-62
RPM 96-146-190
Airflow 166,42 m³ min/5877 CFM
Voltage (V/Hz) 220-240/50

MEASUREMENTS/MEDIDAS




A	AI	B	C	D	E	F	G
590/23,2"	450/17,7"	170/6,7"	ø300/11,8"	80/3,1"	ø130/5,1"	ø1320/51,9"	545/21,4"

LARGE



FARETTO

— Conillas 

FARETTO

FINISHES/ACABADOS

Ref.	Body	Blades
33389	 white/blanco	 transparent transparente

132
52 INCH

ALL
YEAR ROUND



LIGHT SOURCE/FUENTE DE LUZ

2 E27 MAX 15W LED [17463]

GENERAL FEATURES/INFO GENERAL

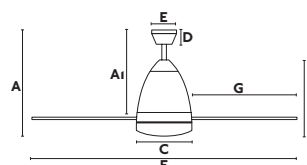
Body Metal
Diff Transp. Glass/Cristal Transp.
Blades (4) Polycarbonate/Policarbonato

MOTOR FEATURES/INFO MOTOR

W 13-27-46
RPM 60-90-120
Airflow 184,14 m³ min/6503 CFM
Voltage (V/Hz) 220-240/50

OPT. DOWNROD/TIJAS OPC. P. 541

MEASUREMENTS/MEDIDAS




A	AI	B	C	D	E	F	G
500/19,7"	460/18,1"	440/17,32"	ø280/11"	60/2,35"	ø145/5,72"	ø1320/51,9"	520/20,4"

LARGE



WINCH

— Conillas 

WINCH

132
52 INCH

ALL
YEAR ROUND



FINISHES/ACABADOS

Ref.	Body	Blades
33396	 dark brown marrón oscuro	 dark brown marrón oscuro

LIGHT SOURCE/FUENTE DE LUZ

2 E27 MAX 15W LED [17462]

GENERAL FEATURES/INFO GENERAL

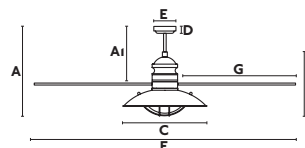
Body Steel/Acero
Diff Opal glass/Cristal opal
Blades (3) MDF Wood/Madera MDF

MOTOR FEATURES/INFO MOTOR

W 15-30-60
RPM 90-145-190
Airflow 151,38 m³ min/5346 CFM
Voltage (V/Hz) 220-240/50

OPT. DOWNROD/TIJAS OPC. P. 541

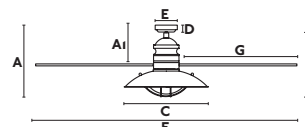
MEASUREMENTS/MEDIDAS



A	AI	B	C	D	E	F	G
520/20,4"	370/14,5"	350/13,7"	Ø400/16"	60/2,4"	Ø130/5,1"	Ø1320/51,9"	560/22"

LARGE

DIRECT CEILING MOUNTING/DIRECTO A TECHO



A	AI	B	C	D	E	F	G
500/19,7"	330/13"	350/13,7"	Ø400/16"	60/2,4"	Ø130/5,1"	Ø1320/51,9"	560/22"



33752

33753

TABARCA NEW

132
52 INCH

ALL
YEAR ROUND



FINISHES/ACABADOS

Ref.	Body	Blades
33752 NEW	 shiny white/ blanco brillo	 white+maple/ blanco+arce
33753 NEW	 shiny grey/ gris brillo	 grey+maple/ gris+arce

LIGHT SOURCE/FUENTE DE LUZ

2 E27 MAX 15W LED [17463]

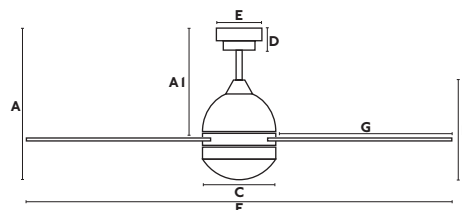
GENERAL FEATURES/INFO GENERAL

Body Steel/Acero
Diff Glass/Cristal
Blades (3) Plywood/Madera Ply

MOTOR FEATURES/INFO MOTOR

W 23-34-50
RPM 125-160-200
Airflow 141,95 m³ min/5011 CFM
Voltage (V/Hz) 220-240/50-60

MEASUREMENTS/MEDIDAS



A	AI	B	C	D	E	F	G
440/17,32"	305/12"	300/11,81"	220/8,66"	60/2,36"	130/5,12"	130/5,12"	540/21,25"

LARGE



TIMOR

132
52 INCH

ALL
YEAR ROUND



FINISHES/ACABADOS

Ref.	Body	Blades
33372	 white/blanco	 white+maple blanco+arce

LED LIGHT SOURCE/FUENTE DE LUZ LED

LED SMD 12W 2300K 900lm CRI>80 Driver ✓
Diff Opal PMMA/PMMA Opal

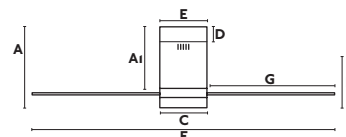
GENERAL FEATURES/INFO GENERAL

Body Steel/Acero
Reversible Blades (4) MDF Wood/Madera MDF

MOTOR FEATURES/INFO MOTOR

W 17-30-50
RPM 90-130-170
Airflow 134,28 m³ min/4742 CFM
Voltage (V/Hz) 220-240/50

MEASUREMENTS/MEDIDAS



A	AI	B	C	D	E	F	G
270/10,6"	240/9,4"	80/3,11"	ø175/6,88"	50/1,9"	ø175/6,9"	ø1320/51,9"	570/22,4"



33384

33385

33386







TONSAY

132
52 INCH

ALL
YEAR ROUND



FINISHES/ACABADOS

Ref.	Body	Blades
33384	 white/blanco	 white+maple blanco+arce
33385	 matt nickel níquel mate	 grey+mahogany gris+caoba
33386	 dark brown marrón oscuro	 cedar+wenge cedro+wengué

LIGHT SOURCE/FUENTE DE LUZ

2 E27 MAX 15W LED [17463]

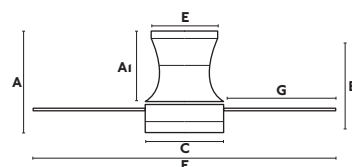
GENERAL FEATURES/INFO GENERAL

Body Steel/Acero
Diff Opal glass/Cristal opal
Reversible Blades (3) MDF Wood/Madera MDF


MOTOR FEATURES/INFO MOTOR

W 10-24-46
RPM 83-132-180
Airflow 145,63 m³ min/5143 CFM
Voltage (V/Hz) 220-240/50

MEASUREMENTS/MEDIDAS



A	AI	B	C	D	E	F	G
305/12"	270/10,6"	300/11,8"	ø238/9,34"	-	ø190/7,5"	ø1320/51,9"	535/20,06"



PALK

132
52 INCH

DC
MOTOR

ALL
YEAR ROUND



FINISHES/ACABADOS

Ref.	Body	Blades
33470	 matt nickel níquel mate	 maple/arc

LIGHT SOURCE/FUENTE DE LUZ

2 E14 MAX 8W LED [17461]

GENERAL FEATURES/INFO GENERAL

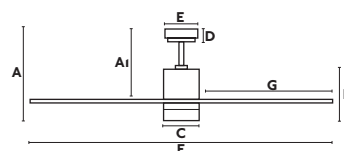
Body Steel/Acero
Diff Opal Glass/Cristal Opal
Blades (4) MDF Wood/Madera MDF

MOTOR FEATURES/INFO MOTOR

W 3-5-8-13-21-32
RPM 50-77-104-131-158-185
Airflow 198,22 m³ min/7000 CFM
Voltage (V/Hz) 220-240/50-60

OPT. DOWNROD/TIJAS OPC. P. 541

MEASUREMENTS/MEDIDAS



A	AI	B	C	D	E	F	G
390/15.3"	325/12.8"	140/5.51"	ø150/5.9"	60/2.35"	ø130/5.1"	ø1320/51.9"	570/22.4"

LARGE



33700

33701

33702

ICARIA

132
52 INCH

ALL
YEAR ROUND



FINISHES/ACABADOS

Ref.	Body	Blades
33700	 white/blanco	 white/blanco
33701	 aluminium aluminio	 grey+maple gris+arce
33702	 brown marrón	 brown+mahogany marrón+caoba

LIGHT SOURCE/FUENTE DE LUZ

2 E27 MAX 15W LED [17463]

GENERAL FEATURES/INFO GENERAL

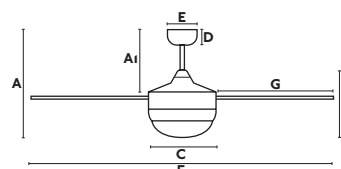
Body Steel/Acero
Diff Opal Glass/Cristal Opal
Reversible Blades (4) MDF Wood/Madera MDF

MOTOR FEATURES/INFO MOTOR

W 15-30-56
RPM 100-150-205
Airflow 155,62 m³ min/5496 CFM
Voltage (V/Hz) 220-240/50

OPT. DOWNROD/TIJAS OPC. P. 541


MEASUREMENTS/MEDIDAS



A	AI	B	C	D	E	F	G
415/16,3"	330/12,9"	280/11"	ø270/10,6"	50/2"	ø150/5,9"	ø1320/51,9"	520/20,5"

LARGE

P.503
S





VANU

132
52 INCH

ALL
YEAR ROUND



FINISHES/ACABADOS

Ref.	Body	Blades
33314	 dark brown marrón oscuro	 dark walnut nogal oscuro

LIGHT SOURCE/FUENTE DE LUZ

E27 MAX 15W LED [17463]

GENERAL FEATURES/INFO GENERAL

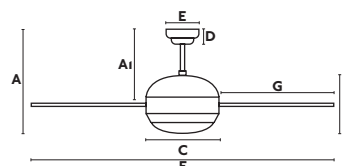
Body Metal
Diff Opal Glass/Cristal Opal
Blades (5) Plywood/Madera Ply

MOTOR FEATURES/INFO MOTOR

W 13-33-64
RPM 75-125-175
Airflow 163,61 m³ min/5778 CFM
Voltage (V/Hz) 220-240/50

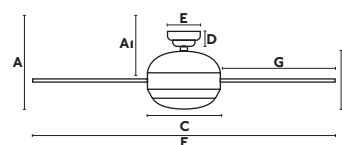
OPT. DOWNROD/TIJAS OPC. P. 541

MEASUREMENTS/MEDIDAS



A	AI	B	C	D	E	F	G
430/16,9"	300/11,8"	220/8,63"	240/9,43"	60/2,35"	Ø130/5,1"	Ø1320/51,9"	540/21,2"

DIRECT CEILING MOUNTING/DIRECTO A TECHO



A	AI	B	C	D	E	F	G
280/11"	190/7,5"	220/8,63"	240/9,43"	60/2,35"	Ø130/5,1"	Ø1320/51,9"	540/21,2"

LARGE

FAN

421



33190

33192

MANILA

132
52 INCH

ALL
YEAR ROUND



INCLINING
ROOF



DIRECT CEILING
MOUNTING



CONTROLLED
BY CHAINS

FINISHES/ACABADOS

Ref.	Body	Blades
33190	 off white blanco roto	 off white+maple blanco roto+arce
33192	 brown marrón	 wenge+reddish mahogany wengué+caoba rojizo

LIGHT SOURCE/FUENTE DE LUZ

2 E14 MAX 8W LED [17461]

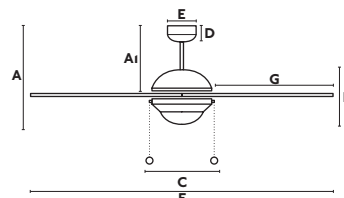
GENERAL FEATURES/INFO GENERAL

Body Steel/Acero
Diff Translucent Glass/Cristal Translúcido
Reversible Blades (5) MDF Wood/Madera MDF
Controlled by chains/Accionado con cadenas
Remote control [33929/33937]

MOTOR FEATURES/INFO MOTOR

W 25-36-56
RPM 80-130-180
Airflow 160,86 m³ min/568l CFM
Voltage (V/Hz) 220-240/50

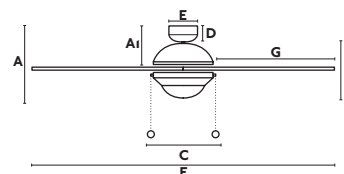
MEASUREMENTS/MEDIDAS



A	AI	B	C	D	E	F	G
410/16,1"	265/10,4"	220/8,63"	295/11,6"	60/2,35"	Ø130/5,1"	Ø1320/51,9"	410/16,1"

LARGE

DIRECT CEILING MOUNTING/DIRECTO A TECHO



A	AI	B	C	D	E	F	G
280/11"	160/6,3"	220/8,63"	295/11,6"	60/2,35"	Ø130/5,1"	Ø1320/51,9"	410/16,1"



33135

33136

33137

OVNI

132
52 INCH

ALL
YEAR ROUND



FINISHES/ACABADOS

Ref.	Body	Blades
33135	 white/blanco	 white/blanco
33136	 antique brass/ oro envejecido	 reddish mahogany/ caoba rojizo
33137	 matt nickel/ níquel mate	 bleached oak/ roble emblanquecido

LIGHT SOURCE/FUENTE DE LUZ

2 E27 MAX 15W LED [17463]

GENERAL FEATURES/INFO GENERAL

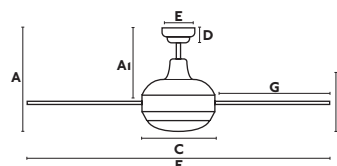
Body Steel/Acero
Diff Opal glass/Cristal opal
Blades (5) MDF Wood/Madera MDF

MOTOR FEATURES/INFO MOTOR

W 16-31-77
RPM 90-140-200
Airflow 182,67 m³ min/645l CFM
Voltage (V/Hz) 220-240/50

OPT. DOWNROD/TIJAS OPC. P. 541

MEASUREMENTS/MEDIDAS



A	AI	B	C	D	E	F	G
450/17,7"	305/12"	200/7,87"	300/11,8"	65/2,5"	Ø150/5,9"	Ø1320/51,9"	510/20,1"

LARGE



CORSO

132
52 INCH

ALL
YEAR ROUND

 INCLINING
ROOF

 DIRECT CEILING
MOUNTING

 CONTROLLED
BY CHAINS

FINISHES/ACABADOS

Ref.

Body

Blades

33274


 dark brown
marrón oscuro

 reddish
mahogany+
pickled oak/
caoba rojizo+
roble envejecido

LIGHT SOURCE/FUENTE DE LUZ LED

4 E27 MAX 15W LED [17463]

GENERAL FEATURES/INFO GENERAL

Body Metal

Diff Translucent Glass/Cristal Translúcido

Reversible Blades (5) Plywood/Madera Ply

Controlled by chains/Accionado con cadenas

Remote control [33929/33937]

MOTOR FEATURES/INFO MOTOR

W 23-34-57

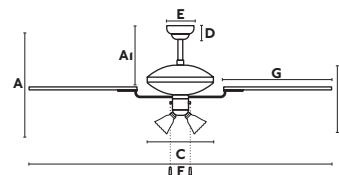
RPM 87-135-198

Airflow 1161,92 m³ min/57 18 CFM

Voltage (V/Hz) 220-240/50

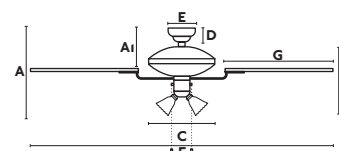
OPT. DOWNROD/TIJAS OPC. P. 541

MEASUREMENTS/MEDIDAS



A	AI	B	C	D	E	F	G
520/20,5"	290/11,4"	400/15,74"	360/14,17"	60/2,35"	Ø130/5,1"	Ø1320/51,9"	525/20,7"

DIRECT CEILING MOUNTING/DIRECTO A TECHO




A	AI	B	C	D	E	F	G
460/18,1"	210/8,2"	400/15,74"	360/14,17"	60/2,35"	Ø130/5,1"	Ø1320/51,9"	525/20,7"

LARGE

FAN

427



LOMBOK

FINISHES/ACABADOS

Ref.	Body	Blades
33019	 dark brown/ marrón oscuro	 rustic pine/ pino rústico

132
52 INCH

ALL
YEAR ROUND



LIGHT SOURCE/FUENTE DE LUZ

2 E27 MAX 15W LED [17463]

GENERAL FEATURES/INFO GENERAL

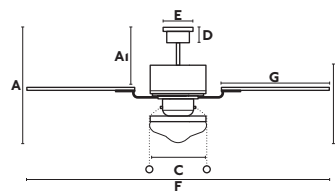
Body Metal
Diff Opal glass/Cristal opal
Blades (4) Wood/Madera
Controlled by chains/Accionado con cadenas
Remote control [33929/33937] not included

MOTOR FEATURES/INFO MOTOR

W 14-29-58
RPM 85-135-185
Airflow 123,72 m³ min/4369 CFM
Voltage (V/Hz) 220-240/50

OPT. DOWNROD/TIJAS OPC. P. 541

MEASUREMENTS/MEDIDAS



A	AI	B	C	D	E	F	G
500/19,7"	246/9,7"	330/12,9"	285/11,2"	60/2,35"	ø130/5,1"	ø1320/51,9"	541/21,3"

LARGE

FAN

429



NOVA

— Estudi Ribaudí



NOVA

132
52 INCH

OPTIONAL
LED
DOWNLIGHT

ALL
YEAR ROUND




REMOTE
CONTROL



INCLINING
ROOF

FINISHES/ACABADOS

Ref.	Body	Blades
33420	 white/blanco	 white+maple/ blanco+arce

GENERAL FEATURES/INFO GENERAL

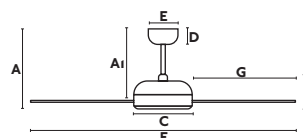
Body Steel/Acero
Reversible Blades (5) MDF Wood/Madera MDF

MOTOR FEATURES/INFO MOTOR

W 17-30-62
RPM 103-139-171
Airflow 172,31 m³ min/6085 CFM
Voltage (V/Hz) 220-240/50

OPT. DOWNROD/TIJAS OPC. P. 541

MEASUREMENTS/MEDIDAS



A	AI	B	C	D	E	F	G
320/12,6"	280/21,8"	170/6,9"	280/11"	65/2,5"	140/5,51"	Ø1320/51,9"	555/21,8"

OPTIONAL LED LIGHT SOURCE/FUENTE DE LUZ LED

33420L



white/
blanco

LED SMD 9W 3000K,
1000 lm, CRI>80
Driver ✓

LARGE



ALOHA

132
52 INCH

OPTIONAL
DOWNLIGHT

ALL
YEAR ROUND



FINISHES/ACABADOS

Ref.	Body	Blades
33710	 dark brown/ marrón oscuro	 walnut+dark walnut/ nogal+nogal oscuro

GENERAL FEATURES/INFO GENERAL

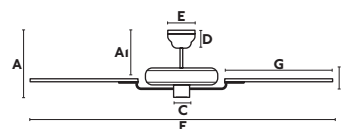
Body Steel/Acero
Reversible Blades (5) Plywood/Madera Ply

MOTOR FEATURES/INFO MOTOR

W 15-32-58
RPM 80-125-180
Airflow 128,95 m³ min/4552 CFM
Voltage (V/Hz) 220-240/50

OPT. DOWNROD/TIJAS OPC. P. 541

MEASUREMENTS/MEDIDAS



A	AI	B	C	D	E	F	G
315/12,4"	285/11,2"	130/5,1"	240/9,43"	60/2,36"	130/5,11"	Ø1320/51,9"	530/20,9"

OPTIONAL LIGHT SOURCE/FUENTE DE LUZ

33714




dark brown/
marrón
oscuro

3 E27 MAX 15W
LED [17426]

LARGE



TYPHOON

— Jordi Busquets 



33480

33489 **NEW**

33490 **NEW**

TYPHOON

130
51 INCH

DC
MOTOR









OPTIONAL
LED
DOWNLIGHT

ALL
YEAR ROUND



FINISHES/ACABADOS

Ref.	Body	Blades
33480	 white/blanco	 white/blanco
33489 NEW	 grey/gris	 grey/gris
33490 NEW	 brown/marrón	 brown/marrón

GENERAL FEATURES/INFO GENERAL

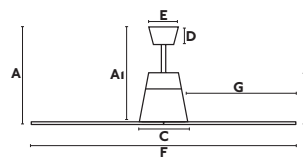
Indoor/Outdoor IP44
Body Steel/Acero
Blades (4) ABS

MOTOR FEATURES/INFO MOTOR

W 3-5-8-12-21-31
RPM 50-71-93-115-138-162
Airflow 183,09 m³ min/6463 CFM
Voltage (V/Hz) 220-240/50-60




OPT. DOWNROD/TIJAS OPC. P. 541

MEASUREMENTS/MEDIDAS



A	AI	B	C	D	E	F	G
390/15,3"	370/13,77"	200/7,87"	200/7,87"	55/2,1"	Ø130/5,1"	Ø1300/51,8"	530/20,8"

OPTIONAL LED LIGHT SOURCE/FUENTE DE LUZ LED

33483		white/ blanco
33489K		grey/gris
33490K		brown/ marrón

LED SMD 16W 3000K,
900 lm, CRI>80
Driver ✓
Body Metal
Diffusor
Polycarbonate

LARGE

FAN

435



WINCHE

— Conillas 



33481 IP44

33482

WINCHE

130
51 INCH

DC
MOTOR

OPTIONAL
LED
DOWNLIGHT

ALL
YEAR ROUND



FINISHES/ACABADOS

Ref.	Body	Blades
33481 Indoor/ Outdoor IP44	 black/negro	 wood/madera
33482	 chrome/ cromado	 wood/madera

GENERAL FEATURES/INFO GENERAL

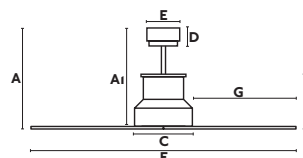
33481 Indoor/Outdoor IP44
Body Steel/Acero
Blades (4) ABS

MOTOR FEATURES/INFO MOTOR

W 3-5-8-12-21-35
RPM 50-71-93-115-138-162
Airflow 183,01 m³ min/6463 CFM
Voltage (V/Hz) 220-240/50-60

OPT. DOWNROD/TIJAS OPC. P. 541

MEASUREMENTS/MEDIDAS



A	AI	B	C	D	E	F	G
390/15,3"	355/13,97"	210/8,26"	190/7,48"	55/2,1"	ø130/5,11"	ø1270/50"	530/21,8"

OPTIONAL LED LIGHT SOURCE/FUENTE DE LUZ LED

33484
Indoor/
Outdoor
IP44



black/
negro

LED SMD 15W 3000K,
900 lm, CRI>80
Driver ✓


33486



grey/gris

Body Metal
Diffusor
Polycarbonate

LARGE



MOREA NEW

152
60 INCH

DC
MOTOR

ALL
YEAR ROUND



FINISHES/ACABADOS

Ref.	Body	Blades
33511 NEW	 brown/ marrón	 wood/ madera

GENERAL FEATURES/INFO GENERAL

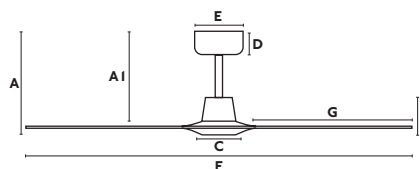
Body Steel/Acero
Blades (3) ABS

MOTOR FEATURES/INFO MOTOR

W 3/7/12/17/38
RPM 58/105/131/148/195
Airflow 2 11,7 m³ min/7473 CFM
Voltage (V/Hz) 220-240/50-60

OPT. DOWNROD/TIJAS OPC. P. 541

MEASUREMENTS/MEDIDAS



A	AI	B	C	D	E	F	G
280/11,02"	215/8,46"	130/5,12"	170/6,69"	60/2,36"	140/5,51"	1520/60"	750/29,52"



ALO

152
60 INCH

ALL
YEAR ROUND



FINISHES/ACABADOS

Ref.	Body	Blades
33718	 dark brown/ marrón oscuro	 rustic pine/ pino rústico

GENERAL FEATURES/INFO GENERAL

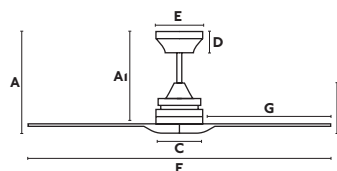
Body Steel/Acero
Blades (3) Wood/Madera

MOTOR FEATURES/INFO MOTOR

W 14-30-56
RPM 80-113-155
Airflow 129,29 m³ min/4564 CFM
Voltage (V/Hz) 220-240/50

OPT. DOWNROD/TIJAS OPC. P. 541

MEASUREMENTS/MEDIDAS



A	AI	B	C	D	E	F	G
335/13,2"	320/12,6"	180/70,8"	160/6,29"	60/23,6"	Ø130/5,1"	Ø1520/59,8"	760/29,9"

P.381
L





33506

33507





LAMA

143
56 INCH

ALL
YEAR ROUND



FINISHES/ACABADOS

Ref.	Body	Blades
33506	 matt nickel/ níquel mate	 pine wood/ madera pino
33507	 black/negro	 nogal wood/ madera nogal

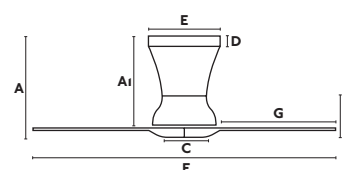
GENERAL FEATURES/INFO GENERAL

Body Steel/Acero
Blades (2) Wood/Madera

MOTOR FEATURES/INFO MOTOR

W 16-27-44
RPM 84-114-143
Airflow 178,83 m³ min/6313 CFM
Voltage (V/Hz) 220-240/50

MEASUREMENTS/MEDIDAS



A	AI	B	C	D	E	F	G
272/10,6"	220/8,6"	120/4,7"	Ø180/7,1"	25/1"	Ø190/7,5"	Ø1430/56,3"	610/24"



33110

33111

MALVINAS

140
55 INCH

DC
MOTOR

ALL
YEAR ROUND



FINISHES/ACABADOS

Ref.	Body	Blades
33110	 dark grey/ gris oscuro	 walnut+reddish mahogany/ nogal+caoba rojizo
33111	 dark brown/ marrón oscuro	 mahogany+ reddish mahogany/ caoba+caoba rojizo

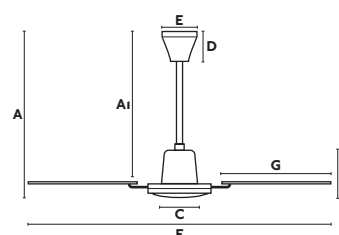
GENERAL FEATURES/INFO GENERAL

Body Steel/Acero
Reversible Blades (4) MDF Wood/Madera MDF

MOTOR FEATURES/INFO MOTOR

W 24-37-48-57-80
RPM III-145-170-187-229
Airflow 176,22 m³ min/6223 CFM
Voltage (V/Hz) 220-240/50

MEASUREMENTS/MEDIDAS



A	AI	B	C	D	E	F	G
600/23,6"	500/19,6"	160/6,59"	200/7,87"	60/2,35"	Ø130/5,1"	Ø1400/55,1"	590/23,2"

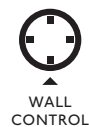


33001



33002

INDUS

140
55 INCH



FINISHES/ACABADOS

Ref.	Body	Blades
33001	 white/blanco	 white/blanco
33002	 chrome/cromado	 chrome/cromado

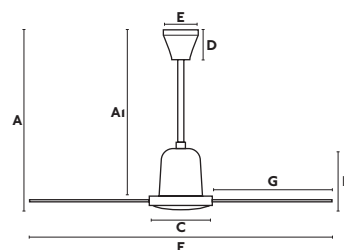
GENERAL FEATURES/INFO GENERAL

Body Steel/Acero
Blades (3) Steel/Acero

MOTOR FEATURES/INFO MOTOR

W 16-21-26-32-48
RPM 113-142-173-203-260
Airflow 155,52 m³ min/5492 CFM
Voltage (V/Hz) 220-240/50

MEASUREMENTS/MEDIDAS



A	AI	B	C	D	E	F	G
483/19"	440/17,3"	160/6,29"	180/7,05"	120/4,71"	Ø145/5,7"	Ø1400/55,1"	555/21,9"

P.499
M



P.535
S



*How to install the wall control? Visit faro.es/Visita faro.es para la instalación del regulador de pared

POLEA

— Conillas 



POLEA NEW

132
52 INCH

DC
MOTOR

ALL
YEAR ROUND



FINISHES/ACABADOS

Ref.	Body	Blades
33724	 brown/marrón black/negro	 brown/marrón black/negro

GENERAL FEATURES/INFO GENERAL

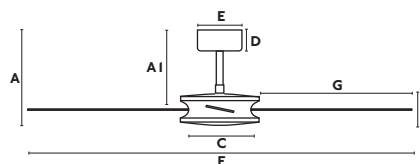
Body Steel/Acero
Blades (4) Plywood/Madera Ply

MOTOR FEATURES/INFO MOTOR

W 4-5-8-13-22-34
RPM 30-63-95-127-158-185
Airflow 115,15 m³ min/3846 CFM
Voltage (V/Hz) 220-240/50-60

OPT. DOWNROD/TIJAS OPC. P. 541

MEASUREMENTS/MEDIDAS



A	AI	B	C	D	E	F	G
372/14,6"	254/10"	118/4,6"	228/9"	56/2,2"	130/5,12"	1322/52"	547/21"

NU

— Estudi Ribaudí



NU NEW

132
52 INCH

DC
MOTOR

ALL
YEAR ROUND



FINISHES/ACABADOS

Ref.	Body	Blades
33721	 matt white/ blanco mate	 matt white/ blanco mate

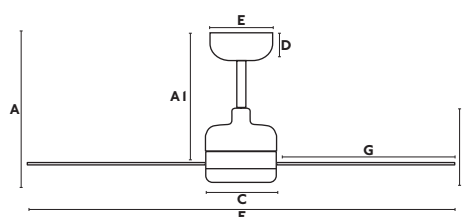
GENERAL FEATURES/INFO GENERAL

Body Steel/Acero
Blades (3) ABS

MOTOR FEATURES/INFO MOTOR

W 5-8-11-14-21-35
RPM 91-107-119-134-157-178
Airflow 96.7 m³ min/341.4 CFM
Voltage (V/Hz) 220-240/50-60

MEASUREMENTS/MEDIDAS



A	AI	B	C	D	E	F	G
330/12,99"	290/11,41"	160/6,29"	110/4,33"	55/2,16"	130/5,12"	1320/51,96"	600/23,62"

P.393
L





CUBA

FINISHES/ACABADOS

Ref.	Body	Blades
33352	 dark brown/ marrón oscuro	 wenge/ wengué

132
52 INCH

ALL
YEAR ROUND



GENERAL FEATURES/INFO GENERAL

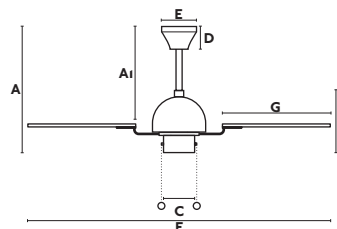
Body Steel/Acero
Blades (4) ABS
Controlled by chains/Accionado con cadenas
Remote control [33929/33937] not included

MOTOR FEATURES/INFO MOTOR

W 20-34-65
RPM 73-99-145
Airflow 127,45 m³ min/450l CFM
Voltage (V/Hz) 220-240/50

OPT. DOWNROD/TIJAS OPC. P. 541

MEASUREMENTS/MEDIDAS



A	AI	B	C	D	E	F	G
510/20,1"	450/17,7"	350/13,7"	370/15,5"	60/2,35"	Ø130/5,1"	Ø1320/51,9"	600/23"

LARGE




33750

33751

LUZON

132
52 INCH



REMOTE
CONTROL



INCLINING
ROOF

FINISHES/ACABADOS

Ref.	Body	Blades
33750	 white/blanco	 white/blanco
33751	 brown/marrón	 brown/marrón

GENERAL FEATURES/INFO GENERAL

Body Steel/Acero
Blades (3) ABS

MOTOR FEATURES/INFO MOTOR

W 23-42-65
RPM 90-120-155
Airflow 2 15,73 m³ min/7615 CFM
Voltage (V/Hz) 220-240/50

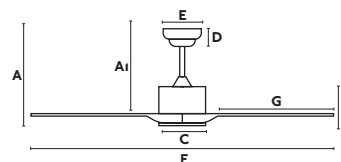
DOWNROD INCLUDED

105mm/3,99"

152mm/60"

OPT. DOWNROD/TIJAS OPC. P. 541

MEASUREMENTS/MEDIDAS



A	AI	B	C	D	E	F	G
285/11,2"	235/9,2"	180/70,8"	Ø160/6,3"	60/23,6"	Ø140/5,5"	Ø1320/52"	590/23,2"

LARGE



SIOUX

132
52 INCH

DC
MOTOR

IP44

ALL
YEAR ROUND



FINISHES/ACABADOS

Ref.	Body	Blades
33770 Indoor/ Outdoor IP44	 white/blanco	 white/blanco

GENERAL FEATURES/INFO GENERAL

Body Steel/Acero
Blades (3) ABS

MOTOR FEATURES/INFO MOTOR

W 5-10-16-23-38
RPM 106-143-174-198-233
Airflow 164,32 m³ min/5803 CFM
Voltage (V/Hz) 220-240/50-60

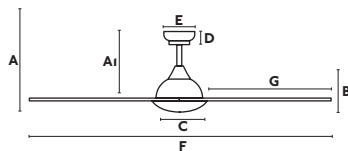
DOWNROD INCLUDED

127mm/5"

254mm/10"

OPT. DOWNROD/TIJAS OPC. P. 541

MEASUREMENTS/MEDIDAS



A	AI	B	C	D	E	F	G
320/12,6"	260/10,2"	200/78,7"	ø220/8,6"	70/27,7"	ø170/6,7"	ø1320/52"	590/23,2"

LARGE



33370



33373

LANTAU

132
52 INCH

ALL
YEAR ROUND



FINISHES/ACABADOS

Ref.	Body	Blades
33370	 matt nickel/ níquel mate	 dark walnut/ nogal oscuro
33373	 matt nickel/ níquel mate	 pine/pino

GENERAL FEATURES/INFO GENERAL

Body Steel/Acero

Blades (3) Natural Wood/ Madera Natural

MOTOR FEATURES/INFO MOTOR

W 90-140-180

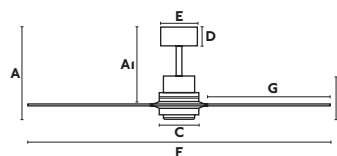
RPM 90-140-180

Airflow 147,56 m³ min/52 lI CFM

Voltage (V/Hz) 220-240/50

OPT. DOWNROD/TIJAS OPC. P. 541

MEASUREMENTS/MEDIDAS




A	AI	B	C	D	E	F	G
330/13"	320/12,6"	165,6,46"	160/6,29"	70/2,79"	Ø160/6,3"	Ø1320/51,9"	660/26"

LARGE

P.359
XL



P.377
XL



P.511
S



FAN
459



ITACA

132
52 INCH

DC
MOTOR

ALL
YEAR ROUND



FINISHES/ACABADOS

Ref.	Body	Blades
33474	 matt nickel/ níquel mate	 rustic pine/ pino rústico

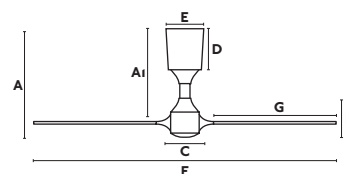
GENERAL FEATURES/INFO GENERAL

Body Steel/Acero
Blades (3) Natural Wood/ Madera Natural

MOTOR FEATURES/INFO MOTOR

W 3-5-8-13-21-32
RPM 50-80-110-140-170-203
Airflow 184,06 m³ min/6500 CFM
Voltage (V/Hz) 220-240/50

MEASUREMENTS/MEDIDAS



A	AI	B	C	D	E	F	G
455/17,9"	395/15,5	170/6,9"	110/4,35"	160/6,29"	Ø166/6,5"	Ø1320/51,9"	545/21,4"



33341 NEW

33345 NEW

GRID NEW

132
52 INCH

DC
MOTOR

OPTIONAL
LED
DOWNLIGHT

ALL
YEAR ROUND


FINISHES/ACABADOS

Ref.	Body	Blades
33341 NEW	 white/blanco	 wood/madera
33345 NEW	 black/negro	 wood/madera

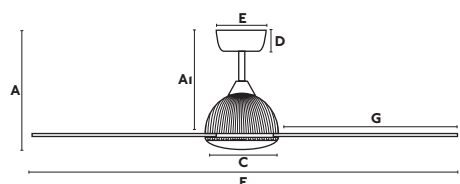
GENERAL FEATURES/INFO GENERAL

 Body Steel/Acero
Blades (3) ABS

MOTOR FEATURES/INFO MOTOR

 W 4-9-16-23-35
RPM 86-108-130-145-175
Airflow 163 m³ min/4900 CFM
Voltage (V/Hz) 220-240/50-60

MEASUREMENTS/MEDIDAS



A	AI	B	C	D	E	F	G
340/13,38"	290/11,41"	130/5,18"	190/7,48"	50/1,96"	140/5,51"	1320/51,96"	560/22,04"

OPTIONAL LED LIGHT SOURCE/FUENTE DE LUZ LED

33341K

 white/
blanco

LED SMD 18W 4000K,
1500 lm, CRI>80
Driver ✓
Body Steel/Acero
Diffusor
ABS

LARGE



NIAS

132
52 INCH

DC
MOTOR

OPTIONAL
LED
DOWNLIGHT

ALL
YEAR ROUND



FINISHES/ACABADOS

Ref.	Body	Blades
33472	 matt nickel/ níquel mate	 walnut/ nogal
33472N	 matt nickel/ níquel mate	 walnut/ nogal

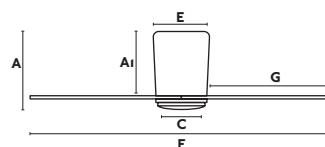
GENERAL FEATURES/INFO GENERAL

Body Steel/Acero
Blades (3) Natural Wood/ Madera Natural

MOTOR FEATURES/INFO MOTOR

W 2-7-9-14-21-32
RPM 50-82-114-146-178-210
Airflow 195,39 m³ min/6900 CFM
Voltage (V/Hz) 220-240/50

MEASUREMENTS/MEDIDAS



A	AI	B	C	D	E	F	G
190/7,5"	155/6,1"	-	ø140/5,5"	-	ø170/6,9"	ø1320/51,9"	630/24,8"

OPTIONAL LED LIGHT SOURCE/FUENTE DE LUZ LED

*SUITABLE ONLY FOR/VÁLIDO SÓLO PARA 33472N

33472K
NEW



matt nickel/
níquel mate

LED SMD I6W 3000K
800lm, CRI>80
Driver ✓
Diffusor
Polycarbonate
/Polícarbonato

LARGE



33292

33350

33351

MALLORCA

132
52 INCH

ALL
YEAR ROUND



FINISHES/ACABADOS

Ref.	Body	Blades
33292	 matt nickel/ níquel mate	 grey+maple/ gris+arce
33350	 white/blanco/	 white+maple/ blanco+arce
33351	 rust brown/ marrón óxido	 mahogany+ bleached oak/ caoba+roble emblanquecido

GENERAL FEATURES/INFO GENERAL

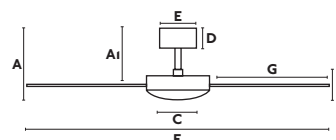
Body Steel/Acero
Reversible Blades (4) MDF Wood/Madera MDF

MOTOR FEATURES/INFO MOTOR

W 15-30-56
RPM 100-150-205
Airflow 154,30 m³ min/5449 CFM
Voltage (V/Hz) 220-240/50

OPT. DOWNROD/TIJAS OPC. P. 541

MEASUREMENTS/MEDIDAS



A	A1	B	C	D	E	F	G
380/15"	330/12,9"	180/7,05"	250/9,82"	60/2,35"	Ø130/5,1"	Ø1300/51,2"	520/20,4"

P.529
S





33284

33287

33288

IBIZA

132
52 INCH

ALL
YEAR ROUND



FINISHES/ACABADOS

Ref.	Body	Blades
33284	 white/blanco	 white/blanco
33287	 matt nickel/ níquel mate	 grey+maple/ gris+arce
33288	 rust brown/ marrón óxido	 mahogany+ bleached oak/ caoba+roble emblanquecido

GENERAL FEATURES/INFO GENERAL

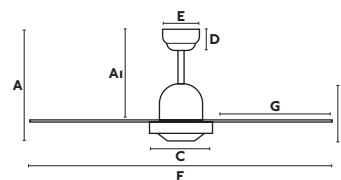
Body Steel/Acero
Reversible Blades (4) Plywood/Madera Ply

MOTOR FEATURES/INFO MOTOR

W 16-29-49
RPM 113-162-212
Airflow 149,57 m³ min/5282 CFM
Voltage (V/Hz) 220-240/50

OPT. DOWNROD/TIJAS OPC. P. 541

MEASUREMENTS/MEDIDAS



A	AI	B	C	D	E	F	G
330/12,9"	270/10,6"	170/6,9"	175/6,88"	60/2,35"	ø130/5,1"	ø1320/51,9"	570/22,4"

LARGE



33471N



33491 NEW



33492 NEW

PEMBA

132
52 INCH









DC
MOTOR

OPTIONAL
LED
DOWNLIGHT

ALL
YEAR ROUND



FINISHES/ACABADOS

Ref.	Body	Blades
33471	 white/blanco	 white/blanco
33471N	 white/blanco	 white/blanco
33491 NEW	 grey/gris	 grey/gris
33492 NEW	 brown/marrón	 brown/marrón

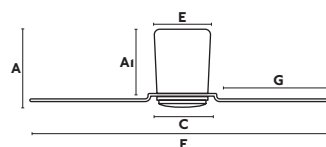
GENERAL FEATURES/INFO GENERAL

Body Steel/Acero
Blades (3) PMMA

MOTOR FEATURES/INFO MOTOR

W 2-7-9-14-21-32
RPM 50-76-99-127-151-175
Airflow 191,14 m³ min/6750 CFM
Voltage (V/Hz) 220-240/50-60

MEASUREMENTS/MEDIDAS



A	AI	B	C	D	E	F	G
190/7,5"	155/6,1"	250/9,82"	180/7,0,5"	65/2,51"	ø170/6,7"	ø1320/51,9"	570/22,4"

OPTIONAL LED LIGHT SOURCE/FUENTE DE LUZ LED

*SUITABLE ONLY FOR/VÁLIDO SÓLO PARA 33471N, 33491 & 33492

33471K
NEW



white/
blanco

33491K
NEW



grey/
gris

33492K
NEW



brown/
marrón

LED SMD 16W 3000K
800lm, CRI>95
Driver ✓
Diffusor
Polycarbonate
/Policarbonato

LARGE

FAN

471



LAKKI

132
52 INCH

ALL
YEAR ROUND



FINISHES/ACABADOS

Ref.	Body	Blades
33317	 white/blanco	 white/blanco

GENERAL FEATURES/INFO GENERAL

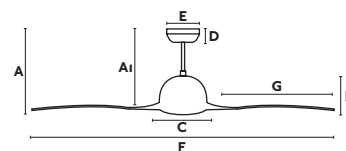
Body Steel/Acero
Blades (3) ABS

MOTOR FEATURES/INFO MOTOR

W 18-32-50
RPM 80-110-150
Airflow 166,13 m³ min/5867 CFM
Voltage (V/Hz) 220-240/50

OPT. DOWNROD/TIJAS OPC. P. 541

MEASUREMENTS/MEDIDAS



A	AI	B	C	D	E	F	G
370/14,5"	360/11,2"	180/70,5	300/11,8"	60/2,35"	ø150/5,9"	ø1320/51,9"	465/19,5"








33607

33608

PANAY

122
48 INCH




REMOTE
CONTROL



INCLINING
ROOF

FINISHES/ACABADOS

Ref.	Body	Blades
33607	 white/blanco	 white+maple/ blanco+arce
33608	 matt nickel/ níquel mate	 matt nickel+ mahogany/ níquel mate+ caoba

LIGHT SOURCE/FUENTE DE LUZ

2 E14 MAX 8W LED [17461]
Diff Opal Glass/Cristal Opal

GENERAL FEATURES/INFO GENERAL

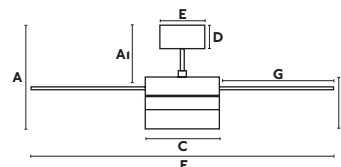
Body Steel / Acero
Reversible Blades (3) MDF Wood/Madera MDF

MOTOR FEATURES/INFO MOTOR

W 14-30-58
RPM 95-150-200
Airflow 116,2 m³ min/4103 CFM
Voltage (V/Hz) 220-240/50

OPT. DOWNROD/TIJAS OPC. P. 541

MEASUREMENTS/MEDIDAS



A	AI	B	C	D	E	F	G
280/11"	180/7,1"	150/5,9"	210/8,24"	65/2,51"	Ø130/5,1"	Ø1220/48"	495/19,5"

MEDIUM



PHUKET

FINISHES/ACABADOS

Ref. Body Blades

33498



white/blanco



white/blanco

120
47 INCH

ALL
YEAR ROUND



REMOTE
CONTROL



INCLINING
ROOF

LED LIGHT SOURCE/FUENTE DE LUZ LED

LED SMD 12W 3000K 1000lm CRI>80 Driver ✓
Diff Opal Glass/Cristal Opal

GENERAL FEATURES/INFO GENERAL

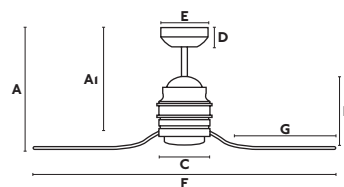
Body Steel / Acero
Blades (3) ABS

MOTOR FEATURES/INFO MOTOR

W 10-30-54
RPM 80-130-170
Airflow 138,21 m³ min/488l CFM
Voltage (V/Hz) 220-240/50

OPT. DOWNROD/TIJAS OPC. P. 541

MEASUREMENTS/MEDIDAS



A	AI	B	C	D	E	F	G
410/16,7"	350/13"	250/9,82"	180/7,05"	65/2,51"	Ø150/5,9"	Ø1200/47,2"	620/24,4"

MEDIUM

FAN

479



FOGO

FINISHES/ACABADOS

Ref.

Body

Blades

33467



white/blanco



white/blanco

112
44 INCHALL
YEAR ROUNDREMOTE
CONTROLINCLINING
ROOF

LED LIGHT SOURCE/FUENTE DE LUZ LED

LED SMD 12W 3000K 1000lm CRI>80 Driver ✓
Diff Opal Glass/Cristal Opal

GENERAL FEATURES/INFO GENERAL

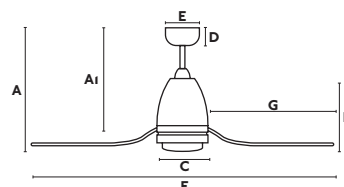
Body Steel / Acero
Blades (3) ABS

MOTOR FEATURES/INFO MOTOR

W 10-25-45
RPM 80-130-170
Airflow 129,66 m³ min/4579 CFM
Voltage (V/Hz) 220-240/50

OPT. DOWNROD/TIJAS OPC. P. 541

MEASUREMENTS/MEDIDAS



A	AI	B	C	D	E	F	G
400/15,7"	380/14,9"	280/11"	180/7,05"	80/3,11"	Ø150/5,9"	Ø1120/44"	470/18,5"


MEDIUM

FAN

481



MINI ETERFAN

— Conillas 



33382

32020

32025

32026

32027

32028

32029

32030 **NEW**

MINI ETERFAN

128
50 INCH

DC
MOTOR

OPTIONAL
LED
DOWNLIGHT

ALL
YEAR ROUND



FINISHES/ACABADOS

Ref.	Body	Blades
33382	 chrome/cromo	 transparent
32020	 shiny white/ blanco brillo	 transparent
32025	 matt white/ blanco mate	 transparent
32026	 shiny black/ negro brillo	 transparent
32027	 matt black/ negro mate	 transparent
32028	 matt black/ negro mate	 walnut/ nogal
32029	 shiny red/ rojo brillo	 transparent
32030 NEW	 matt black/ negro mate	 matt black/ negro mate

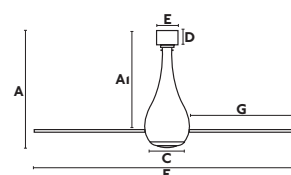
GENERAL FEATURES/INFO GENERAL

Body Metal+Glass/Metal+Cristal
Blades (3) Polycarbonate/Polycarbonato

MOTOR FEATURES/INFO MOTOR



DC MOTOR
W 3-6-9-13-22-32
RPM 51-77-103-129-155-185
Airflow 145,66 m³ min/5144 CFM
Voltage (V/Hz) 220-240/50-60

MEASUREMENTS/MEDIDAS



A	AI	B	C	D	E	F	G
450/17,7"	420/16,5"	-	ø160/6,3"	60/2,3"	ø130/5,1"	ø1280/50,4"	555/21,8"

OPTIONAL LED LIGHT SOURCE/FUENTE DE LUZ LED

33390		chrome/ cromo	SMD LED 13W 3000K 600 Lm CRI>80 Driver ✓
33391		black/ negro	Body Metal Diff Opal Glass

MEDIUM

CUSTOMIZE IT WITH COLOR PERSONALÍZALO CON COLOR

1 Choose the glass color (RAL) Elige el color para el cristal (RAL)



2 Contact your distributor Contacta con tu distribuidor




Some examples Algunos ejemplos

FAN
483



ETERFAN

— Conillas 



33381

32000

32001

32002

32003

32004

32005

32006 **NEW**

ETERFAN

128
50 INCH

DC
MOTOR

OPTIONAL
LED
DOWNLIGHT

ALL
YEAR ROUND



FINISHES/ACABADOS

Ref.	Body	Blades
33381	 chrome/cromo	 transparent
32000	 shiny white/ blanco brillo	 transparent
32001	 matt white/ blanco mate	 transparent
32002	 shiny black/ negro brillo	 transparent
32003	 matt black/ negro mate	 transparent
32004	 matt black/ negro mate	 walnut/ nogal
32005	 shiny red/ rojo brillo	 transparent
32006 NEW	 matt black/ negro mate	 matt black/ negro mate

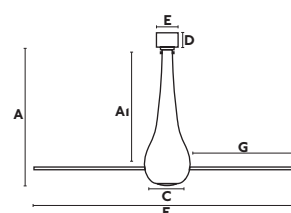
GENERAL FEATURES/INFO GENERAL

Body Metal+Glass/Metal+Cristal
Blades (3) Polycarbonate/Polycarbonato

MOTOR FEATURES/INFO MOTOR



W 3-6-9-13-22-32
RPM 51-77-103-129-155-185
Airflow 145,66 m³ min/51.44 CFM
Voltage (V/Hz) 220-240/50-60

MEASUREMENTS/MEDIDAS



A	AI	B	C	D	E	F	G
640/25,2"	630/24,8"	-	ø160/6,3"	60/2,3"	ø130/5,1"	ø1280/50,4"	555/21,8"


OPTIONAL LED LIGHT SOURCE/FUENTE DE LUZ LED

33390		chrome/ cromo	SMD LED 13W 3000K 600 Lm CRI>80 Driver ✓
33391		black/ negro	Body Metal Diff Opal Glass

MEDIUM

CUSTOMIZE IT WITH COLOR PERSONALÍZALO CON COLOR

1 Choose the glass color (RAL) Elige el color para el cristal (RAL)



2 Contact your distributor Contacta con tu distribuidor



Some examples Algunos ejemplos

FAN
485



JUSTFAN

— Conillas 

Project: Meritxell Ribé-The Room Studio



33394



33395



33398



33399



32100 **NEW**

JUSTFAN

128
50 INCH











DC
MOTOR

OPTIONAL
LED
DOWNLIGHT

ALL
YEAR ROUND



FINISHES/ACABADOS

Ref.	Body	Blades
33394	 chrome/ cromo	 transparent
33395	 black/negro	 walnut/nogal
33398	 antique brass/ oro envejecido	 walnut/nogal
33399	 copper/cobre	 walnut/nogal
32100 NEW	 matt black/ negro mate	 matt black negro mate

GENERAL FEATURES/INFO GENERAL

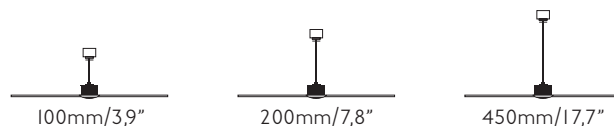
Body Metal
Blades (3) Polycarbonate/ Policarbonato

MOTOR FEATURES/INFO MOTOR

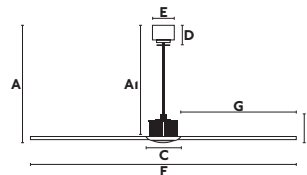
DC MOTOR
W 4-6-9-13-22-32
RPM 51-77-103-129-155-185
Airflow 145,66 m³ min/51.44 CFM
Voltage (V/Hz) 220-240/50-60

OPTIONAL DOWNROD

Downrods (3) Included





MEASUREMENTS/MEDIDAS



A	A1	B	C	D	E	F	G
640/25,2"	630/24,8"	180/7,05"	ø160/6,3"	60/2,3"	ø130/5,1"	ø1280/50,4"	555/21,8"

OPTIONAL LED LIGHT SOURCE/FUENTE DE LUZ LED


*SUITABLE FOR 33394 & 33395

33390		chrome/ cromo	SMD LED 13W 3000K 600 Lm CRI>80 Driver ✓
33391		black/ negro	Body Metal Diff Opal Glass


MEDIUM

P.365
L

P.527
S



MINI TUBE

— Conillas 



33393



32038



32039



32040



32041



32042



32043 **NEW**

MINI TUBE

128
50 INCH















DC
MOTOR

OPTIONAL
LED
DOWNLIGHT

ALL
YEAR ROUND



FINISHES/ACABADOS

Ref.	Body	Blades
33393	 chrome/cromo	 transparent
32038	 shiny white/ blanco brillo	 transparent
32039	 matt white/ blanco brillo	 transparent
32040	 shiny black/ negro brillo	 transparent
32041	 matt black/ negro mate	 transparent
32042	 matt black/ negro mate	 walnut nogal
32043 NEW	 matt black/ negro mate	 matt black negro mate

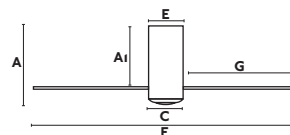
GENERAL FEATURES/INFO GENERAL

Body Metal
Blades (3) Polycarbonate/ Policarbonato

MOTOR FEATURES/INFO MOTOR



DC MOTOR
W 4-6-9-13-22-32
RPM 51-77-103-129-155-185
Airflow 145,66 m³ min/51.44 CFM
Voltage (V/Hz) 220-240/50-60

MEASUREMENTS/MEDIDAS



A	AI	B	C	D	E	F	G
290/11,4"	250/9,8"	-	ø160/6,3"	-	ø130/5,1"	ø1280/50,4"	430/16,9"


OPTIONAL LED LIGHT SOURCE/FUENTE DE LUZ LED

33390		chrome/ cromo	SMD LED 13W 3000K 600 Lm CRI>80 Driver ✓
33391		black/ negro	Body Metal Diff Opal Glass

MEDIUM

CUSTOMIZE IT WITH COLOR PERSONALÍZALO CON COLOR

1 Choose the glass color (RAL) Elige el color para el cristal (RAL)




2 Contact your distributor Contacta con tu distribuidor



Some examples Algunos ejemplos

FAN
489



TUBE
— Conillas



33374

32033

32034

32035

32036

32037

32060 **NEW**

TUBE

128
50 INCH















DC
MOTOR

OPTIONAL
LED
DOWNLIGHT

ALL
YEAR ROUND



FINISHES/ACABADOS

Ref.	Body	Blades
33374	 chrome/cromo	 transparent
32033	 shiny white blanco brillo	 transparent
32034	 matt white blanco mate	 transparent
32035	 shiny black negro brillo	 transparent
32036	 matt black negro mate	 transparent
32037	 matt black negro mate	 walnut nogal
32060 NEW	 matt black negro mate	 matt black negro mate

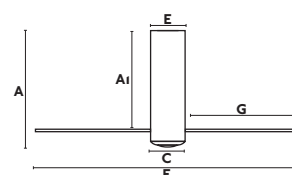
GENERAL FEATURES/INFO GENERAL

Body Metal+Glass/Metal+Cristal
Blades (3) Polycarbonate/Polycarbonato

MOTOR FEATURES/INFO MOTOR

DC MOTOR
W 3-6-9-13-22-32
RPM 51-77-103-129-155-185
Airflow 145,66 m³ min/51.44 CFM
Voltage (V/Hz) 220-240/50-60

MEASUREMENTS/MEDIDAS



A	AI	B	C	D	E	F	G
450/17,7"	420/16,5"	-	ø160/6,3"	-	ø130/5,1"	ø1280/50,4"	430/16,9"

OPTIONAL LED LIGHT SOURCE/FUENTE DE LUZ LED

33390



chrome/
cromo

SMD LED 13W 3000K
600 Lm CRI>80
Driver ✓

33391




black/
negro

Body Metal
Diff Opal Glass

MEDIUM

CUSTOMIZE IT WITH COLOR PERSONALÍZALO CON COLOR

1 Choose the glass color (RAL) Elige el color para el cristal (RAL)



2 Contact your distributor Contacta con tu distribuidor



Some examples Algunos ejemplos

491 FAN



MOLOKAI

125
49 INCH

DC
MOTOR

OPTIONAL
LED
DOWNLIGHT

ALL
YEAR ROUND



FINISHES/ACABADOS

Ref.	Body	Blades
33475	 matt nickel/ níquel mate	 dark walnut/ nogal oscuro

GENERAL FEATURES/INFO GENERAL

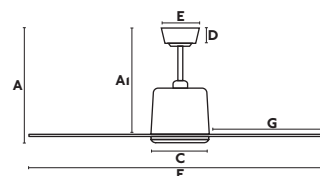
Body Steel/Acero
Blades (4) Polycarbonate/ Policarbonato

MOTOR FEATURES/INFO MOTOR

W 3-5-8-13-21-31
RPM 50-76-102-128-155-180
Airflow 195,66 m³ min/6910 CFM
Voltage (V/Hz) 220-240/50-60

OPT. DOWNROD/TIJAS OPC. P. 541

MEASUREMENTS/MEDIDAS



A	AI	B	C	D	E	F	G
335/13,1"	300/11,8"	200/8,63"	150/5,90"	65/2,51"	Ø140/5,51"	Ø1250/42,9"	600/23,6"

OPTIONAL LED LIGHT SOURCE/FUENTE DE LUZ LED

33476



matt nickel/
níquel mate

LED SMD 18W 3000K
1200 lm CRI>80
Driver ✓

MEDIUM

FAN

493



33478

33487

NASSAU

128
50 INCH

DC
MOTOR

ALL
YEAR ROUND



REMOTE
CONTROL



INCLINING
ROOF

FINISHES/ACABADOS

Ref.	Body	Blades
33478	 brown/marrón	 brown/marrón
33487	 white/blanco	 white/blanco

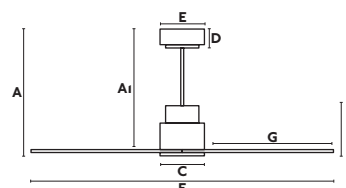
GENERAL FEATURES/INFO GENERAL

Body Steel/Acero
Blades (4) MDF Wood/ Madera MDF

MOTOR FEATURES/INFO MOTOR



W 4-6-10-16-24-37
RPM 50-87-125-162-199-237
Airflow 222,41 m³ min/785l CFM
Voltage (V/Hz) 220-240/50-60

MEASUREMENTS/MEDIDAS



A	AI	B	C	D	E	F	G
400/15,7"	370/14,5"	170/6,69"	120/4,72"	60/2,36"	Ø130/5,11"	Ø1280/50,4"	575/22,6"

OPTIONAL DOWNROD (not included)

33479		91 cm/3,6"	brown/marrón
33488		91 cm/3,6"	white/blanco

MEDIUM



33711



33712



33713

YAKARTA

121
47 INCH

ALL
YEAR ROUND

OPTIONAL
DOWNLIGHT



INCLINING
ROOF



DIRECT CEILING
MOUNTING



CONTROLLED
BY CHAINS

FINISHES/ACABADOS

Ref.	Body	Blades
33711	 antique brass/ oro envejecido	 dark oak+ bleached oak/ roble oscuro+ roble emblanquecido
33712	 white/blanco	 white+maple/ blanco+arce
33713	 brown/marrón	 mahogany+ dark walnut/ caoba+nogal oscuro

GENERAL FEATURES/INFO GENERAL

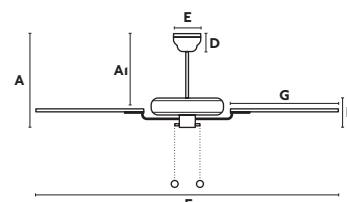
Body Steel/Acero
Reversible Blades (4) Plywood/Madera Ply
Controlled by chains / Accionado con cadenas

MOTOR FEATURES/INFO MOTOR

W 14-23-51
RPM 115-150-205
Airflow 94,57 m³ min/3340 CFM
Voltage (V/Hz) 220-240/50

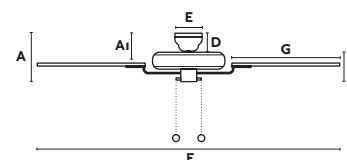
OPT. DOWNROD/TIJAS OPC. P. 541

MEASUREMENTS/MEDIDAS



A	AI	B	C	D	E	F	G
350/13,7"	300/11,8"	130/5,11"	-	60/9,4"	Ø130/5,1"	Ø1210/47,6"	465/18,3"

DIRECT CEILING MOUNTING/DIRECTO A TECHO



A	AI	B	C	D	E	F	G
190/7,5"	150/5,9"	130/5,11"	-	60/9,4"	Ø130/5,1"	Ø1210/47,6"	465/18,3"

OPTIONAL ACCESSORY LIGHT KIT

33714		dark brown/ marrón oscuro	3 E27 MAX 15W LED [17426]
33716		white/ blanco	3 E27 MAX 15W LED [17426]
33717		antique brass/ oro envejecido	3 E27 MAX 15W LED [17426]

MEDIUM

FAN

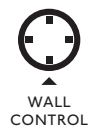
497




ECO INDUS

120
47 INCH

ALL
YEAR ROUND



FINISHES/ACABADOS

Ref.	Body	Blades
33005	 white/blanco	 white/blanco

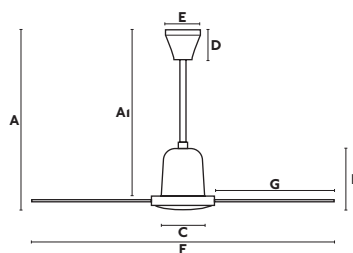
GENERAL FEATURES/INFO GENERAL

Body Steel/Acero
Blades (4) Steel/Acero

MOTOR FEATURES/INFO MOTOR

W 16-26-68
RPM 150-225-322
Airflow 189,47 m³ min/669l CFM
Voltage (V/Hz) 220-240/50

MEASUREMENTS/MEDIDAS



A	AI	B	C	D	E	F	G
320/12,6"	270/10,6"	160/6,29"	190/7,5"	60/2,35"	ø130/5,12"	ø1200/47,2"	485/19,1"

MEDIUM

P.477
L



P.535
S



*How to install the wall control? Visit faro.es/Visita faro.es para la instalación del regulador de pared





S



33695



33696



33697



33698



33699

MINI ICARIA

107
42 INCH

ALL
YEAR ROUND



FINISHES/ACABADOS

Ref.	Body	Blades
33695	 antique brass/ oro envejecido	 brown+oak/ marrón+roble
33696	 matt nickel/ níquel mate	 transparent/ transparentes
33697	 rust/óxido	 mahogany+ bleached oak/ caoba+roble em- blanquecido
33698	 white/blanco	 white+maple/ blanco+arce
33699	 matt nickel/ níquel mate	 grey+maple/ gris+arce

LIGHT SOURCE/FUENTE DE LUZ

2 E14 MAX 8W LED [17461]

GENERAL FEATURES/INFO GENERAL

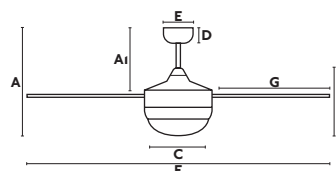
Body Steel/Acero
Reversible Blades (4) MDF Wood/Madera MDF

MOTOR FEATURES/INFO MOTOR

W 15-24-41
RPM 132-170-205
Airflow 101,09 m³ min/3568 CFM
Voltage (V/Hz) 220-240/50

OPT. DOWNROD/TIJAS OPC. P. 541


MEASUREMENTS/MEDIDAS



A	AI	B	C	D	E	F	G
405/15,9"	270/10,6"	280/11"	160/6,3"	60/2,35"	ø130/5,11"	ø1070/42"	425/16,7"

SMALL

P.419
L





33318

33319

VENETO

107

42 INCH

ALL

YEAR ROUND

INCLINING
ROOFDIRECT CEILING
MOUNTINGCONTROLLED
BY CHAINS

FINISHES/ACABADOS

Ref.	Body	Blades
33318	 white/blanco	 white/blanco/
33319	 matt nickel níquel mate	 cedar+beech/ cedro+haya

LIGHT SOURCE/FUENTE DE LUZ

E27 MAX 15W LED [17462]

Diff Opal glass/Cristal opal

GENERAL FEATURES/INFO GENERAL

Body Steel/Acero

Reversible Blades (5) MDF Wood/Madera MDF

Controlled by chains / Accionado con cadenas

Remote control [33929/33937]

MOTOR FEATURES/INFO MOTOR

W14-25-46

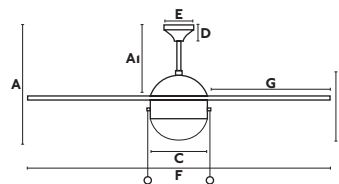
RPM 120-168-211

Airflow 108,39 m³ min/3824 CFM

Voltage (V/Hz) 220-240/50

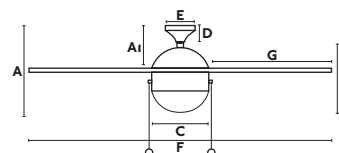
OPT. DOWNROD/TIJAS OPC. P. 541

MEASUREMENTS/MEDIDAS



A	AI	B	C	D	E	F	G
470/17,1"	270/10,6"	240/9,43"	200/7,87"	60/2,35"	Ø130/5,1"	Ø1070/42,1"	470/18,5"

DIRECT CEILING MOUNTING/DIRECTO A TECHO



A	AI	B	C	D	E	F	G
280/11"	170/6,7"	240/9,43"	200/7,87"	60/2,35"	Ø130/5,1"	Ø1070/42,1"	470/18,5"

SMALL

FAN

505




33600

33601

FEROE

107

42 INCH



REMOTE CONTROL



INCLINING ROOF

FINISHES/ACABADOS

Ref.	Body	Blades
33600	 white/blanco	 white+maple/ blanco+arce
33601	 matt nickel/ níquel mate	 grey+black/ gris+negro

LIGHT SOURCE/FUENTE DE LUZ

2 E14 MAX 8W LED [17461]
Diff Opal glass/Cristal opal

GENERAL FEATURES/INFO GENERAL

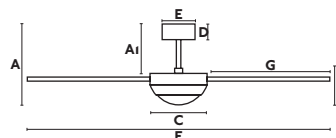
Body Steel/Acero
Reversible Blades (3) MDF Wood/Madera MDF

MOTOR FEATURES/INFO MOTOR

W 10-2 I-4 I
RPM 80-145-180
Airflow 64,16 m³ min/2265,7 CFM
Voltage (V/Hz) 220-240/50

OPT. DOWNROD/TIJAS OPC. P. 541

MEASUREMENTS/MEDIDAS



A	AI	B	C	D	E	F	G
320/12,6"	210/8,2"	160/6,3"	200/7,9"	60/2,3"	ø130/5,1"	ø1070/42,1"	420/16,5"

SMALL



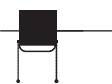
LISBOA

107

42 INCH

ALL

YEAR ROUND

INCLINING
ROOFDIRECT CEILING
MOUNTINGCONTROLLED
BY CHAINS

FINISHES/ACABADOS

Ref.

Body

Blades

33102

dark brown/
marrón oscuromahogany+dark
walnut/
caoba+nogal oscuro

LIGHT SOURCE/FUENTE DE LUZ

3 E27 MAX 15W LED [17462]

Diff Translucent Glass/Cristal Translúcido

GENERAL FEATURES/INFO GENERAL

Body Steel/Acero

Reversible Blades (4) MDF Wood/Madera MDF

Controlled by chains / Accionado con cadenas

Remote control [33929/33937]

MOTOR FEATURES/INFO MOTOR

W 27-35-47

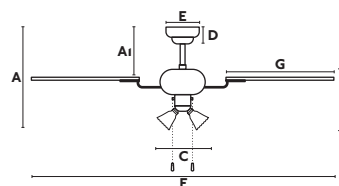
RPM 130-185-235

Airflow 99,96 m³ min/3530 CFM

Voltage (V/Hz) 220-240/50

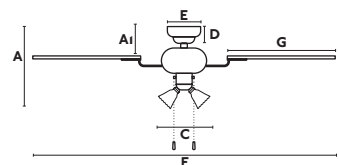
OPT. DOWNROD/TIJAS OPC. P. 541

MEASUREMENTS/MEDIDAS



A	AI	B	C	D	E	F	G
460/18,1"	240/9,4"	220/8,63"	300/11,8"	60/2,35"	Ø130/5,1"	Ø1070/42,1"	420/16,5"

DIRECT CEILING MOUNTING/DIRECTO A TECHO



A	AI	B	C	D	E	F	G
280/11"	180/7,1"	220/8,63"	300/11,8"	60/2,35"	Ø130/5,1"	Ø1070/42,1"	420/16,5"

SMALL

FAN

509



33508

33509

MINI LANTAU NEW

108
42 INCH

ALL
YEAR ROUND



FINISHES/ACABADOS

Ref.	Body	Blades
33508 NEW	 matt nickel/ níquel mate	 walnut/nogal
33509 NEW	 matt nickel/ níquel mate	 pine/pino

GENERAL FEATURES/INFO GENERAL

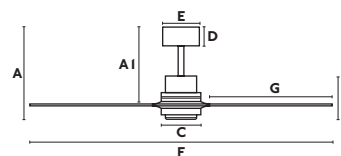
Body Steel/Acero
Blades (8) Wood/Madera

MOTOR FEATURES/INFO MOTOR

W 13-26-55
RPM 105-150-210
Airflow 143,2 m³ min/5055 CFM
Voltage (V/Hz) 220-240/50-60

OPT. DOWNROD/TIJAS OPC. P. 541

MEASUREMENTS/MEDIDAS



A	AI	B	C	D	E	F	G
340/13,38"	300/11,81"	110/4,33"	150/5,90"	65/2,56"	150/5,9"	1080/42,52"	460/18,11"

SMALL

P.377
XL

P.359
XL

P.459
L




511 FAN



33415

33416

EASY**105**
41 INCH**ALL**
YEAR ROUND**FINISHES/ACABADOS**

Ref.	Body	Blades
33415	 white/blanco	 white/blanco
33416	 grey/gris	 grey/gris

LIGHT SOURCE/FUENTE DE LUZ

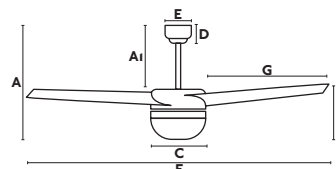
2 E27 MAX 15W LED [17461]
Diff Opal glass/Cristal opal

GENERAL FEATURES/INFO GENERAL

Body Steel/Acero
Blades (3) ABS

MOTOR FEATURES/INFO MOTOR

W11-23-68
RPM 105-185-285
Airflow 159,76 m³ min/5642 CFM
Voltage (V/Hz) 220-240/50

MEASUREMENTS/MEDIDAS

A	AI	B	C	D	E	F	G
460/18,1"	320/12,6"	100/3,93"	210/8,24"	75/2,91"	Ø140/5,5"	Ø1050/41,3"	420/16,6"

SMALL



33606

33609

CEBU

102
40 INCH

ALL
YEAR ROUND



FINISHES/ACABADOS

Ref.	Body	Blades
33606	 white/blanco	 white+maple/ blanco+arce
33609	 matt nickel/ níquel mate	 grey+black/ gris+negro

LIGHT SOURCE/FUENTE DE LUZ

2 E14 MAX 8W LED [17461]

GENERAL FEATURES/INFO GENERAL

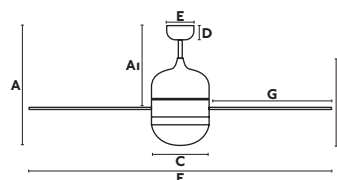
Body Steel/Acero
Reversible Blades (3) MDF Wood/Madera MDF

MOTOR FEATURES/INFO MOTOR

W 8-22-38
RPM 84-140-180
Airflow 109 m³ min/3849,6 CFM
Voltage (V/Hz) 220-240/50

OPT. DOWNROD/TIJAS OPC. P. 541

MEASUREMENTS/MEDIDAS



A	AI	B	C	D	E	F	G
410/16,1"	270/10,6"	300/11,8"	180/7,05"	60/2,35"	Ø140/5,51"	Ø1020/40,2"	420/16,5"

SMALL



33454

33455

MINI UFO

101
40 INCH

ALL
YEAR ROUND


FINISHES/ACABADOS

Ref.	Body	Blades
33454	 white/blanco	 white+maple blanco+arce
33455	 matt nickel níquel mate	 grey+maple gris+arce

LIGHT SOURCE/FUENTE DE LUZ

2 E27 MAX 15W LED [17463]
Diff Opal glass/Cristal opal

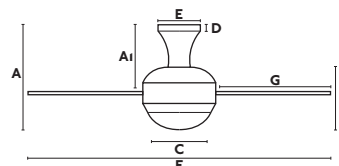
GENERAL FEATURES/INFO GENERAL

Body Steel/Acero
Reversible Blades (3) MDF Wood/Madera MDF

MOTOR FEATURES/INFO MOTOR

W 8-18-42
RPM 90-150-200
Airflow 106,92 m³ min/3776 CFM
Voltage (V/Hz) 220-240/50

MEASUREMENTS/MEDIDAS



A	AI	B	C	D	E	F	G
370/14,6"	245/9,6"	260/10,2"	260/10,2"	120/4,71"	Ø150/5,9"	Ø1015/40"	384/15,1"

SMALL


FAN

517



CHICAGO

91
36 INCH



REMOTE
CONTROL



INCLINING
ROOF

FINISHES/ACABADOS

Ref. Body Blades

33703



black/negro



walnut/nogal

LIGHT SOURCE/FUENTE DE LUZ

E27 MAX 15W LED [17463]

GENERAL FEATURES/INFO GENERAL

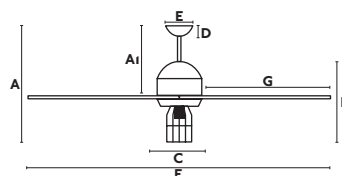
Body Steel/Acero
Blades (6) MDF Wood/Madera MDF

MOTOR FEATURES/INFO MOTOR

W 15-27-49
RPM 124-176-218
Airflow 96,7 l m³ min/3414 CFM
Voltage (V/Hz) 220-240/50

OPT. DOWNROD/TIJAS OPC. P. 541

MEASUREMENTS/MEDIDAS



A	AI	B	C	D	E	F	G
475/18,7"	295/11,6"	295/11,41"	140/5,51"	50/1,96"	Ø150/5,9	Ø915/36"	380/14,96"

SMALL



GALÁPAGO

91
36 INCH

ALL
YEAR ROUND



INCLINING
ROOF





DIRECT CEILING
MOUNTING



CONTROLLED
BY CHAINS

FINISHES/ACABADOS

Ref.	Body	Blades
33301	 grey/gris	 grey+pine gris+pino

LIGHT SOURCE/FUENTE DE LUZ

3 GU10 MAX 8W LED [17330]

GENERAL FEATURES/INFO GENERAL

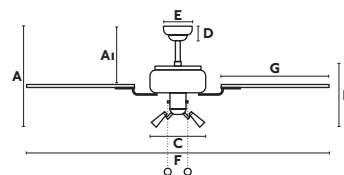
Body Steel/Acero
Reversible Blades (4) MDF Wood/Madera MDF
Controlled by chains / Accionado con cadenas
Remote control [33929/33937]

MOTOR FEATURES/INFO MOTOR

W 29-35-45
RPM 160-230-270
Airflow 70,28 m³ min/2482 CFM
Voltage (V/Hz) 220-240/50

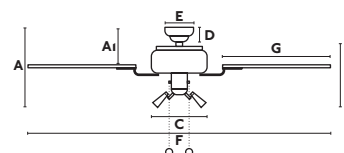
OPT. DOWNROD/TIJAS OPC. P. 541

MEASUREMENTS/MEDIDAS



A	AI	B	C	D	E	F	G
400/15,7"	249/9,8"	210/8,24"	240/9,43"	60/2,35"	Ø130/5,1"	Ø910/35,8"	345/13,6"

DIRECT CEILING MOUNTING/DIRECTO A TECHO



A	AI	B	C	D	E	F	G
270/10,6"	190/7,5"	210/8,24"	240/9,43"	60/2,35"	Ø130/5,1"	Ø910/35,8"	345/13,6"

SMALL



33704

33706 NEW

MEDITERRÁNEO

FINISHES/ACABADOS

Ref.	Body	Blades
33704	 white/blanco	 white+maple blanco+arce
33706 NEW	 matt nickel/ níquel mate	 maple+ mahogany arce+caoba

81
32 INCH

ALL
YEAR ROUND



LIGHT SOURCE/FUENTE DE LUZ

E14 MAX 8W LED [17461]
Diff Opal glass/Cristal opal

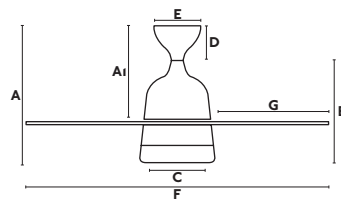
GENERAL FEATURES/INFO GENERAL

Body Steel/Acero
Reversible Blades (4) MDF Wood/Madera MDF
Controlled by chains / Accionado con cadenas

MOTOR FEATURES/INFO MOTOR

W 14-23-47
RPM 198-232-280
Airflow 85,38 m³ min/3014 CFM
Voltage (V/Hz) 220-240/50

MEASUREMENTS/MEDIDAS



A	AI	B	C	D	E	F	G
385/15,2"	290/11,4"	260/10,2"	190/7,48"	110/4,3"	Ø130/5,11"	Ø815/32,1"	310/12,2"

SMALL



33179



33180



33183



33185



33186

PALAO

81
32 INCH

ALL
YEAR ROUND



INCLINING
ROOF



DIRECT CEILING
MOUNTING



CONTROLLED
BY CHAINS

FINISHES/ACABADOS

Ref.	Body	Blades
33179	 white/blanco	 multicolour/ multicolor
33180	 white/blanco	 white/blanco
33183	 matt nickel/ níquel mate	 maple/arce
33185	 dark brown/ marrón oscuro	 mahogany/ caoba
33186	 grey/gris	 grey/gris

LIGHT SOURCE/FUENTE DE LUZ

E14 MAX 8W LED [17461]
Diff Opal glass/Cristal opal

GENERAL FEATURES/INFO GENERAL

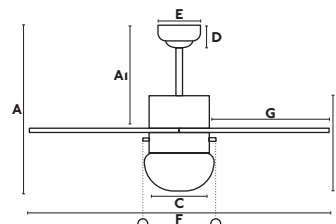
Body Metal
Blades (6) MDF Wood/Madera MDF
Controlled by chains / Accionado con cadenas
Remote control [33929/33937]

MOTOR FEATURES/INFO MOTOR

W 24-33-46
RPM 135-190-242
Airflow 92,37 m³ min/3262 CFM
Voltage (V/Hz) 220-240/50

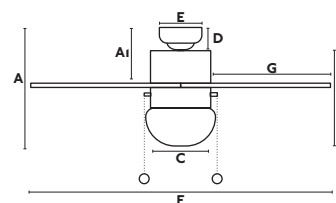
OPT. DOWNROD/TIJAS OPC. P. 541

MEASUREMENTS/MEDIDAS



A	AI	B	C	D	E	F	G
390/15,3"	260/10,2"	190/7,5"	170/6,9"	60/2,35"	ø130/5,1"	ø810/31,8"	350/13,7"

DIRECT CEILING MOUNTING/DIRECTO A TECHO




A	AI	B	C	D	E	F	G
250/9,8"	160/6,3"	190/7,5"	170/6,9"	60/2,35"	ø130/5,1"	ø810/31,8"	350/13,7"

SMALL



JUSTFAN

— Conillas 



33424 NEW



33425 NEW



33426 NEW

JUSTFAN NEW

91
36 INCH

DC
MOTOR

OPTIONAL
LED
DOWNLIGHT

ALL
YEAR ROUND



FINISHES/ACABADOS

Ref.	Body	Blades
33424 NEW	 matt black/ negro mate	 matt black/ negro mate
33425 NEW	 black/negro	 walnut/nogal
33426 NEW	 chrome/ cromo	 transparent/ transparente

GENERAL FEATURES/INFO GENERAL

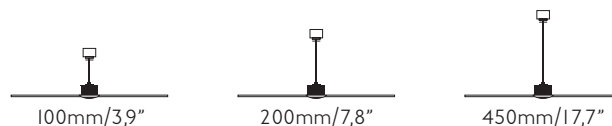
Body Metal
Blades (3) ABS

MOTOR FEATURES/INFO MOTOR

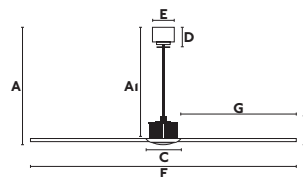
DC MOTOR
W 2-3-4-5-6-7
RPM 50-71-100-126-150-179
Airflow 48.84 m³ min/1724 CFM
Voltage (V/Hz) 220-240/50-60

OPTIONAL DOWNROD

Downrods (3) Included



MEASUREMENTS/MEDIDAS



A	AI	B	C	D	E	F	G
640/25.2"	630/24.8"	180/7.05"	ø160/6.3"	55/2.1"	ø130/5.1"	ø910/35.8"	555/21.8"

OPTIONAL LED LIGHT SOURCE/FUENTE DE LUZ LED

33390



chrome/
cromo

SMD **LED** 13W 3000K
600 Lm CRI>80
Driver ✓

33391




black/
negro

Body Metal
Diff Opal Glass

P.365
L

P.487
M



SMALL



33603



33604




33605

MINI MALLORCA

107

42 INCH









REMOTE CONTROL



INCLINING ROOF

FINISHES/ACABADOS

Ref.	Body	Blades
33603	 white/blanco	 white+maple/ blanco+arce
33604	 matt nickel/ níquel mate	 grey+black/ gris+negro
33605	 dark brown/ marrón oscuro	 dark brown+ reddish cherry/ marrón oscuro+cerezo rojizo

GENERAL FEATURES/INFO GENERAL

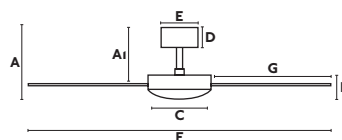
Body Steel/Acero
Reversible Blades (3) MDF Wood/Madera MDF

MOTOR FEATURES/INFO MOTOR

W 10-21-41
RPM 80-145-180
Airflow 64,16 m³ min/2265 CFM
Voltage (V/Hz) 220-240/50

OPT. DOWNROD/TIJAS OPC. P. 541

MEASUREMENTS/MEDIDAS



A	AI	B	C	D	E	F	G
235/9,3"	200/7,9"	90/3,5"	ø220/8,6"	60/2,3"	ø130/5,1"	ø1070/42,1"	420/16,5"

P.467
L





OBOE

105
41 INCH

ALL
YEAR ROUND



FINISHES/ACABADOS

Ref.	Body	Blades
33610	 white/blanco	 white+maple/ blanco+arce

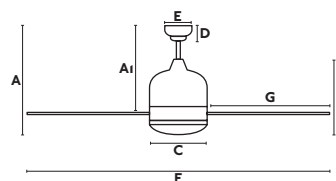
GENERAL FEATURES/INFO GENERAL

Body Steel/Acero
Reversible Blades (3) MDF Wood/Madera MDF
3 Speed Fan Control

MOTOR FEATURES/INFO MOTOR

W 8-22-38
RPM 85-140-180
Airflow 64,16 m³ min/3849,6 CFM
Voltage (V/Hz) 220-240/50

MEASUREMENTS/MEDIDAS



A	AI	B	C	D	E	F	G
360/14,17"	270/10,6"	220/8,63"	160/6,3"	60/2,35"	Ø130/5,1"	Ø1050/41,34"	420/16,5"



FACTORY

106
42 INCH

ALL
YEAR ROUND



FINISHES/ACABADOS

Ref.	Body	Blades
3361I	 aluminium aluminio	 grey+black gris+negro

GENERAL FEATURES/INFO GENERAL

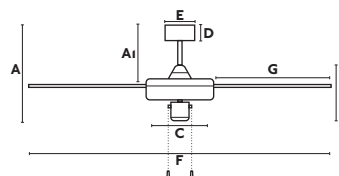
Body Steel/Acero
Reversible Blades (3) MDF Wood/Madera MDF
3 Speed Fan Control

MOTOR FEATURES/INFO MOTOR

W 20-29-42
RPM 80-140-190
Airflow 109 m³ min/3849.6 CFM
Voltage (V/Hz) 220-240/50

OPT. DOWNROD/TIJAS OPC. P. 54I

MEASUREMENTS/MEDIDAS



A	AI	B	C	D	E	F	G
300/11,8"	157/6,88"	160/6,29"	170/6,69"	60/2,35"	Ø130/5,1"	Ø1060/41,7"	420/16,5"

SMALL



MINI INDUS

92
36 INCH



FINISHES/ACABADOS

Ref.	Body	Blades
330II	 white/blanco	 white/blanco

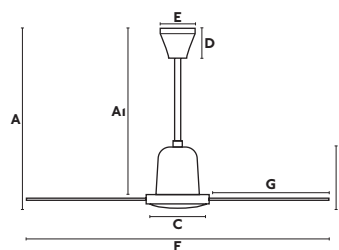
GENERAL FEATURES/INFO GENERAL

Body Steel/Acero
Blades (3) Steel/Acero

MOTOR FEATURES/INFO MOTOR

W 10-13-17-22-43
RPM 183-225-272-299-330
Airflow 74,56 m³ min/2633 CFM
Voltage (V/Hz) 220-240/50

MEASUREMENTS/MEDIDAS



A	AI	B	C	D	E	F	G
483/19"	440/17,3"	160/6,29"	Ø120/4,71"	120/4,71"	Ø145/5,7"	Ø920/36,2"	320/12,6"

P.477
L



P.499
M



*How to install the wall control? Visit faro.es/Visita faro.es para la instalación del regulador de pared



VEDRA

46
18 INCH



WALL
CONTROL





INCLINING
ROOF

FINISHES/ACABADOS

Ref.	Body	Blades
33450	 antique brass oro envejecido	 walnut/nogal

GENERAL FEATURES/INFO GENERAL

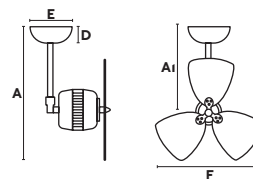
Body Aluminium/Aluminio
Blades (3) MDF Wood/Madera MDF
Remote control [33929/33937]  
Adjustable $\pm 90^\circ$



MOTOR FEATURES/INFO MOTOR


W 19-22-34-37
RPM 327-369-495-515
Airflow 58,11 m³ min/2052 CFM
Voltage (V/Hz) 220-240/50

MEASUREMENTS/MEDIDAS



A	AI	B	C	D	E	F	G
540/21.2"	450/17.7"	200/7.87"	100/3.93"	60/2.35"	Ø145/5.7"	Ø460/18.1"	200/17.9"

SMALL



33715



33720 NEW




KEIKI

43
17 INCH

ALL
YEAR ROUND



FINISHES/ACABADOS

Ref.	Body	Blades
33715	 brown/marrón	 brown/marrón
33720 NEW	 white/blanco	 white/blanco

GENERAL FEATURES/INFO GENERAL

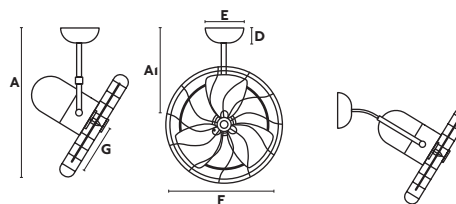
Body Steel/Acero
Blades (3) Plywood/Madera Ply
Ceiling & Wall
Adjustable 45° 20°



MOTOR FEATURES/INFO MOTOR

W 10-19-28
RPM 380-640-890
Airflow 36,6l m³ min/ 1363 CFM
Voltage (V/Hz) 220-240/50

MEASUREMENTS/MEDIDAS



A	AI	B	C	D	E	F	G
505/19,9"	440/17,3"	-	-	55/2,1"	ø150/5,11"	ø430/16,9"	150/5,90"

SMALL

*How to install the wall control? Visit faro.es/Visita faro.es para la instalación del regulador de pared

ACCE SSO RIES



300MM/11,8IN

- **33904** white /blanco
- **33959** grey/gris
- **33960** old gold/oro envejecido
- **33962** brown/marrón
- **33965** satin nickel/níquel satinado

Body Metal



400MM/15,7IN

- **33944** white/blanco
 - **33948** matt nickel/níquel mate
- Body Metal



500MM/19,7IN

- **33954** white/blanco
- **33957** old gold/oro envejecido
- **33958** chrome/cromo
- **33964** brown/marrón
- **33971** satin nickel/níquel satinado

Body Metal

REMOTE CONTROLS

BATTERY

FREQUENCY

MATERIAL

INFO



33929

1x9V ⊗

50/60Hz

Body PVC

-



33937

4xAAA ⊗

50/60Hz

Body PVC



**WALL CONTROL
3 SPEEDS**



33928

-

-

Body ABS

-

*The wall control is not compatible with the remote control at same time, El regulador de pared no se puede usar al mismo tiempo que el mando a distancia

CHAIN



33907















-






-





















-








300mm/11,8»











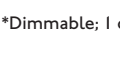
LAMPS & DRIVERS

GU 10		Ref.	Socket	K	lm	CRI	I.E.E.	W	Angle°	Dimm	V	Hz	Hrs.	Caract	mm/''
	17328	GU10	2700	600	≥80	A+	7	120°	–	–	220-240	50	25.000	–	ø50/1,9" 55/2,3"
	17329	GU10	4000	650	≥80	A+	7	120°	–	–	220-240	50	25.000	–	ø50/1,9" 55/2,3"
	17330	GU10	3000	540	≥80	A+	7	38°	–	–	220-240	50	25.000	Glass	ø53/1,9" 53/2,1"
	17309	GU10	3000	500	>90	A+	7	40°	–	–	220-240	50/60	25.000	–	ø50/1,9" 54/2,1"
	17316	GU10	2700	450	≥80	A+	8	38°	–	–	100-240	50/60	25.000	–	ø50/1,9" 50/1,9"
	17317	GU10	4000	480	≥80	A+	8	38°	–	–	220-240	50/60	25.000	–	ø50/1,9" 50/1,9"
	17320	GU10	2700	500	≥80	A+	8	60°	–	–	100-240	50/60	25.000	–	ø50/1,9" 50/1,9"
	17321	GU10	4000	520	≥80	A+	8	60°	–	–	100-240	50/60	25.000	–	ø50/1,9" 50/1,9"
	17318	GU10	2700	450	≥80	A+	8	38°	✓	–	100-240	50/60	25.000	–	ø50/1,9" 54/2,1"
	17319	GU10	4000	480	≥80	A+	8	38°	✓	–	220-240	50/60	25.000	–	ø50/1,9" 54/2,1"
	17324	GU10	2700	500	≥80	A+	8	60°	–	–	100-240	50/60	25.000	–	ø50/1,9" 54/2,1"
	17325	GU10	4000	520	≥80	A+	8	60°	–	–	100-240	50/60	25.000	–	ø50/1,9" 50/1,9"
	17331	GU10	2700	500	≥80	A+	8	60°	✓	–	220-240	50/60	25.000	–	ø50/1,9" 54/2,1"
	17332	GU10	4000	520	≥80	A+	8	60°	✓	–	220-240	50/60	25.000	–	ø50/1,9" 54/2,1"


G45		Ref.	Socket	K	lm	CRI	I.E.E.	W	Dimm	V	Hz	Hrs.	Caract	mm/''
	17471	E27	4000	30	–	A+	I	A+	–	220-240	50/60	25.000	Coloured glass	ø45/1,7" 66/2,6"
	17472	E27	–	30	–	A+	I	A+	–	220-240	50/60	25.000	Coloured glass	ø45/1,7" 66/2,6"
	17473	E27	–	30	–	A+	I	A+	–	220-240	50/60	25.000	Coloured glass	ø45/1,7" 66/2,6"
	17474	E27	–	30	–	A+	I	A+	–	220-240	50/60	25.000	Coloured glass	ø45/1,7" 66/2,6"
	17475	E27	–	30	–	A+	I	A+	–	220-240	50/60	25.000	Coloured glass	ø45/1,7" 66/2,6"

C35	Ref.	Socket	K	lm	CRI	I.E.E.	W	Angle°	Dimm	V	Hz	Hrs.	Caract	mm/"
	I7460	E14	2700	450	≥80	A++	4	360°	—	220-240	50/60	25.000	Matt glass	ø35/1,3" 100/4"
G45														
	I7461	E14	2700	450	≥80	A++	4	360°	—	220-240	50/60	25.000	Matt glass	ø45/1,7" 78/3,1"
	I7462	E27	2700	450	≥80	A++	4	360°	—	220-240	50/60	25.000	Matt glass	ø45/1,7" 70/2,7"
	I7492	E27	4000	470	≥80	A++	4	360°	—	220-240	50/60	25.000	Matt glass	ø45/1,7" 70/2,7"
T45														
	I7437	E27	3000	550	≥80	A++	5	360°	—	220-240	50/60	25.000	Matt glass	ø45/1,7" 72/2,7"
A60														
	I7463	E27	2700	800	≥80	A++	7	360°	—	220-240	50/60	25.000	Matt glass	ø60/2,3" 102/4"
	I7484	E27	4000	830	≥80	A++	7	360°	—	220-240	50/60	25.000	Matt glass	ø60/2,3" 102/4"
	I7485	E27	2700	900	≥80	A++	8	360°	✓	220-240	50/60	25.000	Matt glass	ø60/2,3" 102/4"
	I7486	E27	4000	950	≥80	A++	8	360°	✓	220-240	50/60	25.000	Matt glass	ø60/2,3" 102/4"
	I7063	E27	2700	640	≥80	A+	8	270°	—	220-240	50/60	25.000	Polycarbonate	ø60/2,3" 110/4,3"
	I7064	E27	4000	680	≥80	A+	8	270°	—	220-240	50/60	25.000	Polycarbonate	ø60/2,3" 110/4,3"
	I7067	E27	2700	810	≥80	A+	10	270°	✓	220-240	50/60	25.000	Polycarbonate	ø60/2,3" 120/4,7"
A65														
	I7062	E27	4000	1020	≥80	A+	10	270°	—	220-240	50/60	30.000	Polycarbonate/ Sensor	ø65/2,5" 125/5"
G95														
	I7464	E27	2700	800	≥80	A++	6	360°	—	220-240	50/60	25.000	Matt glass	ø95/3,7" 138/5,4"
	I7482	E27	2700	900	≥80	A++	8	360°	✓	220-240	50/60	25.000	Matt glass	ø95/3,7" 130/5,1"
	I7483	E27	4000	950	≥80	A++	8	360°	✓	220-240	50/60	25.000	Matt glass	ø95/3,7" 130/5,1"
G120														
	I7478	E27	2700	1600	≥80	A+	19	270°	—	220-240	50/60	25.000	Polycarbonate	ø120/4,7" 155/6,1"
	I7479	E27	2700	1600	≥80	A+	19	270°	—	220-240	50/60	25.000	Polycarbonate	ø120/4,7" 155/6,1"
	I7480	E27	4000	1700	≥80	A+	19	270°	✓	220-240	50/60	25.000	Polycarbonate	ø120/4,7" 155/6,1"
G125														
	I7465	E27	2700	800	≥80	A++	6	360°	—	220-240	50/60	25.000	Matt glass	ø125/4,9" 175/6,8"



C35	Ref.	Socket	K	lm	CRI	I.E.E.	W	Angle°	Dimm	V	Hz	Hrs.	Caract	mm/"
	17418	E14	2700	220	≥80	A++	2	360°	—	220-240	50/60	25.000	Filament	ø35/1,4" 100/3,9"
F35														
	17419	E14	2700	220	≥80	A++	2	360°	—	220-240	50/60	25.000	Filament	ø35/1,3" 125/4,9"
G45														
	17417	E27	2700	220	≥80	A++	2	360°	—	220-240	50/60	25.000	Filament	ø45/1,7" 70/2,7"
A60														
	17420	E27	2700	470	≥80	A++	4	360°	—	220-240	50/60	25.000	Filament	ø60/2,3" 105/4,7"
ST64														
	17422	E27	2700	470	≥80	A++	4	360°	—	220-240	50/60	25.000	Filament	ø64/2,5" 146/5,7"
G95														
	17415	E27	2700	470	≥80	A++	4	360°	—	220-240	50/60	25.000	Filament	ø95/3,7" 138/5,4"
G125														
	17423	E27	2700	460	≥80	A++	4	360°	—	220-240	50/60	25.000	Filament	ø125/4,9" 175/6,8"

T30	Ref.	Socket	K	lm	CRI	I.E.E.	W	Angle°	Dimm	V	Hz	Hrs.	Caract	mm/"
	17445	E27	2700	550	≥80	A+	6	360°	—	220-240	50/60	25.000	Filament Amber	ø28/1,1" 300/11,8"
C35														
	17427	E14	2200	200	—	A++	2	360°	—	220-240	50/60	25.000	Filament Amber	ø36/1,4" 100/3,9"
G45														
	17413	E14	2200	200	—	A++	2	360°	—	220-240	50/60	25.000	Filament Amber	ø45/1,7" 78/3,1"
	17414	E27	2200	200	—	A++	2	360°	—	220-240	50/60	25.000	Filament Amber	ø45/1,7" 70/2,7"
	17493	E27	2200	300	—	A+	4	360°	✓	220-240	50/60	25.000	Filament Amber	ø45/1,7" 70/2,7"
A60														
	17426	E27	2200	400	—	A++	4	360°	—	220-240	50/60	25.000	Filament Amber	ø56/2,2" 102/4"
	17432	E27	2200	400	—	A+	5	360°	✓	220-240	50/60	25.000	Filament Amber	ø56/2,2" 102/4"
	17514	E27	2200	550	—	A+	6	360°	*✓	220-240	50/60	20.000	Filament Amber	ø60/2,3" 105/4,7"
ST64														
	17428	E27	2200	400	—	A++	4	360°	—	220-240	50/60	25.000	Filament Amber	ø64/2,5" 146/5,7"
	17433	E27	2200	400	—	A+	5	360°	✓	220-240	50/60	25.000	Filament Amber	ø64/2,5" 146/5,7"
SP64														
	17409	E27	2000	250	—	A	5	360°	—	220-240	50/60	25.000	Filament Amber	ø64/2,5" 146/5,7"

*Dimmable; 1 click 100% 2 clicks 50% 3 clicks 25%

G95 SP	Ref.	Socket	K	lm	CRI	I.E.E.	W	Angle°	Dimm	V	Hz	Hrs.	Caract	mm/"
	17408	E27	2000	250	–	A	5	360°	✓	220-240	50/60	25.000	Filament Amber	ø95/3,7" 130/5,1"


G95

	17429	E27	2200	400	–	A++	4	360°	–	220-240	50/60	25.000	Filament Amber	ø95/3,7" 138/5,3"
	17515	E27	2200	550	–	A+	6	360°	*✓	220-240	50/60	25.000	Filament Amber	ø95/3,7" 130/5,4"

D 120 DIAMOND

	17435	E27	2200	350	–	A+	4	360°	–	220-240	50/60	25.000	Filament Amber	ø110/4,3" 145/5,7"
---	-------	-----	------	-----	---	----	---	------	---	---------	-------	--------	----------------	-----------------------

G 125

	17434	E27	2200	400	–	A+	5	360°	✓	220-240	50/60	25.000	Filament Amber	ø125/4,9" 175/6,8"
	17425	E27	2200	400	–	A++	4	360°	–	220-240	50/60	25.000	Filament Amber	ø125/4,9" 175/6,8"

A 160

	17447	E27	2000	280	–	A+	5	360°	✓	220-240	50/60	25.000	Filament Amber	ø160/6,3" 300/11,8"
---	-------	-----	------	-----	---	----	---	------	---	---------	-------	--------	----------------	------------------------

BT 180

	17449	E27	2000	400	–	A+	8	360°	✓	220-240	50/60	25.000	Filament Amber	ø160/6,3" 390/15,3"
---	-------	-----	------	-----	---	----	---	------	---	---------	-------	--------	----------------	------------------------

G200

	17448	E27	2000	280	–	A+	5	360°	✓	220-240	50/60	25.000	Filament Amber	ø200/7,8" 300/11,8"
---	-------	-----	------	-----	---	----	---	------	---	---------	-------	--------	----------------	------------------------

*Dimmable; 1 click 100% 2 clicks 50% 3 clicks 25%

A55

A55	Ref.	Socket	K	lm	CRI	I.E.E.	W	Angle°	Dimm	V	Hz	Hrs.	Caract	mm/"
	17270	E27	2700	330	≥80	A+	4	280°	–	220-240	50/60	10.000	Mirror	ø56/2,2" 100/3,9"

A60

	17496	E27	2700	470	≥80	A++	4	360°	–	220-240	50/60	25.000	Gold	ø60/2,3" 102/4"
---	-------	-----	------	-----	-----	-----	---	------	---	---------	-------	--------	------	--------------------

G95



	17271	E27	2700	400	≥80	A++	4	180°	–	220-240	50/60	25.000	Mirror	ø95/3,7" 128/5"
---	-------	-----	------	-----	-----	-----	---	------	---	---------	-------	--------	--------	--------------------

T26

	17446	E14	2700	120	≥80	A++	1	360°	–	220-240	50/60	25.000	LED	ø25/0,1" 58/2,3"
---	-------	-----	------	-----	-----	-----	---	------	---	---------	-------	--------	-----	---------------------

R7S



	17497	JP117	2700	800	≥80	A++	8	360°	–	220-240	50/60	25.000	LED	ø13,5/0,53" 118/4,65"
---	-------	-------	------	-----	-----	-----	---	------	---	---------	-------	--------	-----	--------------------------

G4	Ref.	Socket	K	lm	CRI	I.E.E.	W	Angle°	Dimm	V	Hz	Hrs.	Caract	mm/"
	17487	G4	3000	180	≥80	A++	1,6	360°	–	12 AC	–	25.000	LED	ø10/0,4" 37/1,4"
	17494	G4	3000	90	≥80	A++	1,5	360°	–	12 AC	50/60	25.000	LED	ø11/0,5" 33/1,3"




G9

	17481	G9	3000	220	≥80	A++	2	360°	–	220-240	50/60	25.000	Glass	ø13/0,5" 48/1,9"
	17443	G9	2700	350	≥80	A++	3,5	360°	–	220-240	50/60	25.000	–	ø15/0,6" 50/1,9"
	17444	G9	4000	350	≥80	A++	3,5	360°	–	220-240	50/60	25.000	–	ø15/0,6" 50/1,9"
	17468	G9	2700	350	≥80	A++	3,5	360°	✓	220-240	50/60	25.000	–	ø16/0,7" 50/1,9"
	17495	G9	3000	420	≥80	A++	3,5	360°	–	220-240	50/60	25.000	–	ø13/0,5" 58/3,3"
	17466	G9	2700	500	≥80	A++	5	360°	–	220-240	50/60	25.000	–	ø16/0,7" 60/2,3"
	17467	G9	4000	500	≥80	A++	5	360°	–	220-240	50/60	25.000	–	ø16/0,7" 60/2,3"

PAR 30

	17403	E27	2700	1440	≥80	A+	18	40°	–	100-240	50/60	30.000	–	ø94/3,2" 110/4,3"
	17404	E27	2700	700	≥80	A	15	30°	–	230	50/60	30.000	–	ø95/3,7" 120/4,7"

PAR38

	17399	E27	4000	400	–	A+	10	60°	–	220-240	50/60	30.000	–	ø120/4,7" 134/5,2"
	17400	E27	4000	850	≥80	A+	10	60°	–	220-240	50/60	30.000	–	ø120/4,7" 140/5,5"
	17398	E27	3000	810	≥80	A+	12	23°	–	100-240	50/60	25.000	IP65	ø120/4,7" 134/5,2"


R63

	17476	E27	2700	700	≥80	A+	8	120°	–	220-240	50/60	25.000	LED	ø63/2,5" 102,5/4"
--	-------	-----	------	-----	-----	----	---	------	---	---------	-------	--------	-----	----------------------

R80

	17477	E27	2700	1050	≥80	A+	12	120°	–	220-240	50/60	25.000	LED	ø80/3,1" 112,5/4,4"
--	-------	-----	------	------	-----	----	----	------	---	---------	-------	--------	-----	------------------------

3U

	17438	E27	2800	855	≥70	A+	9	360°	–	110-240	50/60	20.000	LED	ø45/1,7" 138/5,4"
--	-------	-----	------	-----	-----	----	---	------	---	---------	-------	--------	-----	----------------------

JP118


	17490	R7s	2700	1000	≥80	A+	12	–	–	220-240	50/60	25.000	LED	ø23/0,9" 118/4,6"
	17491	R7s	4000	1050	≥80	A+	12	–	–	220-240	50/60	25.000	LED	ø23/0,9" 118/4,6"

JP78

	17488	R7s	2700	600	≥80	A+	7	–	–	220-240	50/60	25.000	LED	ø23/0,9" 78/3,07"
	17489	R7s	4000	650	≥80	A+	7	–	–	220-240	50/60	25.000	LED	ø23/0,9" 78/3,07"

GX53

	17340	GX53	3000	470	≥80	A+	6	–	–	220-240	50/60	25.000	LED	ø76/2,9" 26/1,2"
--	-------	------	------	-----	-----	----	---	---	---	---------	-------	--------	-----	---------------------

DRIVERS	W	V INPUT	FREQUENCY	CURRENT
46060	3W	240V	50/60Hz	350mA
46061	16W	240V	50/60Hz	350mA
TRANSFORMERS				
46067	20W	240V	50/60Hz	24VDC
ELECTRONIC GEAR				
43070	60W	220-240V	50/60Hz	11,5V
MAGNETIC GEAR ELT				
98101050	50W	220-240V	50/60Hz	-
SENSOR IP44				
 73115 white/blanco	MAX. 800W	220-240V	50/60Hz	-
CONNECTION BOX IP68				
75800	-	-	-	-
CONNECTION BOX T IP68				
75801	-	-	-	-
SOCKET MR 16				
4R033	-	-	-	-
SOCKET GU 10				
43065	-	-	-	-




TE
CH

SALES CONDITIONS

PRICES

Prices established in this price list cancel all the previous ones and can be modified without notice. Conditions, characteristics and product prices set in this price list are the current ones on the printing date unless misprint and are subject to possible modifications. Prices set in this price list cancel all the previous ones and can be modified without notice. Taxes and rates charged in our invoices will be met by the buyer. The catalogue prices are public prices. VAT IS NOT INCLUDED IN THIS PRICE LIST. Valid prices for Germany, Belgium, Spain, France, Greece, Holland and Portugal.

COLOR CODE OF EURO COLUMN

	Products from standard range.
	Products of the range 1.
	Products of the range 2.

DELIVERIES AND INSURANCE

Before taking on the expedition, the buyer should make sure that all bulks are in perfect conditions. If any anomaly, waste or breakage is detected, opening in the presence of a transport company agent or an insurance company agent should be done.

PRECIOS

Las condiciones, características y precios de los productos que aparecen en esta tarifa son los vigentes a la fecha de impresión salvo error tipográfico y están sujetos a posibles modificaciones. Los precios señalados en esta tarifa anulan todos los anteriores y pueden ser modificados sin previo aviso. Serán a cargo del comprador cuantos impuestos y tasas graven la operación objeto de nuestras facturas. Los precios mostrados son precios de venta al público (PVP). IVA NO INCLUIDO EN TARIFA. Tarifa válida para Alemania, Bélgica, España, Francia, Grecia, Holanda y Portugal.

CÓDIGO DE COLORES DE LA COLUMNA EURO

	Productos gama estándar.
	Productos gama 1.
	Productos gama 2.

ENVIOS Y SEGUROS

Antes de hacerse cargo de la expedición, el comprador deberá asegurarse de que los bultos están en perfectas condiciones. En caso de detectar alguna anomalía, merma o rotura deberá exigir su apertura en presencia de algún agente de la compañía de transportes o de la compañía aseguradora en su caso.

PRIX

Les conditions, caractéristiques et prix des produits qui apparaissent dans ces tarifs sont ceux en vigueur à la date d'impression sauf erreur typographique et sont susceptibles de modifications. Les prix indiqués dans ces tarifs annulent tous les prix antérieurs et peuvent être modifiés sans préavis. Les impôts et les taxes seront à la charge de l'acheteur grévant l'opération objet de nos factures. Les prix du catalogue sont les prix de vente public. TVA NON COMPRISE DANS LES TARIFS. Tarifs valables pour l'Allemagne, la Belgique, l'Espagne, la France, la Grèce, la Hollande et le Portugal.

CODE COULEUR DE LA COLONNE EURO

	Produits de la gamme standard.
	Produits gamme 1.
	Produits gamme 2.

ENVOIS ET ASSURANCES

Avant de se faire responsable de l'expédition, l'acheteur devra s'assurer que les colis sont en parfaites conditions. S'il détecte une anomalie, une perte ou une rupture, celui-ci devra exiger l'ouverture en présence d'un agent de l'entreprise de transport ou de la compagnie d'assurance.

CONDICIONES DE VENTA

DELIVERY TERMS

Delivery terms are approximate and start from the order approval date on the part of LOREFAR, S.L.

CLAIMS AND RETURNS

Claims should be done within 8 days from the merchandise reception. No returns which have not previously been accepted by LOREFAR, S.L. will be admitted. Merchandise not delivered in perfect conditions and free of charge will not be accepted. Returns will be accepted if faulty merchandise, not due to broken glass or missing components previous notice to LOREFAR S.L. In such cases, please get in touch with us so that we can urgently deliver required parts.

Changes or returns of merchandise in good conditions will not be accepted. In case of explicit acceptance by LOREFAR, S.L., 20% for depreciation and merchandise sorting will be charged when receiving and checking.

SAMPLES

Samples will be completely paid when returning provided that they are in perfect conditions.

PRODUCTS

All products shown in this catalogue are supplied individually (accessories, equipments and lamps). Acceptance of our invoices or delivery notes and mentioned merchandise by the buyer, means implicit consent to our general sales conditions.

PLAZOS DE ENTREGA

Los plazos de entrega se entienden aproximados y empiezan a contar desde la fecha de aceptación del pedido por parte de LOREFAR S.L.

RECLAMACIONES Y DEVOLUCIONES

Las reclamaciones deberán hacerse dentro de los ocho días siguientes a la recepción de la mercancía. No se admitirá ninguna devolución que no haya sido previamente aceptada por LOREFAR S.L., ni mercancía que no sea entregada en perfecto estado y libre de todo gasto. Previa comunicación a LOREFAR S.L. se aceptará la mercancía devuelta por defectuosa, nunca por cristales rotos o falta de algún componente. En estos casos rogamos pongan en contacto con nosotros para enviarles urgentemente las piezas requeridas. No se admitirán cambios ni devoluciones de mercancía en buen estado. En caso de aceptación explícita por parte de LOREFAR S.L., a su recepción y comprobación se emitirá un cargo del 20% en concepto de depreciación y clasificación de la mercancía.

MUESTRAS

Las muestras se abonarán completamente a su devolución, siempre que se encuentren en perfecto estado.

PRODUCTOS

Todos los productos que se muestran en este catálogo se suministran unitariamente (accesorios, equipos y lámparas). La aceptación por parte del comprador de nuestras facturas o albaranes y de las mercancías allí reseñadas, supone su conformidad implícita a nuestras condiciones generales de venta.

DÉLAIS DE LIVRAISON

Les délais de livraison sont approximatifs et commencent à courir à partir de la date d'acceptation de la commande de la part de LOREFAR S.L.

RÉCLAMATIONS ET RENVOIS

Les réclamations devront être réalisées dans les huit jours suivants la réception de la marchandise. Aucun renvoi non préalablement accepté par LOREFAR S.L. ne sera admis, ni aucune marchandise non livrée en parfait état et libre de tout frais. Après communication préalable à LOREFAR S.L. la marchandise défectueuse sera renvoyée, mais dans le cas de verres brisés ou de l'absence d'un composant. Dans ces cas nous vous prions de prendre contact avec nous afin que nous vous envoyions de manière urgente les pièces demandées. Les changements ou les retours de marchandises en bon état ne seront pas admis. En cas d'acceptation explicite de la part de LOREFAR S.L., lors de sa réception et de sa vérification un coût de 20% en concept de dépréciation et de classification de la marchandise sera facturé.

ÉCHANTILLONS

Les échantillons seront complètement payés lors de leur renvoi, toujours à condition qu'ils soient en bon état.

PRODUITS

Tous les produits de ce catalogue sont fournis unitairement (accessoires, équipements et lampes). L'acceptation de la part de l'acheteur de nos factures ou bordereaux et des marchandises signalées sur celles-ci, suppose sa conformité implicite à nos conditions générales de vente.



TECH

554.
TRACK PROJECTORS

578.
RECESSED

608.
SURFACE & SUSPENDED

634.
EBLUE

636.
LEDSTRIPS

640.
LAMPS & GEARS

FUGA



LED projector with tubular format.

The electrical equipment is housed in the body of the projector. As there is no suspended gearbox, it can also be used in vertical installations.

When we place the projector completely vertical, the seat post is hidden inside the projector.

Proyector LED de formato tubular.

El equipo eléctrico se aloja en el cuerpo del proyector. Al no tener caja porta equipos suspendida, se puede utilizar también en instalaciones verticales.

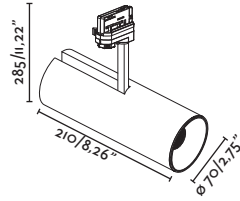
Cuando colocamos el proyector totalmente vertical la tija queda escondida dentro del proyector.



Our projectors FUGA incorporate Vossloh components, to offer the latest technology available in the market and the most efficient LED. Nuestros proyectores FUGA incorporan componentes Vossloh, para poder ofrecer la última tecnología disponible en el mercado y los led más eficientes.

FUGA SMALL

LED



7 W Driver included

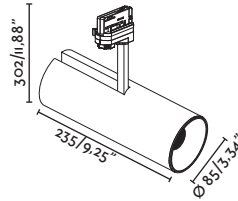
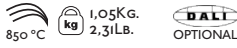
CRI82	850 lm	2700K	24°	011100101 ○
				011100102 ●
CRI85	915 lm	3000K	24°	011100301 ○
				011100302 ●
	950 lm	4000K	24°	011100501 ○
				011100502 ●
		60°	011100601 ○	
			60°	011100602 ●

12 W Driver included

CRI82	1360 lm	2700K	24°	011100701 ○
				011100702 ●
CRI85	1465 lm	3000K	24°	011100901 ○
				011100902 ●
	1525 lm	4000K	24°	011101101 ○
				011101102 ●
		60°	011101201 ○	
			60°	011101202 ●

FUGA MEDIUM

LED



12 W Driver included				
CRI82	1565 lm	2700K	24°	011 200101 ○ 011 200102 ●
			60°	011 200201 ○ 011 200202 ●
CRI85	1685 lm	3000K	24°	011 200301 ○ 011 200302 ●
			60°	011 200401 ○ 011 200402 ●
CRI85	1750 lm	4000K	24°	011 200501 ○ 011 200502 ●
			60°	011 200601 ○ 011 200602 ●
18 W Driver included				
CRI82	2100 lm	2700K	24°	011 200701 ○ 011 200702 ●
			60°	011 200801 ○ 011 200802 ●
CRI85	2260 lm	3000K	24°	011 200901 ○ 011 200902 ●
			60°	011 201001 ○ 011 201002 ●
CRI85	2350 lm	4000K	24°	011 201101 ○ 011 201102 ●
			60°	011 201201 ○ 011 201202 ●
17 W Driver included				
CRI95	1810 lm	2700K	24°	011 201301 ○ 011 201302 ●
			60°	011 201401 ○ 011 201402 ●
CRI95	1920 lm	3000K	24°	011 201501 ○ 011 201502 ●
			60°	011 201601 ○ 011 201602 ●
CRI95	2110 lm	4000K	24°	011 201701 ○ 011 201702 ●
			60°	011 201801 ○ 011 201802 ●
24 W Driver included				
CRI95	2470 lm	2700K	24°	011 201901 ○ 011 201902 ●
			60°	011 202001 ○ 011 202002 ●
CRI95	2615 lm	3000K	24°	011 202101 ○ 011 202102 ●
			60°	011 202201 ○ 011 202202 ●
CRI95	2875 lm	4000K	24°	011 202301 ○ 011 202302 ●
			60°	011 202401 ○ 011 202402 ●

DALI OPTION

Add a D at the end of the ref. e.g.: 011 200101 D

DALI OPTION

Add a D at the end of the ref. e.g.: 011 200701 D

DALI OPTION

Add a D at the end of the ref. e.g.: 011 201301 D

DALI OPTION

Add a D at the end of the ref. e.g.: 011 201901 D




HIGH EFFICIENCY LED

24 W Driver included

CRI82	3145 lm	2700K	24°	011 202501 ○ 011 202502 ●	<p>DALI OPTION</p> <p>Add a D at the end of the ref. e.g.: 011 202501 D</p>
			60°	011 202601 ○ 011 202602 ●	
CRI85	3385 lm	3000K	24°	011 202701 ○ 011 202702 ●	
			60°	011 202801 ○ 011 202802 ●	
	3515 lm	4000K	24°	011 202901 ○ 011 202902 ●	
			60°	011 203001 ○ 011 203002 ●	

FOOD LIGHTING LED

24 W Driver included

CRI85	1900 lm	fruits		24°	011 203101 ○ 011 203102 ●	<p>DALI OPTION</p> <p>Add a D at the end of the ref. e.g.: 011 203101 D</p>
				60°	011 203201 ○ 011 203202 ●	
	1960 lm	fish		24°	011 203301 ○ 011 203302 ●	
				60°	011 203401 ○ 011 203402 ●	
CRI70	1790 lm	meat		24°	011 203501 ○ 011 203502 ●	
				60°	011 203601 ○ 011 203602 ●	

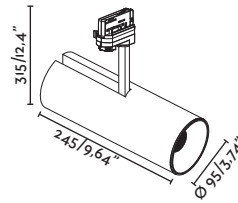
RETAIL LIGHTING LED

17 W Driver included

CRI95	1956 lm	PEARL WHITE 3100 K	20°	011 203701 ○ 011 203702 ●	<p>DALI OPTION</p> <p>Add a D at the end of the ref. e.g.: 011 203701 D</p>
			56°	011 203801 ○ 011 203802 ●	
CRI95	2635 lm	PEARL WHITE 3100 K	20°	011 203901 ○ 011 203902 ●	<p>DALI OPTION</p> <p>Add a D at the end of the ref. e.g.: 011 203901 D</p>
			56°	011 204001 ○ 011 204002 ●	

FUGA LARGE

LED



18 W Driver included

CRI82	1565 lm	2700K	24°	011 300101 <input type="radio"/>	011 300102 <input checked="" type="radio"/>	<p>DALI OPTION</p> <p>Add a D at the end of the ref. e.g.: 011 300101D</p>
			60°	011 300201 <input type="radio"/>	011 300202 <input checked="" type="radio"/>	
CRI85	1685 lm	3000K	24°	011 300301 <input type="radio"/>	011 300302 <input checked="" type="radio"/>	
			60°	011 300401 <input type="radio"/>	011 300402 <input checked="" type="radio"/>	
	1750 lm	4000K	24°	011 300501 <input type="radio"/>	011 300502 <input checked="" type="radio"/>	
			60°	011 300601 <input type="radio"/>	011 300602 <input checked="" type="radio"/>	

25 W Driver included

CRI82	2100 lm	2700K	24°	011 300701 <input type="radio"/>	011 300702 <input checked="" type="radio"/>	<p>DALI OPTION</p> <p>Add a D at the end of the ref. e.g.: 011 300701D</p>
			60°	011 300801 <input type="radio"/>	011 300802 <input checked="" type="radio"/>	
CRI85	2260 lm	3000K	24°	011 300901 <input type="radio"/>	011 300902 <input checked="" type="radio"/>	
			60°	011 301001 <input type="radio"/>	011 301002 <input checked="" type="radio"/>	
	2350 lm	4000K	24°	011 301101 <input type="radio"/>	011 301102 <input checked="" type="radio"/>	
			60°	011 301201 <input type="radio"/>	011 301202 <input checked="" type="radio"/>	

CRI95

36 W Driver included

	1810 lm	2700K	24°	011 301901 <input type="radio"/>	011 301902 <input checked="" type="radio"/>	<p>DALI OPTION</p> <p>Add a D at the end of the ref. e.g.: 011 301901D</p>
			60°	011 302001 <input type="radio"/>	011 302002 <input checked="" type="radio"/>	
CRI95	1920 lm	3000K	24°	011 302101 <input type="radio"/>	011 302102 <input checked="" type="radio"/>	
			60°	011 302201 <input type="radio"/>	011 302202 <input checked="" type="radio"/>	
	2110 lm	4000K	24°	011 302301 <input type="radio"/>	011 302302 <input checked="" type="radio"/>	
			60°	011 302401 <input type="radio"/>	011 302402 <input checked="" type="radio"/>	

HIGH EFFICIENCY LED

36 W Driver included					
CRI82	3145 lm	2700K	24°	011 301 301 ○ 011 301 302 ●	DALI OPTION Add a D at the end of the ref. e.g.: 011 301 301 D
			60°	011 301 401 ○ 011 301 402 ●	
CRI85	3385 lm	3000K	24°	011 301 501 ○ 011 301 502 ●	
			60°	011 301 601 ○ 011 301 602 ●	
	3515 lm	4000K	24°	011 301 701 ○ 011 301 702 ●	
			60°	011 301 801 ○ 011 301 802 ●	

FOOD LIGHTING LED

24 W Driver included						
CRI85	1900 lm	fruits	●	24°	011 302 501 ○ 011 302 502 ●	DALI OPTION Add a D at the end of the ref. e.g.: 011 302 501 D
				60°	011 302 601 ○ 011 302 602 ●	
	1960 lm	fish	●	24°	011 302 701 ○ 011 302 702 ●	
				60°	011 302 801 ○ 011 302 802 ●	
CRI70	1790 lm	meat	●	24°	011 302 901 ○ 011 302 902 ●	
				60°	011 303 001 ○ 011 303 002 ●	
36 W Driver included						
CRI85	2725 lm	fruits	●	24°	011 303 101 ○ 011 303 102 ●	DALI OPTION Add a D at the end of the ref. e.g.: 011 303 101 D
				60°	011 303 201 ○ 011 303 202 ●	
	2810 lm	fish	●	24°	011 303 301 ○ 011 303 302 ●	
				60°	011 303 401 ○ 011 303 402 ●	
CRI70	2570 lm	meat	●	24°	011 303 501 ○ 011 303 502 ●	
				60°	011 303 601 ○ 011 303 602 ●	

RETAIL LIGHTING LED

24 W Driver included					
CRI95	1956 lm	PEARL WHITE 3100 K	24°	011 303 701 ○ 011 303 702 ●	DALI OPTION Add a D at the end of the ref. e.g.: 011 303 701 D
			60°	011 303 801 ○ 011 303 802 ●	
36 W Driver included					
CRI95	2635 lm	PEARL WHITE 3100 K	24°	011 303 901 ○ 011 303 902 ●	DALI OPTION Add a D at the end of the ref. e.g.: 011 303 901 D
			60°	011 304 001 ○ 011 304 002 ●	

SIGMA



Projector with integrated electrical equipment in the carcass of the luminaire. There is no need of using an equipment box and it makes it possible to be used and installed in a vertical or horizontal position.

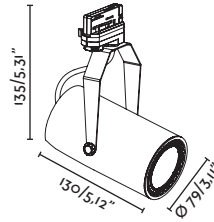
Proyector con el equipo eléctrico integrado en el propio cuerpo de la luminaria. No necesita la caja porta equipos y esto hace que se pueda utilizar en instalaciones verticales y horizontales.



Our projectors SIGMA incorporate Vossloh components, to offer the latest technology available in the market and the most efficient LED. Nuestros proyectores SIGMA incorporan componentes Vossloh, para poder ofrecer la última tecnología disponible en el mercado y los led más eficientes.

NANOSIGMA

LED



7 W Driver included

CRI82	850 lm	2700K	20°	011000102 ●
			56°	011000202 ●
CRI85	915 lm	3000K	20°	011000302 ●
			56°	011000402 ●
	950 lm	4000K	20°	011000502 ●
			56°	011000602 ●

12 W Driver included

CRI82	1360 lm	2700K	20°	011000702 ●
			56°	011000802 ●
CRI85	1465 lm	3000K	20°	011000902 ●
			56°	011001002 ●
	1525 lm	4000K	20°	011001102 ●
			56°	011001202 ●

Compatible con Directional Flaps 01 993002 (pág. 575)
 Suitable with Directional Flaps 01 993002 (pag. 575)

MINISIGMA

LED

IP20



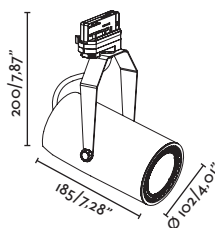
358°

180°

850 °C

1,12Kg.
2,47LB.

DALI
OPTIONAL



12 W Driver included				
CRI82	1565 lm	2700K	20°	010900102 ●
			56°	010900202 ●
CRI85	1685 lm	3000K	20°	010900302 ●
			56°	010900402 ●
	1750 lm	4000K	20°	010900502 ●
			56°	010900602 ●
18 W Driver included				
CRI82	2100 lm	2700K	20°	010900702 ●
			56°	010900802 ●
CRI85	2260 lm	3000K	20°	010900902 ●
			56°	010901002 ●
	2350 lm	4000K	20°	010901102 ●
			56°	010901202 ●

DALI OPTION

Add a D at the end of the ref.
e.g.: 010900102D

DALI OPTION

Add a D at the end of the ref.
e.g.: 010900702D

Suitable with Directional Flaps 01 993102 (pag. 575)
Compatible con Directional Flaps 01 993102 (pág. 575)

CRI95

17 W Driver included				
	1810 lm	2700K	20°	010901302 ●
			56°	010901402 ●
CRI95	1920 lm	3000K	20°	010901502 ●
			56°	010901602 ●
	2110 lm	4000K	20°	010901702 ●
			56°	010901802 ●
24 W Driver included				
	2470 lm	2700K	20°	010901902 ●
			56°	010902002 ●
CRI95	2615 lm	3000K	20°	010902102 ●
			56°	010902202 ●
	2875 lm	4000K	20°	010902302 ●
			56°	010902402 ●

DALI OPTION

Add a D at the end of the ref.
e.g.: 010901302D

DALI OPTION

Add a D at the end of the ref.
e.g.: 010901902D

Suitable with Directional Flaps 01 993102 (pag. 575)
Compatible con Directional Flaps 01 993102 (pág. 575)

HIGH EFFICIENCY LED

24 W Driver included

CRI82	3145 lm	2700K	20°	010902502 ●	DALI OPTION Add a D at the end of the ref. e.g.: 010902502D
			56°	010902602 ●	
CRI85	3385 lm	3000K	20°	010902702 ●	
			56°	010902802 ●	
	3515 lm	4000K	20°	010902902 ●	
			56°	010903002 ●	

Suitable with Directional Flaps 01993102 (pág. 575)
Compatible with Directional Flaps 01993102 (pág. 575)

FOOD LIGHTING LED

24 W Driver included

CRI85	1900 lm	fruits	●	20°	010903102 ●	DALI OPTION Add a D at the end of the ref. e.g.: 010903102D
				56°	010903202 ●	
	1960 lm	fish	●	20°	010903302 ●	
				56°	010903402 ●	
CRI70	1790 lm	meat	●	20°	010903502 ●	
				56°	010903602 ●	

Suitable with Directional Flaps 01993102 (pág. 575)
Compatible with Directional Flaps 01993102 (pág. 575)

RETAIL LIGHTING LED

17 W Driver included

CRI95	1956 lm	PEARL WHITE 3100 K	20°	010903702 ●	DALI OPTION Add a D at the end of the ref. e.g.: 010903702D
			56°	010903802 ●	
24 W Driver included					
CRI95	2635 lm	PEARL WHITE 3100 K	20°	010903902 ●	DALI OPTION Add a D at the end of the ref. e.g.: 010903902D
			56°	010904002 ●	

Suitable with Directional Flaps 01993102 (pág. 575)
Compatible with Directional Flaps 01993102 (pág. 575)

FOKUS



Projector with a very particular design. A part of the projector's body is extended into the back part like a flap to hide the gear case.

It is our only projector that is available in silver gray.

Proyector con un diseño muy particular. Una parte del cuerpo del proyector se extiende hacia la parte trasera a modo de "aleta" para ocultar a la vista la caja porta equipos.

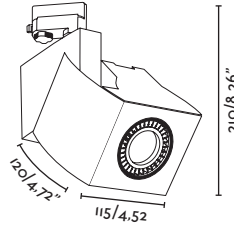
Es el único de nuestros proyectores que tenemos disponible en gris plata.



Our projectors FOKUS incorporate Vossloh components, to offer the latest technology available in the market and the most efficient LED. Nuestros proyectores FOKUS incorporan componentes Vossloh, para poder ofrecer la última tecnología disponible en el mercado y los led más eficientes.

NANOFOKUS

LED



7 W Driver included

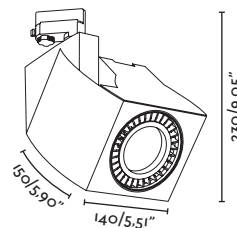
CRI82	850 lm	2700K	20°	010500101 ○
				010500102 ●
			56°	010500103 ●
CRI85	915 lm	3000K	20°	010500201 ○
				010500202 ●
				010500203 ●
CRI85	950 lm	4000K	20°	010500301 ○
				010500302 ●
				010500303 ●
CRI85	950 lm	4000K	56°	010500401 ○
				010500402 ●
				010500403 ●
CRI85	950 lm	4000K	20°	010500501 ○
				010500502 ●
				010500503 ●
CRI85	950 lm	4000K	56°	010500601 ○
				010500602 ●
				010500603 ●

12 W Driver included

CRI82	1360 lm	2700K	20°	010500701 ○
				010500702 ●
			56°	010500703 ●
CRI85	1465 lm	3000K	20°	010500801 ○
				010500802 ●
				010500803 ●
CRI85	1525 lm	4000K	20°	010500901 ○
				010500902 ●
				010500903 ●
CRI85	1525 lm	4000K	56°	010501001 ○
				010501002 ●
				010501003 ●
CRI85	1525 lm	4000K	20°	010501101 ○
				010501102 ●
				010501103 ●
CRI85	1525 lm	4000K	56°	010501201 ○
				010501202 ●
				010501203 ●

FOKUS

LED



QR-III LED

MAX. 12 W LED

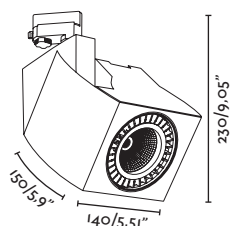
SOCKET I*G53	12 V	ELECTRONIC GEAR INCLUDED	01041501 ○
			01041503 ●

Suitable with Directional Flaps 01 992301 and 01 992502 and Honeycomb Louvre 01 992002 (pag. 575)
 Compatible con Directional Flaps 01 992301 y 01 992502 y Honeycomb Louvre 01 992002 (pág. 575)

*Bulb not included

FOKUS

LED



18 W Driver included				
CRI82	2100 Lm	2700K	20°	010404101 ○ 010404103 ●
			56°	010404201 ○ 010404203 ●
CRI85	2260 Lm	3000K	20°	010404301 ○ 010404303 ●
			56°	010404401 ○ 010404403 ●
	2350 Lm	4000K	20°	010404501 ○ 010404503 ●
			56°	010404601 ○ 010404603 ●
25 W Driver included				
	2775 Lm	2700K	20°	010404701 ○ 010404703 ●
			56°	010404801 ○ 010404803 ●
CRI85	2990 Lm	3000K	20°	010404901 ○ 010404903 ●
			56°	010405001 ○ 010405003 ●
	3105 Lm	4000K	20°	010405101 ○ 010405103 ●
			56°	010405201 ○ 010405203 ●

DALI OPTION
Add a D at the end of the ref.
e.g.: 010404101 D

DALI OPTION
Add a D at the end of the ref.
e.g.: 010404701 D

HIGH EFFICIENCY LED

36 W Driver included				
CRI82	4440 Lm	2700K	20°	010405301 ○ 010405303 ●
			56°	010405401 ○ 010405403 ●
CRI85	4780 Lm	3000K	20°	010405501 ○ 010405503 ●
			56°	010405601 ○ 010405603 ●
	4970 Lm	4000K	20°	010405701 ○ 010405703 ●
			56°	010405801 ○ 010405803 ●







DALI OPTION
Add a D at the end of the ref.
e.g.: 010405301 D

*HF: hasta fin de existencias
HF: until the end of stock

CRI95

36 W Driver included					
CRI95	3490 Lm	2700K	20°	010405901 <input type="radio"/>	<p>DALI OPTION</p> <p>Add a D at the end of the ref. e.g.: 010405901D</p>
				010405903 <input checked="" type="radio"/>	
		56°	010406001 <input type="radio"/>		
		010406003 <input checked="" type="radio"/>			
	3700 Lm	3000K	20°	010406101 <input type="radio"/>	
				010406103 <input checked="" type="radio"/>	
	56°	010406201 <input type="radio"/>			
	010406203 <input checked="" type="radio"/>				
4070 Lm	4000K	20°	010406301 <input type="radio"/>		
			010406303 <input checked="" type="radio"/>		
	56°	010406401 <input type="radio"/>			
	010406403 <input checked="" type="radio"/>				

FOOD LIGHTING LED

24 W Driver included					
CRI85	1900 Lm	fruits 	20°	010406501 <input type="radio"/>	<p>DALI OPTION</p> <p>Add a D at the end of the ref. e.g.: 010406501D</p>
				010406503 <input checked="" type="radio"/>	
		56°	010406601 <input type="radio"/>		
		010406603 <input checked="" type="radio"/>			
CRI70	1960 Lm	fish 	20°	010406701 <input type="radio"/>	
				010406703 <input checked="" type="radio"/>	
		56°	010406801 <input type="radio"/>		
		010406803 <input checked="" type="radio"/>			
CRI70	1790 Lm	meat 	20°	010406901 <input type="radio"/>	
				010406903 <input checked="" type="radio"/>	
		56°	010407001 <input type="radio"/>		
		010407003 <input checked="" type="radio"/>			
36 W Driver included					
CRI85	2725 Lm	fruits 	20°	010407101 <input type="radio"/>	<p>DALI OPTION</p> <p>Add a D at the end of the ref. e.g.: 010407101D</p>
				010407103 <input checked="" type="radio"/>	
		56°	010407201 <input type="radio"/>		
		010407203 <input checked="" type="radio"/>			
CRI70	2810 Lm	fish 	20°	010407301 <input type="radio"/>	
				010407303 <input checked="" type="radio"/>	
		56°	010407401 <input type="radio"/>		
		010407403 <input checked="" type="radio"/>			
CRI70	2570 Lm	meat 	20°	010407501 <input type="radio"/>	
				010407503 <input checked="" type="radio"/>	
		56°	010407601 <input type="radio"/>		
		010407603 <input checked="" type="radio"/>			

RETAIL LIGHTING LED

24 W Driver included					
CRI95	2635 Lm	PEARL WHITE 3100 K	20°	010407701 <input type="radio"/>	<p>DALI OPTION</p> <p>Add a D at the end of the ref. e.g.: 010407701D</p>
				010407703 <input checked="" type="radio"/>	
			56°	010407801 <input type="radio"/>	
				010407803 <input checked="" type="radio"/>	
36 W Driver included					
CRI95	3785 Lm	PEARL WHITE 3100 K	20°	010407901 <input type="radio"/>	<p>DALI OPTION</p> <p>Add a D at the end of the ref. e.g.: 010407901D</p>
				010407903 <input checked="" type="radio"/>	
			56°	010408001 <input type="radio"/>	
				010408003 <input checked="" type="radio"/>	

*HF: hasta fin de existencias
HF: until the end of stock

CYLINDER



Cylindric projector with a multi space design. This projector can be used in any space and is available in 3 sizes and 2 colors.

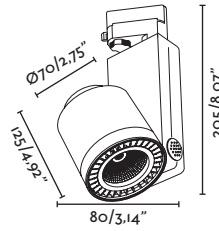
Proyector cilíndrico con un diseño apto para la gran mayoría de los espacios. Disponible en 3 tamaños y 2 colores.



Our projectors CYLINDER incorporate Vossloh components, to offer the latest technology available in the market and the most efficient LED. Nuestros proyectores CYLINDER incorporan componentes Vossloh, para poder ofrecer la última tecnología disponible en el mercado y los led más eficientes.

NANO CYLINDER

LED



7 W Driver included

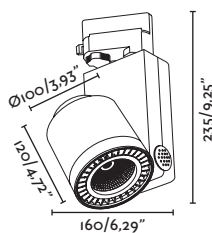
CRI82	850 lm	2700K	20°	010800101 ○
				010800102 ●
			56°	010800201 ○
				010800202 ●
CRI85	915 lm	3000K	20°	010800301 ○
				010800302 ●
			56°	010800401 ○
				010800402 ●
	950 lm	4000K	20°	010800501 ○
				010800502 ●
			56°	010800601 ○
				010800602 ●

12 W Driver included

CRI82	1360 lm	2700K	20°	010800701 ○
				010800702 ●
			56°	010800801 ○
				010800802 ●
CRI85	1465 lm	3000K	20°	010800901 ○
				010800902 ●
			56°	010801001 ○
				010801002 ●
	1525 lm	4000K	20°	010801101 ○
				010801102 ●
			56°	010801201 ○
				010801202 ●

MINICYLINDER

LED



12 W Driver included

CRI82	1565 lm	2700K	20°	010704101 <input type="radio"/>	010704102 <input checked="" type="radio"/>	DALI OPTION	
			56°	010704201 <input type="radio"/>	010704202 <input checked="" type="radio"/>		
CRI85	1685 lm	3000K	20°	010704301 <input type="radio"/>	010704302 <input checked="" type="radio"/>		Add a D at the end of the ref. e.g.: 010704101D
			56°	010704401 <input type="radio"/>	010704402 <input checked="" type="radio"/>		
			20°	010704501 <input type="radio"/>	010704502 <input checked="" type="radio"/>		
			56°	010704601 <input type="radio"/>	010704602 <input checked="" type="radio"/>		

18 W Driver included

CRI82	2100 lm	2700K	20°	010704701 <input type="radio"/>	010704702 <input checked="" type="radio"/>	DALI OPTION	
			56°	010704801 <input type="radio"/>	010704802 <input checked="" type="radio"/>		
CRI85	2260 lm	3000K	20°	010704901 <input type="radio"/>	010704902 <input checked="" type="radio"/>		Add a D at the end of the ref. e.g.: 010704701D
			56°	010705001 <input type="radio"/>	010705002 <input checked="" type="radio"/>		
			20°	010705101 <input type="radio"/>	010705102 <input checked="" type="radio"/>		
			56°	010705201 <input type="radio"/>	010705202 <input checked="" type="radio"/>		

CRI95

17 W Driver included

	1810 lm	2700K	20°	010705301 <input type="radio"/>	010705302 <input checked="" type="radio"/>	DALI OPTION	
			56°	010705401 <input type="radio"/>	010705402 <input checked="" type="radio"/>		
CRI95	1920 lm	3000K	20°	010705501 <input type="radio"/>	010705502 <input checked="" type="radio"/>		Add a D at the end of the ref. e.g.: 010705301D
			56°	010705601 <input type="radio"/>	010705602 <input checked="" type="radio"/>		
	2110 lm	4000K	20°	010705701 <input type="radio"/>	010705702 <input checked="" type="radio"/>		
			56°	010705801 <input type="radio"/>	010705802 <input checked="" type="radio"/>		




24 W Driver included

	2470 lm	2700K	20°	010705901 <input type="radio"/>	010705902 <input checked="" type="radio"/>	DALI OPTION	
			56°	010706001 <input type="radio"/>	010706002 <input checked="" type="radio"/>		
CRI95	2615 lm	3000K	20°	010706101 <input type="radio"/>	010706102 <input checked="" type="radio"/>		Add a D at the end of the ref. e.g.: 010705901D
			56°	010706201 <input type="radio"/>	010706202 <input checked="" type="radio"/>		
	2875 lm	4000K	20°	010706301 <input type="radio"/>	010706302 <input checked="" type="radio"/>		
			56°	010706401 <input type="radio"/>	010706402 <input checked="" type="radio"/>		

HIGH EFFICIENCY LED

24 W Driver included					
CRI82	3145 lm	2700K	20°	010706501 ○ 010706502 ●	<p>DALI OPTION</p> <p>Add a D at the end of the ref. e.g.: 010706501D</p>
			56°	010706601 ○ 010706602 ●	
CRI85	3385 lm	3000K	20°	010706701 ○ 010706702 ●	
			56°	010706801 ○ 010706802 ●	
CRI85	3515 lm	4000K	20°	010706901 ○ 010706902 ●	
			56°	010707001 ○ 010707002 ●	

FOOD LIGHTING LED

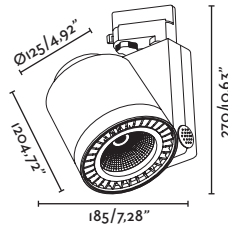
24 W Driver included						
CRI85	1900 lm	fruits		20°	010707101 ○ 010707102 ●	<p>DALI OPTION</p> <p>Add a D at the end of the ref. e.g.: 010707101D</p>
				56°	010707201 ○ 010707202 ●	
CRI85	1960 lm	fish		20°	010707301 ○ 010707302 ●	
				56°	010707401 ○ 010707402 ●	
CRI70	1790 lm	meat		20°	010707501 ○ 010707502 ●	
				56°	010707601 ○ 010707602 ●	

RETAIL LIGHTING LED

17 W Driver included					
CRI95	1956 lm	PEARL WHITE 3100 K	20°	010707701 ○ 010707702 ●	<p>DALI OPTION</p> <p>Add a D at the end of the ref. e.g.: 010707701D</p>
			56°	010707801 ○ 010707802 ●	
24 W Driver included					
CRI95	2635 lm	PEARL WHITE 3100 K	20°	010707901 ○ 010707902 ●	<p>DALI OPTION</p> <p>Add a D at the end of the ref. e.g.: 010707901D</p>
			56°	010708001 ○ 010708002 ●	

CYLINDER

LED



18 W Driver included

CRI82	2100 lm	2700K	20°	010604101 <input type="radio"/>	<p>DALI OPTION</p> <p>Add a D at the end of the ref. e.g.: 010604101D</p>
			56°	010604102 <input checked="" type="radio"/>	
CRI85	2260 lm	3000K	20°	010604201 <input type="radio"/>	
			56°	010604202 <input checked="" type="radio"/>	
			20°	010604301 <input type="radio"/>	
			56°	010604302 <input checked="" type="radio"/>	
CRI85	2350 lm	4000K	20°	010604401 <input type="radio"/>	
			56°	010604402 <input checked="" type="radio"/>	
			20°	010604501 <input type="radio"/>	
			56°	010604502 <input checked="" type="radio"/>	
			20°	010604601 <input type="radio"/>	
			56°	010604602 <input checked="" type="radio"/>	

25 W Driver included

CRI85	2775 lm	2700K	20°	010604701 <input type="radio"/>	<p>DALI OPTION</p> <p>Add a D at the end of the ref. e.g.: 010604701D</p>
			56°	010604702 <input checked="" type="radio"/>	
			20°	010604801 <input type="radio"/>	
			56°	010604802 <input checked="" type="radio"/>	
CRI85	2990 lm	3000K	20°	010604901 <input type="radio"/>	
			56°	010604902 <input checked="" type="radio"/>	
			20°	010605001 <input type="radio"/>	
			56°	010605002 <input checked="" type="radio"/>	
CRI85	3105 lm	4000K	20°	010605101 <input type="radio"/>	
			56°	010605102 <input checked="" type="radio"/>	
			20°	010605201 <input type="radio"/>	
			56°	010605202 <input checked="" type="radio"/>	

HIGH EFFICIENCY LED

36 W Driver included

CRI82	4440 lm	2700K	20°	010605301 <input type="radio"/>	<p>DALI OPTION</p> <p>Add a D at the end of the ref. e.g.: 010605301D</p>
			56°	010605302 <input checked="" type="radio"/>	
			20°	010605401 <input type="radio"/>	
			56°	010605402 <input checked="" type="radio"/>	
CRI85	4780 lm	3000K	20°	010605501 <input type="radio"/>	
			56°	010605502 <input checked="" type="radio"/>	
			20°	010605601 <input type="radio"/>	
			56°	010605602 <input checked="" type="radio"/>	
CRI85	4970 lm	4000K	20°	010605701 <input type="radio"/>	
			56°	010605702 <input checked="" type="radio"/>	
			20°	010605801 <input type="radio"/>	
			56°	010605802 <input checked="" type="radio"/>	

CRI95

36 W Driver included

CRI95	3490lm	2700K	20°	010605901 <input type="radio"/>	<p>DALI OPTION</p> <p>Add a D at the end of the ref. e.g.: 010605901D</p>
			56°	010605902 <input checked="" type="radio"/>	
			20°	010606001 <input type="radio"/>	
			56°	010606002 <input checked="" type="radio"/>	
CRI95	3700lm	3000K	20°	010606101 <input type="radio"/>	
			56°	010606102 <input checked="" type="radio"/>	
			20°	010606201 <input type="radio"/>	
			56°	010606202 <input checked="" type="radio"/>	
CRI95	4070lm	4000k	20°	010606301 <input type="radio"/>	
			56°	010606302 <input checked="" type="radio"/>	
			20°	010606401 <input type="radio"/>	
			56°	010606402 <input checked="" type="radio"/>	

FOOD LIGHTING LED

24 W Driver included					
CRI85	1900 lm	fruits		20°	010606501 <input type="radio"/> 010606502 <input checked="" type="radio"/>
				56°	010606601 <input type="radio"/> 010606602 <input checked="" type="radio"/>
	1960 lm	fish		20°	010606701 <input type="radio"/> 010606702 <input checked="" type="radio"/>
				56°	010606801 <input type="radio"/> 010606802 <input checked="" type="radio"/>
CRI70	1790 lm	meat		20°	010606901 <input type="radio"/> 010606902 <input checked="" type="radio"/>
				56°	010607001 <input type="radio"/> 010607002 <input checked="" type="radio"/>
36 W Driver included					
CRI85	2725 lm	fruits		20°	010607101 <input type="radio"/> 010607102 <input checked="" type="radio"/>
				56°	010607201 <input type="radio"/> 010607202 <input checked="" type="radio"/>
	2810 lm	fish		20°	010607301 <input type="radio"/> 010607302 <input checked="" type="radio"/>
				56°	010607401 <input type="radio"/> 010607402 <input checked="" type="radio"/>
CRI70	2570 lm	meat		20°	010607501 <input type="radio"/> 010607502 <input checked="" type="radio"/>
				56°	010607601 <input type="radio"/> 010607602 <input checked="" type="radio"/>

DALI OPTION
Add a D at the end of the ref.
e.g.: 010606501D

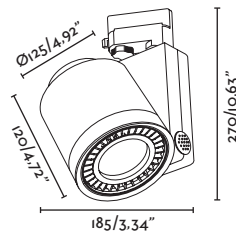
RETAIL LIGHTING LED

24 W Driver included					
CRI95	2635 lm	PEARL WHITE 3100 K		20°	010607701 <input type="radio"/> 010607702 <input checked="" type="radio"/>
				56°	010607801 <input type="radio"/> 010607802 <input checked="" type="radio"/>
36 W Driver included					
CRI95	3785 lm	PEARL WHITE 3100 K		20°	010607901 <input type="radio"/> 010607902 <input checked="" type="radio"/>
				56°	010608001 <input type="radio"/> 010608002 <input checked="" type="radio"/>

DALI OPTION
Add a D at the end of the ref.
e.g.: 010607701D

LED

IP20



QR-III LED

MAX. 12 W LED					
SOCKET 1*G53	12 V	ELECTRONIC GEAR INCLUDED		01065701 <input type="radio"/> 01065702 <input checked="" type="radio"/>	DALI OPTION Add a D at the end of the ref. e.g.: 01065701D

*Bulb not included

QR-III LED TRIAC DIMMABLE

MAX. 50 W LED					
SOCKET 1*G53	12 V	ELECTRONIC GEAR INCLUDED		01065701R <input type="radio"/> 01065702R <input checked="" type="radio"/>	DALI OPTION Add a D at the end of the ref. e.g.: 01065701RD

*Bulb not included

Cylinder QR-III LED suitable with Directional Flaps 01992301 and 01992502 and Honeycomb Louvre 01992002 (pag. 575)
Cylinder QR-III LED compatible con Directional Flaps 01992301 y 01992502 y Honeycomb Louvre 01992002 (pág. 575)

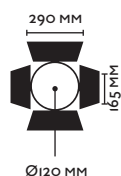
PROJECTORS

ACCESSORIES

DIRECTIONAL FLAPS



Only for / Sólo para:
FOKUS QR-III LED and
CYLINDER QR-III LED



LARGE

01992301 ○
01992502 ●



Only for / Sólo para:
miniSIGMA



SMALL

01993102 ●



Only for / Sólo para:
nanoSIGMA



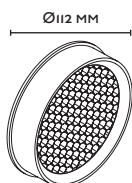
NANO

01993002 ●

HONEYCOMB LOUVRE



Only for / Sólo para:
FOKUS QR-III LED and CYLINDER QR-III LED



LARGE

01992002 ●

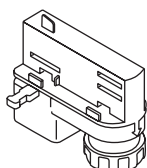
BASE OF SURFACE



BASE OF SURFACE

01991301 ○
01991302 ●
01991303 ●

 0,20Kg.
0,04Lb.



Only for / Sólo para:
TRIPHASE TRACK

MECHANICAL ADAPTER/TRACK CONNECTOR

01997001 ○
01997002 ●

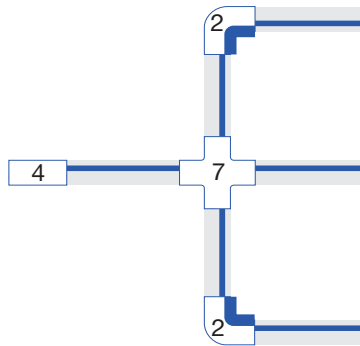
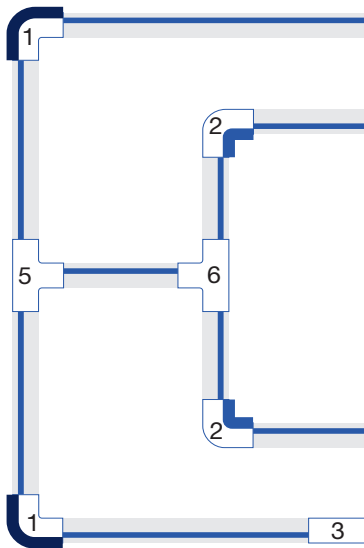


HOW TO INSTALL

3 PHASE TRACK, 16 A

OUTER MAIN SUPPLY INSTALLATION
 Instalación con cabezal de alimentación en el EXTERIOR

INNER MAIN SUPPLY INSTALLATION
 Instalación con cabezal de alimentación en el INTERIOR

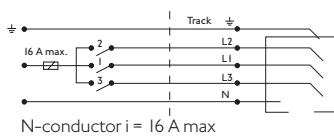


- 1 OUTER "L" JOINT
- 2 INNER "L" JOINT
- 3 OUTER MAIN SUPPLY
- 4 INNER MAIN SUPPLY

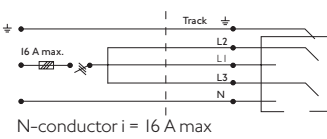
- 5 OUTER "T" INTERMEDIATE JOINT
- 5 INNER "T" INTERMEDIATE JOINT
- 6 CROSS JOINT

CONNECTION SKETCH
 Esquema de conexiones

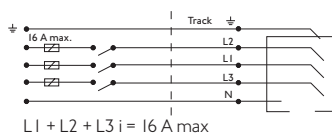
1 CIRCUIT



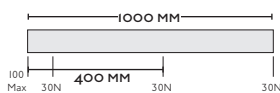
2 CIRCUITS



3 CIRCUITS

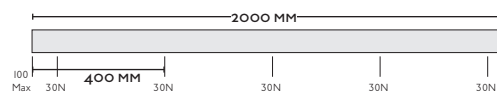


RECOMMENDED DISTANCE BETWEEN FIXAGE
 Distancia recomendada entre fijaciones



Max. weight: 19,84 lb
 Peso máx.: 9 kg

Max. 3 projectors = 3,8 KVA
 Máx. 3 proyectores = 3,8 KVA

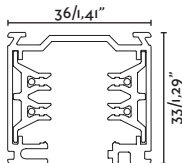



Max. weight: 33,06 lb
 Peso máx.: 15 kg

Max. 5 projectors = 3,8 KVA
 Máx. 5 proyectores = 3,8 KVA

3 PHASE TRACK

16A



3 PHASE TRACK		
1000 mm	<p>IP20 </p> <p> 0,92 KG 2,02Lb</p>	<p>01990101 <input type="radio"/></p> <p>01990102 <input checked="" type="radio"/></p> <p>01990103 <input checked="" type="radio"/></p>
2000 mm	<p>IP20 </p> <p> 1,85 KG 4,07Lb</p>	<p>01990201 <input type="radio"/></p> <p>01990202 <input checked="" type="radio"/></p> <p>01990203 <input checked="" type="radio"/></p>
<p></p> <p>LEFT LIVE END</p> <p>01990601 <input type="radio"/></p> <p>01990602 <input checked="" type="radio"/></p>		
<p></p> <p>RIGHT LIVE END</p> <p>01990701 <input type="radio"/></p> <p>01990702 <input checked="" type="radio"/></p>		
<p></p> <p>CENTRE FEED</p> <p>01993301 <input type="radio"/></p> <p>01993302 <input checked="" type="radio"/></p>		

DALI TRACK		
1000 mm	<p>IP20 </p> <p> 0,92 KG 2,02Lb</p>	<p>01995001 <input type="radio"/></p> <p>01995002 <input checked="" type="radio"/></p> <p>01995003 <input checked="" type="radio"/></p>
2000 mm	<p>IP20 </p> <p> 1,85 KG 4,07Lb</p>	<p>01995101 <input type="radio"/></p> <p>01995102 <input checked="" type="radio"/></p> <p>01995103 <input checked="" type="radio"/></p>
<p></p> <p>DALI LEFT LIVE END</p> <p>01993501 <input type="radio"/></p> <p>01993502 <input checked="" type="radio"/></p>		
<p></p> <p>DALI RIGHT LIVE END</p> <p>01993601 <input type="radio"/></p> <p>01993602 <input checked="" type="radio"/></p>		
<p></p> <p>DALI CENTRE FEED</p> <p>01993401 <input type="radio"/></p> <p>01993402 <input checked="" type="radio"/></p>		

COMMON ACCESSORIES FOR 3 PHASE TRACK & DALI TRACK	
<p></p> <p>LEFT "L" JOINT</p> <p>01990501 <input type="radio"/></p> <p>01990502 <input checked="" type="radio"/></p>	<p></p> <p>CROSS JOINT</p> <p>01991001 <input type="radio"/></p> <p>01991002 <input checked="" type="radio"/></p>
<p></p> <p>RIGHT "L" JOINT</p> <p>01990401 <input type="radio"/></p> <p>01990402 <input checked="" type="radio"/></p>	<p></p> <p>INTERMEDIATE JOINT</p> <p>01990802 <input checked="" type="radio"/></p>
<p></p> <p>RIGHT "T" INTERMEDIATE JOINT</p> <p>01990901 <input type="radio"/></p> <p>01990902 <input checked="" type="radio"/></p>	<p></p> <p>END CAP</p> <p>01991101 <input type="radio"/></p> <p>01991102 <input checked="" type="radio"/></p>
<p></p> <p>LEFT "T" INTERMEDIATE JOINT</p> <p>01991601 <input type="radio"/></p> <p>01991602 <input checked="" type="radio"/></p>	<p></p> <p>FLEXIBLE INTERMEDIATE JOINT</p> <p>01993201 <input type="radio"/></p> <p>01993202 <input checked="" type="radio"/></p>
<p></p> <p>CEILING KIT 1 piece</p> <p>01991201</p>	<p></p> <p>PENDANT KIT 2000 mm</p> <p>01990301 <input type="radio"/></p> <p>01990302 <input checked="" type="radio"/></p>



Petit POMME / Erbalungo Estudio

SYNCH NEW



Recessed indoor luminaire with integrated LED with several powers and degrees of opening.

Designed to ensure high visual comfort. Available with and without frame to ensure perfect integration in spaces.

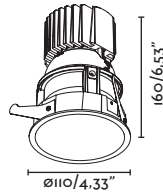
Luminaria empotrable de interior con LED integrado con varias potencias y grados de apertura.

Diseñado para garantizar un alto confort visual. Disponible con y sin marco para asegurar la perfecta integración en los espacios

CITILED
The Light Engine
from Citizen*

Our downlights SYNCH incorporate **Citizen** components, to offer the latest technology available in the market and the most efficient LED. Nuestros downlights SYNCH incorporan componentes **Citizen**, para poder ofrecer la última tecnología disponible en el mercado y los led más eficientes.

LED



WITH FRAME

13 / 19 W		DRIVER (NOT INCL.)				
CRI80	1350 / 1850 lm	2700K	25°	038000101	○	13 W 98310125 19 W 98310325 DALI 98310599
				038000102	●	
				038000104	●	
		36°	038000201	○		
			038000202	●		
			038000204	●		
	52°	038000301	○			
		038000302	●			
		038000304	●			
	1400 / 1950 lm	3000K	25°	038000401	○	
				038000402	●	
				038000404	●	
36°		038000501	○			
		038000502	●			
		038000504	●			
52°	038000601	○				
	038000602	●				
	038000604	●				
1400 / 2000 lm	4000K	25°	038001001	○		
			038001002	●		
			038001004	●		
		36°	038001101	○		
			038001102	●		
			038001104	●		
	52°	038001201	○			
		038001202	●			
		038001204	●			
	1000 / 1400 lm	2700K	25°	038001901	○	
				038001902	●	
				038001904	●	
36°			038002001	○		
			038002002	●		
			038002004	●		
52°		038002101	○			
		038002102	●			
		038002104	●			
3000K		25°	038002201	○		
			038002202	●		
			038002204	●		
	36°	038002301	○			
		038002302	●			
		038002304	●			
52°	038002401	○				
	038002402	●				
	038002404	●				
1100 / 1500 lm	4000K	25°	038002501	○		
			038002502	●		
			038002504	●		
	36°	038002601	○			
		038002602	●			
		038002604	●			
52°	038002701	○				
	038002702	●				
	038002704	●				

Different models with 3500, 5000 and 6000K, consult with the commercial.
Posibilidad de modelos con 3500, 5000 y 6000K, consulta con el comercial.

LED

IP20



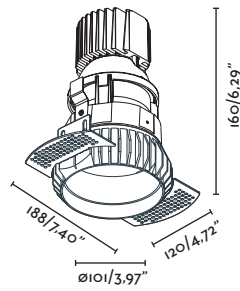
1-30



0,75Kg.
1,10Lb.



OPTIONAL



TRIMLESS

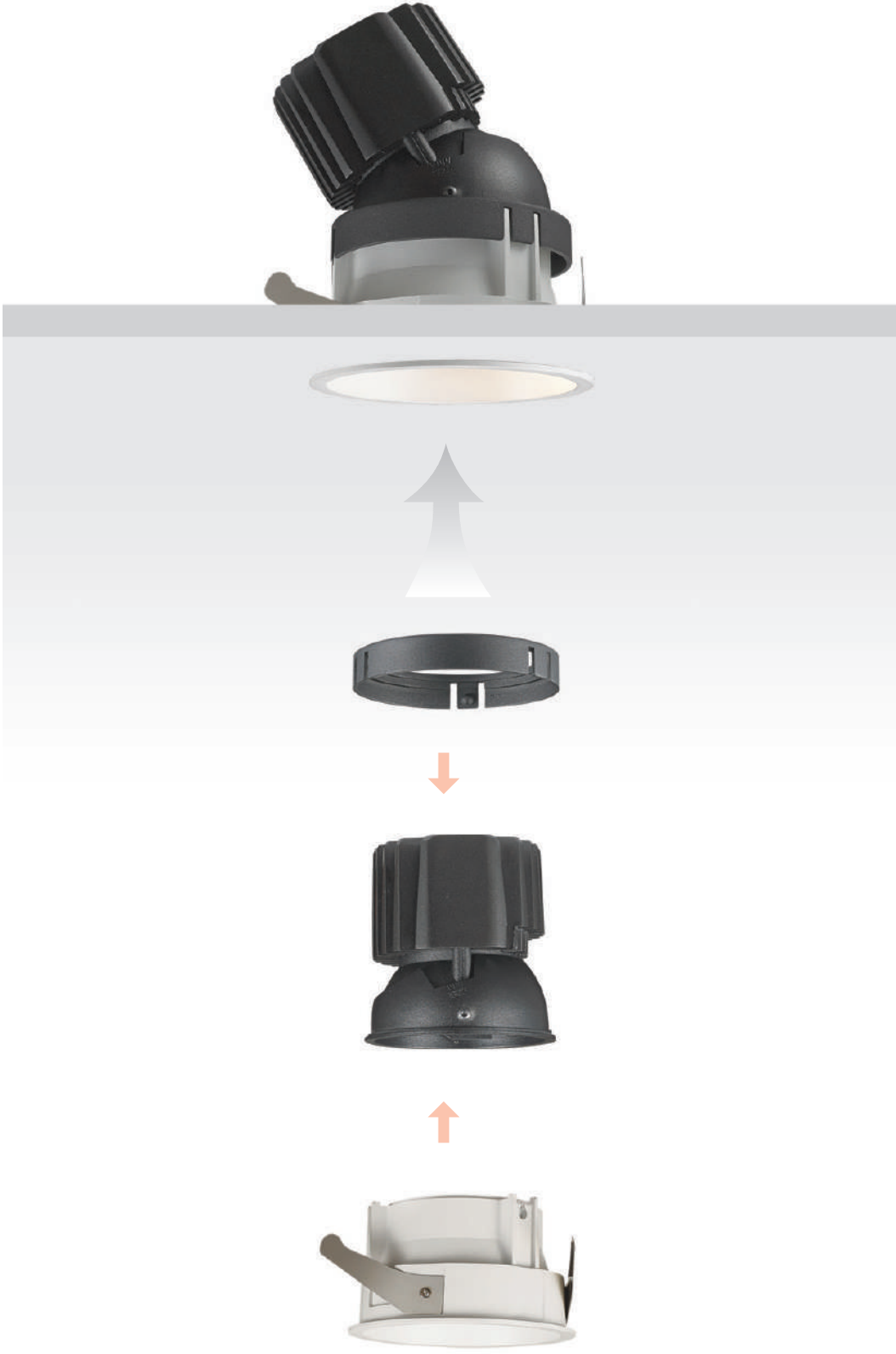
13 / 19 W

DRIVER (NOT INCL.)

Beam Angle	Part Number	Color Temperature	Light Output (lm)	Power (W)	Beam Angle	Part Number	Color Temperature	Light Output (lm)	Power (W)
25°	038002801	2700K	1350 / 1850	13	25°	038002801	2700K	1350 / 1850	13
	038002802	3000K			25°	038002802	3000K		
	038002804	4000K			25°	038002804	4000K		
36°	038002901	2700K	1350 / 1850	13	36°	038002901	2700K	1350 / 1850	13
	038002902	3000K			36°	038002902	3000K		
	038002904	4000K			36°	038002904	4000K		
52°	038003001	2700K	1350 / 1850	13	52°	038003001	2700K	1350 / 1850	13
	038003002	3000K			52°	038003002	3000K		
	038003004	4000K			52°	038003004	4000K		
25°	038003101	2700K	1400 / 1950	19	25°	038003101	2700K	1400 / 1950	19
	038003102	3000K			25°	038003102	3000K		
	038003104	4000K			25°	038003104	4000K		
36°	038003201	2700K	1400 / 1950	19	36°	038003201	2700K	1400 / 1950	19
	038003202	3000K			36°	038003202	3000K		
	038003204	4000K			36°	038003204	4000K		
52°	038003301	2700K	1400 / 1950	19	52°	038003301	2700K	1400 / 1950	19
	038003302	3000K			52°	038003302	3000K		
	038003304	4000K			52°	038003304	4000K		
25°	038003701	2700K	1400 / 2000	19	25°	038003701	2700K	1400 / 2000	19
	038003702	3000K			25°	038003702	3000K		
	038003704	4000K			25°	038003704	4000K		
36°	038003801	2700K	1400 / 2000	19	36°	038003801	2700K	1400 / 2000	19
	038003802	3000K			36°	038003802	3000K		
	038003804	4000K			36°	038003804	4000K		
52°	038003901	2700K	1400 / 2000	19	52°	038003901	2700K	1400 / 2000	19
	038003902	3000K			52°	038003902	3000K		
	038003904	4000K			52°	038003904	4000K		
25°	038004601	2700K	1000 / 1400	13	25°	038004601	2700K	1000 / 1400	13
	038004602	3000K			25°	038004602	3000K		
	038004604	4000K			25°	038004604	4000K		
36°	038004701	2700K	1000 / 1400	13	36°	038004701	2700K	1000 / 1400	13
	038004702	3000K			36°	038004702	3000K		
	038004704	4000K			36°	038004704	4000K		
52°	038004801	2700K	1000 / 1400	13	52°	038004801	2700K	1000 / 1400	13
	038004802	3000K			52°	038004802	3000K		
	038004804	4000K			52°	038004804	4000K		
25°	038004901	2700K	1000 / 1400	13	25°	038004901	2700K	1000 / 1400	13
	038004902	3000K			25°	038004902	3000K		
	038004904	4000K			25°	038004904	4000K		
36°	038005001	2700K	1050 / 1450	19	36°	038005001	2700K	1050 / 1450	19
	038005002	3000K			36°	038005002	3000K		
	038005004	4000K			36°	038005004	4000K		
52°	038005101	2700K	1050 / 1450	19	52°	038005101	2700K	1050 / 1450	19
	038005102	3000K			52°	038005102	3000K		
	038005104	4000K			52°	038005104	4000K		
25°	038005201	2700K	1100 / 1500	19	25°	038005201	2700K	1100 / 1500	19
	038005202	3000K			25°	038005202	3000K		
	038005204	4000K			25°	038005204	4000K		
36°	038005301	2700K	1100 / 1500	19	36°	038005301	2700K	1100 / 1500	19
	038005302	3000K			36°	038005302	3000K		
	038005304	4000K			36°	038005304	4000K		
52°	038005401	2700K	1100 / 1500	19	52°	038005401	2700K	1100 / 1500	19
	038005402	3000K			52°	038005402	3000K		
	038005404	4000K			52°	038005404	4000K		

13 W 98310125
19 W 98310325
DALI 98310599

13 W 98310125
19 W 98310325
DALI 98310599



SOLID



High performance LED downlight.

The whole body of the luminaire is the heatsink itself that is made entirely of aluminum.

The reflector is also made of aluminum and it is available in two opening angles (30 and 65).

Solid is designed to ease the installation; the ceiling anchors can be manipulated with a screwdriver and the driver itself incorporates an anchorage to the luminaire.

Downlight de alto rendimiento LED.

El cuerpo de la luminaria es el propio disipador de calor fabricado íntegramente en aluminio.

El reflector es también de aluminio y está disponible en dos ángulos de apertura (30 y 65).

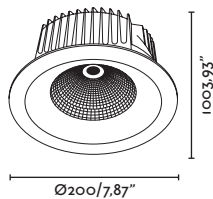
El solid está diseñado pensando en facilitar la instalación, los anclajes a techo se manipulan con un destornillador y el driver incorpora anclaje rápido a la luminaria.



Our downlights SOLID incorporate Vossloh components, to offer the latest technology available in the market and the most efficient LED.
Nuestros downlights SOLID incorporan componentes Vossloh, para poder ofrecer la última tecnología disponible en el mercado y los led más eficientes.

SOLID

LED



18 / 25 / 39 W

DRIVER (NOT INCL.)

Power (W)	Beam Angle	Color Temp (K)	Options
18 W	30°	2700K	020502701 ○
			020502702 ●
	020502703 ●		
	65°	2700K	020502801 ○
			020502802 ●
	020502803 ●		
25 W	30°	3000K	020502901 ○
			020502902 ●
	020502903 ●		
	65°	3000K	020503001 ○
			020503002 ●
	020503003 ●		
39 W	30°	4000K	020503101 ○
			020503102 ●
	020503103 ●		
	65°	4000K	020503201 ○
			020503202 ●
	020503203 ●		

18 W 98310325
DALI 98310599

25 W 98310231
DALI 98310599

39 W 98310445
DALI 98310599

LOWER PRICE
HEMOS BAJADO EL PRECIO

HIGH EFFICIENCY LED

42 W

DRIVER (NOT INCL.)

Power (W)	Beam Angle	Color Temp (K)	Options
42 W	30°	2700K	020503301 ○
			020503302 ●
	020503303 ●		
	65°	2700K	020503401 ○
			020503402 ●
	020503403 ●		
42 W	30°	3000K	020503501 ○
			020503502 ●
	020503503 ●		
	65°	3000K	020503601 ○
			020503602 ●
	020503603 ●		
42 W	30°	4000K	020503701 ○
			020503702 ●
	020503703 ●		
	65°	4000K	020503801 ○
			020503802 ●
	020503803 ●		

42 W 98310460
DALI 98310589

LOWER PRICE
HEMOS BAJADO EL PRECIO

*HF: hasta fin de existencias
HF: until the end of stock

CRI95

24 / 36 / 42 W

DRIVER (NOT INCL.)

CRI95	2470 / 3490 / 3880 Lm	2700K	30°	020503901 ○	<p>LOWER PRICE</p> <p>HEMOS BAJADO EL PRECIO</p>	<p>24 W 98310231</p> <p>DALI 98310599</p> <p>36 W 98310445</p> <p>DALI 98310599</p> <p>42 W 98310460</p> <p>DALI 98310589</p>
				020503902 ●		
				020503903 ●		
	2615 / 3700 / 4110 Lm	3000K	65°	020504001 ○		
				020504002 ●		
				020504003 ●		
2875 / 4070 / 4520 Lm	4000K	30°	020504101 ○			
			020504102 ●			
			020504103 ●			
	30°	65°	020504201 ○			
			020504202 ●			
			020504203 ●			
2875 / 4070 / 4520 Lm	4000K	30°	020504301 ○			
			020505302 ●			
			020504303 ●			
	65°	30°	020504401 ○			
			020504402 ●			
			020504403 ●			

FOOD LIGHTING LED

24 / 36 / 42 W

DRIVER (NOT INCL.)

CRI85	1900 / 2725 / 3055 Lm	fruits ●	30°	020504501 ○	<p>LOWER PRICE</p> <p>HEMOS BAJADO EL PRECIO</p>	<p>24 W 98310231</p> <p>DALI 98310599</p> <p>36 W 98310445</p> <p>DALI 98310599</p> <p>42 W 98310460</p> <p>DALI 98310589</p>
				020504502 ●		
				020504503 ●		
	1960 Lm / 2810 / 3155 Lm	fish ●	65°	020504601 ○		
				020504602 ●		
				020504603 ●		
CRI70	1790 / 2570 / 2885 Lm	meat ●	30°	020504701 ○		
				020504702 ●		
				020504703 ●		
	65°	30°	020504801 ○			
			020504802 ●			
			020504803 ●			
1790 / 2570 / 2885 Lm	meat ●	30°	020504901 ○			
			020504902 ●			
			020504903 ●			
	65°	30°	020505001 ○			
			020505002 ●			
			020505003 ●			

RETAIL LIGHTING LED

24 / 36 / 42 W

DRIVER (NOT INCL.)

CRI95	2635 / 3785 / 4215 Lm	PEARL WHITE 3100 K	30°	020505101 ○	<p>LOWER PRICE</p> <p>HEMOS BAJADO EL PRECIO</p>	<p>24 W 98310231</p> <p>DALI 98310599</p> <p>36 W 98310445</p> <p>DALI 98310599</p> <p>42 W 98310460</p> <p>DALI 98310589</p>
				020505102 ●		
				020505103 ●		
	65°	30°	020505201 ○			
			020505202 ●			
			020505203 ●			


OPTIONAL REMOVABLE WALL WASHER



02059906

0,70 KG
1,54Lb

OPTIONAL ACRYLIC DIFFUSER



02059902

0,01 KG
0,02Lb

*HF: hasta fin de existencias
HF: until the end of stock



OPTIC



Adjustable round shaped luminaire.

This family of luminaires is manufactured in different sizes and power which makes it easy to find the one that fits best to your lighting needs.

The LED models incorporate what we call EYE which is a high efficiency heat sink where the chip is housed. This heatsink is designed to accommodate different types of LED and makes it possible for us to replace the LED easily.

The driver is supplied separately.

Luminaria de formato redondo orientable.

Esta familia de luminarias se fabrica en diferentes tamaños y potencias por lo que es fácil encontrar la que más se ajuste a nuestras necesidades de iluminación.

Los modelos LED incorporan lo que nosotros llamamos EYE que es un disipador de calor de alta eficiencia donde va alojado el chip. Este disipador está preparado para alojar diferentes tipos de LED y también hace posible que podamos sustituir el LED fácilmente.

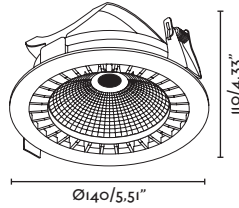
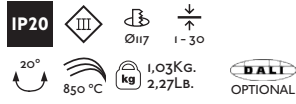
El driver se suministra por separado.



Our downlights OPTIC incorporate Vossloh components, to offer the latest technology available in the market and the most efficient LED. Nuestros downlights OPTIC incorporan componentes Vossloh, para poder ofrecer la última tecnología disponible en el mercado y los led más eficientes.

MINIOPTIC

LED



12 / 18 W				DRIVER (NOT INCL.)	
CRI82	1565 / 2100 lm	2700K	20°	032503001 ○	12 W 98310125 DALI 98310599 18 W 98310325 DALI 98310599
				032503002 ●	
				032503003 ●	
			56°	032503101 ○	
				032503102 ●	
				032503103 ●	
CRI85	1685 / 2260 lm	3000K	20°	032503201 ○	
				032503202 ●	
				032503203 ●	
			56°	032503301 ○	
				032503302 ●	
				032503303 ●	
	1750 / 2350 lm	4000K	20°	032503401 ○	
				032503402 ●	
				032503403 ●	
			56°	032503501 ○	
				032503502 ●	
				032503503 ●	

CRI95				DRIVER (NOT INCL.)	
17 / 24 W					
	1810 / 2470 lm	2700K	20°	032503601 ○	17 W 98310325 DALI 98310599 24 W 98310231 DALI 98310599
				032503602 ●	
				032503603 ●	
			56°	032503701 ○	
				032503702 ●	
				032503703 ●	
CRI95	1920 / 2615 lm	3000K	20°	032503801 ○	
				032503802 ●	
				032503803 ●	
			56°	032503901 ○	
				032503902 ●	
				032503903 ●	
	2110 / 2875 lm	4000K	20°	032504001 ○	
				032504002 ●	
				032504003 ●	
			56°	032504101 ○	
				032504102 ●	
				032504103 ●	

HIGH EFFICIENCY LED

24 W

DRIVER (NOT INCL.)

CRI82	3145 lm	2700K	20°	032504201 ○	
				032504202 ●	
				032504203 ●	
	56°	032504301 ○			
		032504302 ●			
		032504303 ●			
CRI85	3385 lm	3000K	20°	032504401 ○	24 W 98310231 DALI 98310599
				032504402 ●	
				032504403 ●	
	56°	032504501 ○			
		032504502 ●			
		032504503 ●			
CRI85	3515 lm	4000K	20°	032504601 ○	
				032504602 ●	
				032504603 ●	
	56°	032504701 ○			
		032504702 ●			
		032504703 ●			

FOOD LIGHTING LED

24 W

DRIVER (NOT INCL.)

CRI85	1900 lm	fruits ●	20°	032504801 ○	24 W 98310231 DALI 98310599
				032504802 ●	
				032504803 ●	
	56°	032504901 ○			
		032504902 ●			
		032504903 ●			
CRI85	1960 lm	fish ●	20°	032505001 ○	
				032505002 ●	
				032505003 ●	
	56°	032505101 ○			
		032505102 ●			
		032505103 ●			
CRI70	1790 lm	meat ●	20°	032505201 ○	
				032505202 ●	
				032505203 ●	
	56°	032505301 ○			
		032505302 ●			
		032505303 ●			

RETAIL LIGHTING LED

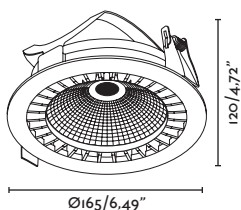
17 / 24 W

DRIVER (NOT INCL.)

CRI95	1956 / 2635 lm	PEARL WHITE 3100K	20°	032505401	○	17 W 98310325 DALI 98310599	
				032505402	●		
				032505403	●		
			56°	032505501	○		24 W 98310231 DALI 98310599
				032505502	●		
				032505503	●		

OPTIC

LED



18 / 25 W				DRIVER (NOT INCL.)	
CRI82	2100 / 2775 lm	2700K	20°	032003001 ○	18 W 98310325 DALI 98310599 25 W 98310231 DALI 98310599
				032003002 ●	
			56°	032003101 ○	
				032003102 ●	
CRI85	2260 / 2990 lm	3000K	20°	032003201 ○	
				032003202 ●	
			56°	032003301 ○	
				032003302 ●	
	2350 / 3105 lm	4000K	20°	032003401 ○	
				032003402 ●	
			56°	032003501 ○	
				032003502 ●	

CRI95				DRIVER (NOT INCL.)	
24 / 36 W					
	2470 / 3490 lm	2700K	20°	032003601 ○	24 W 98310231 DALI 98310599 36 W 98310445 DALI 98310599
				032003602 ●	
			56°	032003701 ○	
				032003702 ●	
CRI95	2615 / 3700 lm	3000K	20°	032003801 ○	
				032003802 ●	
			56°	032003901 ○	
				032003902 ●	
	2875 / 4070 lm	4000K	20°	032004001 ○	
				032004002 ●	
			56°	032004101 ○	
				032004102 ●	

HIGH EFFICIENCY LED

36 W				DRIVER (NOT INCL.)	
CRI82	4400 lm	2700K	20°	032004201 ○	36 W 98310445 DALI 98310599
				032004202 ●	
	4780 lm	3000K	56°	032004301 ○	
				032004302 ●	
CRI85			20°	032004401 ○	
				032004402 ●	
	4970 lm	4000K	56°	032004501 ○	
				032004502 ●	
			20°	032004601 ○	
				032004602 ●	
			56°	032004701 ○	
				032004702 ●	

FOOD LIGHTING LED

24 / 36 W				DRIVER (NOT INCL.)	
CRI85	1900 / 2725 lm	fruits ●	20°	032004801 ○	24 W 98310231 DALI 98310599 36 W 98310445 DALI 98310599
				032004802 ●	
	1960 / 2810 lm	fish ●	56°	032004901 ○	
				032004902 ●	
			20°	032005001 ○	
				032005002 ●	
			56°	032005101 ○	
				032005102 ●	
CRI70	1790 / 2570 lm	meat ●	20°	032005201 ○	
				032005202 ●	
			56°	032005301 ○	
				032005302 ●	

RETAIL LIGHTING LED

24 / 36 W				DRIVER (NOT INCL.)	
CRI95	2635 / 3785 lm	PEARL WHITE 3100 K	20°	032005401 ○	24 W 98310231 DALI 98310599 36 W 98310445 DALI 98310599
				032005402 ●	
			56°	032005501 ○	
				032005502 ●	

COLIN



Squared luminaire available for 1,2 or 3 lamps.

This family of luminaires is manufactured in different sizes and power so it is easy to find one that fits best to your lighting needs.

The LED models incorporate what we call EYE which is a high efficiency heat sink where the chip is housed. This heatsink is designed to accommodate different types of LED and makes it possible for us to replace the LED easily..

The driver is supplied separately.

Luminaria de formato cuadrado disponible para 1, 2 o 3 lámparas.

Esta familia de luminarias se fabrica en diferentes tamaños y potencias por lo que es fácil encontrar la que más se ajuste a nuestras necesidades de iluminación.

Los modelos LED incorporan lo que nosotros llamamos EYE que es un disipador de calor de alta eficiencia donde va alojado el chip. Este disipador está preparado para alojar diferentes tipos de LED y también hace posible que podamos sustituir el LED fácilmente.

El driver se suministra por separado.



Our downlights COLIN incorporate Vossloh components, to offer the latest technology available in the market and the most efficient LED. Nuestros downlights COLIN incorporan componentes Vossloh, para poder ofrecer la última tecnología disponible en el mercado y los led más eficientes.

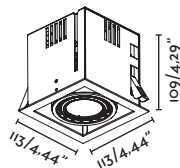


NANOCOLIN
TRIMLESS
steps



NANOCOLIN IL

LED



WITH FRAME

7 / 12 W

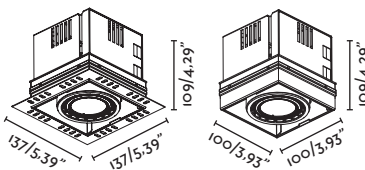
DRIVER (NOT INCL.)

CRI82	850 / 1360 lm	2700K	20°	035000101	○
				035000102	●
				035000103	●
			56°	035000201	○
				035000202	●
				035000203	●
CRI85	915 / 1465 lm	3000K	20°	035000301	○
				035000302	●
				035000303	●
			56°	035000401	○
				035000402	●
				035000403	●
CRI85	950 / 1525 lm	4000K	20°	035000501	○
				035000502	●
				035000503	●
			56°	035000601	○
				035000602	●
				035000603	●

7 W 98310509

12 W 98310125
DALI 98310599

LED



TRIMLESS

7 / 12 W

DRIVER (NOT INCL.)

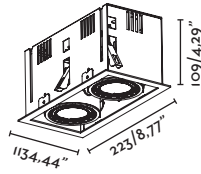
CRI82	850 / 1360 lm	2700K	20°	035100101	○
				035100102	●
				035100201	○
			56°	035100202	●
				035100301	○
				035100302	●
CRI85	915 / 1465 lm	3000K	20°	035100401	○
				035100402	●
				035100501	○
			56°	035100502	●
				035100601	○
				035100602	●

7 W 98310509

12 W 98310125
DALI 98310599

NANOCOLIN 2L

LED



WITH FRAME

14 / 24 W

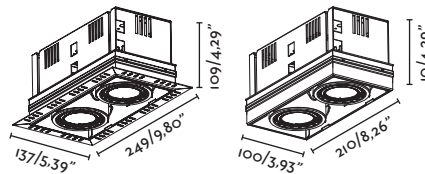
DRIVER (NOT INCL.)

CRI82	1700 / 2720 lm	2700K	20°	035005001 ○
				035005002 ●
				035005003 ●
CRI85	1830 / 2930 lm	3000K	56°	035005101 ○
				035005102 ●
				035005103 ●
CRI85	1900 / 3050 lm	4000K	20°	035005201 ○
				035005202 ●
				035005203 ●
CRI85	1900 / 3050 lm	4000K	56°	035005301 ○
				035005302 ●
				035005303 ●
CRI85	1900 / 3050 lm	4000K	20°	035005401 ○
				035005402 ●
				035005403 ●
CRI85	1900 / 3050 lm	4000K	56°	035005501 ○
				035005502 ●
				035005503 ●

7 W 98310509

12 W 98310125
DALI 98310599

LED



TRIMLESS

14 / 24 W

DRIVER (NOT INCL.)

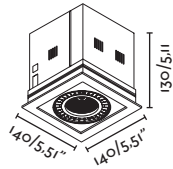
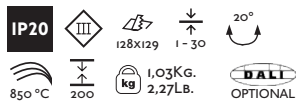
CRI82	1700 / 2720 lm	2700K	20°	035105001 ○
				035105002 ●
				035105101 ○
CRI85	1830 / 2930 lm	3000K	56°	035105102 ●
				035105201 ○
				035105202 ●
CRI85	1900 / 3050 lm	4000K	56°	035105301 ○
				035105302 ●
				035105401 ○
CRI85	1900 / 3050 lm	4000K	20°	035105402 ●
				035105501 ○
				035105502 ●

7 W 98310509

12 W 98310125
DALI 98310599

MINICOLIN IL

LED



12 / 18 W				DRIVER (NOT INCL.)	
CRI82	1565 / 2100 lm	2700K	20°	033008301 ○	12 W 98310125 DALI 98310599 18 W 98310325 DALI 98310599
				033008302 ●	
				033008303 ●	
			56°	033008401 ○	
				033008402 ●	
				033008403 ●	
CRI85	1685 / 2260 lm	3000K	20°	033008501 ○	
				033008502 ●	
				033008503 ●	
			56°	033008601 ○	
				033008602 ●	
				033008603 ●	
CRI85	1750 / 2350 lm	4000K	20°	033008701 ○	
				033008702 ●	
				033008703 ●	
			56°	033008801 ○	
				033008802 ●	
				033008803 ●	

CRI95				DRIVER (NOT INCL.)	
17 / 24 W					
CRI95	1810 / 2470 lm	2700K	20°	033008901 ○	17 W 98310325 DALI 98310599 24 W 98310231 DALI 98310599
				033008902 ●	
				033008903 ●	
			56°	033009001 ○	
				033009002 ●	
				033009003 ●	
CRI95	1920 / 2615 lm	3000K	20°	033009101 ○	
				033009102 ●	
				033009103 ●	
			56°	033009201 ○	
				033009202 ●	
				033009203 ●	
CRI95	2110 / 2875 lm	4000K	20°	033009301 ○	
				033009302 ●	
				033009303 ●	
			56°	033009401 ○	
				033009402 ●	
				033009403 ●	

HIGH EFFICIENCY LED

24 W				DRIVER (NOT INCL.)	
CRI82	3145 lm	2700K	20°	033009501 ○	24 W 98310231 DALI 98310599
				033009502 ●	
				033009503 ●	
	56°		033009601 ○		
			033009602 ●		
			033009603 ●		
CRI85	3385 lm	3000K	20°	033009701 ○	
				033009702 ●	
				033009703 ●	
	56°		033009801 ○		
			033009802 ●		
			033009803 ●		
CRI85	3515 lm	4000K	20°	033009901 ○	
				033009902 ●	
				033009903 ●	
	56°		033010001 ○		
			033010002 ●		
			033010003 ●		

FOOD LIGHTING LED

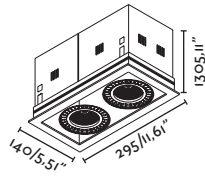
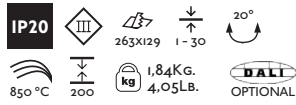
24 W				DRIVER (NOT INCL.)	
CRI85	1900 lm	fruits ●	20°	033010101 ○	24 W 98310231 DALI 98310599
				033010102 ●	
				033010103 ●	
	56°		033010201 ○		
			033010202 ●		
			033010203 ●		
CRI85	1960 lm	fish ●	20°	033010301 ○	
				033010302 ●	
				033010303 ●	
	56°		033010401 ○		
			033010402 ●		
			033010403 ●		
CRI70	1790 lm	meat ●	20°	033010501 ○	
				033010502 ●	
				033010503 ●	
	56°		033010601 ○		
			033010602 ●		
			033010603 ●		

RETAIL LIGHTING LED

17 / 24 W				DRIVER (NOT INCL.)		
CRI95	1965 / 2635 lm	PEARL WHITE 3100 K	20°	033010701 ○	17 W 98310325 DALI 98310599	
				033010702 ●		
				033010703 ●		
			56°			033010801 ○
						033010802 ●
						033010803 ●

MINICOLIN 2L

LED



24 / 36 W				DRIVER (NOT INCL.)	
CRI82	3130 / 4200 lm	2700K	20°	033010901	○
				033010902	●
				033010903	●
			56°	033011001	○
				033011002	●
				033011003	●
CRI85	3370 / 4520 lm	3000K	20°	033011101	○
				033011102	●
				033011103	●
			56°	033011201	○
				033011202	●
				033011203	●
CRI85	3500 / 4700 lm	4000K	20°	033011301	○
				033011302	●
				033011303	●
			56°	033011401	○
				033011402	●
				033011403	●

12 W 98310125
DALI 98310599

18 W 98310325
DALI 98310599

CRI95				DRIVER (NOT INCL.)	
34 / 48 W				DRIVER (NOT INCL.)	
CRI95	3620 / 4940 lm	2700K	20°	033011501	○
				033011502	●
				033011503	●
			56°	033011601	○
				033011602	●
				033011603	●
CRI95	3840 / 5230 lm	3000K	20°	033011701	○
				033011702	●
				033011703	●
			56°	033011801	○
				033011802	●
				033011803	●
CRI95	4220 / 5750 lm	4000K	20°	033011901	○
				033011902	●
				033011903	●
			56°	033012001	○
				033012002	●
				033012003	●

17 W 98310325
DALI 98310599

24 W 98310231
DALI 98310599

HIGH EFFICIENCY LED

48 W				DRIVER (NOT INCL.)	
CRI82	6290 lm	2700K	20°	033012101 ○	24 W 98310231 DALI 98310599
				033012102 ●	
				033012103 ●	
			56°	033012201 ○	
				033012202 ●	
				033012203 ●	
CRI85	6770 lm	3000K	20°	033012301 ○	
				033012302 ●	
				033012303 ●	
			56°	033012401 ○	
				033012402 ●	
				033012403 ●	
CRI85	7030 lm	4000K	20°	033012501 ○	
				033012502 ●	
				033012503 ●	
			56°	033012601 ○	
				033012602 ●	
				033012603 ●	

FOOD LIGHTING LED

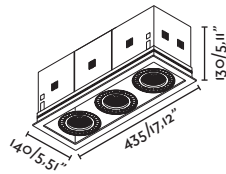
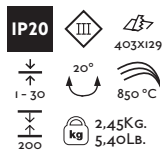
48 W				DRIVER (NOT INCL.)	
CRI85	3800 lm	fruits ●	20°	033012701 ○	24 W 98310231 DALI 98310599
				033012702 ●	
				033012703 ●	
			56°	033012801 ○	
				033012802 ●	
				033012803 ●	
CRI85	3920 lm	fish ●	20°	033012901 ○	
				033012902 ●	
				033012903 ●	
			56°	033013001 ○	
				033013002 ●	
				033013003 ●	
CRI70	3580 lm	meat ●	20°	033013101 ○	
				033013102 ●	
				033013103 ●	
			56°	033013201 ○	
				033013202 ●	
				033013203 ●	

RETAIL LIGHTING LED

34 / 48 W				DRIVER (NOT INCL.)		
CRI95	3930 / 5270 lm	PEARL WHITE 3100 K	20°	033013301 ○	17 W 98310325 DALI 98310599	
				033013302 ●		
				033013303 ●		
			56°	033013401 ○		24 W 98310231 DALI 98310599
				033013402 ●		
				033013403 ●		

MINICOLIN 3L

LED



36 / 54 W				DRIVER (NOT INCL.)	
CRI82	4695 / 6300 lm	2700K	20°	033013501 ○	12 W 98310125 DALI 98310599
				033013502 ●	
				033013503 ●	
			56°	033013601 ○	
				033013602 ●	
				033013603 ●	
CRI85	5055 / 6780 lm	3000K	20°	033013701 ○	
				033013702 ●	
				033013703 ●	
			56°	033013801 ○	
				033013802 ●	
				033013803 ●	
CRI85	5250 / 7050 lm	4000K	20°	033013901 ○	
				033013902 ●	
				033013903 ●	
			56°	033014001 ○	
				033014002 ●	
				033014003 ●	

51 / 72 W				DRIVER (NOT INCL.)	
CRI95	5430 / 7410 lm	2700K	20°	033014101 ○	17 W 98310325 DALI 98310599
				033014102 ●	
				033014103 ●	
			56°	033014201 ○	
				033014202 ●	
				033014203 ●	
CRI95	5760 / 7485 lm	3000K	20°	033014301 ○	
				033014302 ●	
				033014303 ●	
			56°	033014401 ○	
				033014402 ●	
				033014403 ●	
CRI95	6330 / 8625 lm	4000K	20°	033014501 ○	
				033014502 ●	
				033014503 ●	
			56°	033014601 ○	
				033014602 ●	
				033014603 ●	

HIGH EFFICIENCY LED

72 W				DRIVER (NOT INCL.)	
CRI82	9435 lm	2700K	20°	033014701 ○	24 W 98310231 DALI 98310599
				033014702 ●	
				033014703 ●	
			56°	033014801 ○	
				033014802 ●	
				033014803 ●	
CRI85	10155 lm	3000K	20°	033014901 ○	
				033014902 ●	
				033014903 ●	
			56°	033015001 ○	
				033015002 ●	
				033015003 ●	
CRI85	10545 lm	4000K	20°	033015101 ○	
				033015102 ●	
				033015103 ●	
			56°	033015201 ○	
				033015202 ●	
				033015203 ●	

FOOD LIGHTING LED

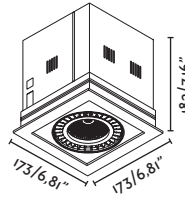
72 W				DRIVER (NOT INCL.)	
CRI85	5700 lm	fruits ●	20°	033015301 ○	24 W 98310231 DALI 98310599
				033015302 ●	
				033015303 ●	
			56°	033015401 ○	
				033015402 ●	
				033015403 ●	
CRI85	5880 lm	fish ●	20°	033015501 ○	
				033015502 ●	
				033015503 ●	
			56°	033015601 ○	
				033015602 ●	
				033015603 ●	
CRI70	5370 lm	meat ●	20°	033015701 ○	
				033015702 ●	
				033015703 ●	
			56°	033015801 ○	
				033015802 ●	
				033015803 ●	

RETAIL LIGHTING LED

51 / 72 W				DRIVER (NOT INCL.)		
CRI95	5895 / 7905 lm	PEARL WHITE 3100 K	20°	033015901 ○	17 W 98310325 DALI 98310599	
				033015902 ●		
				033015903 ●		
			56°	033016001 ○		
				033016002 ●		
				033016003 ●		
CRI95	5895 / 7905 lm	PEARL WHITE 3100 K	20°	033015901 ○		24 W 98310231 DALI 98310599
				033015902 ●		
				033015903 ●		
			56°	033016001 ○		
				033016002 ●		
				033016003 ●		

COLIN IL

LED



18 / 25 W				DRIVER (NOT INCL.)	
CRI82	2100 / 2775 lm	2700K	20°	034008501 ○	18 W 98310325 DALI 98310599 25 W 98310231 DALI 98310599
				034008502 ●	
				034008503 ●	
			56°	034008601 ○	
				034008602 ●	
				034008603 ●	
CRI85	2260 / 2990 lm	3000K	20°	034008701 ○	
				034008702 ●	
				034008703 ●	
			56°	034008801 ○	
				034008802 ●	
				034008803 ●	
CRI85	2350 / 3105 lm	4000K	20°	034008901 ○	
				034008902 ●	
				034008903 ●	
			56°	034009001 ○	
				034009002 ●	
				034009003 ●	

CRI95				DRIVER (NOT INCL.)	
36 W					
CRI95	3490 lm	2700K	20°	034009101 ○	36 W 98310445 DALI 98310599
				034009102 ●	
				034009103 ●	
			56°	034009201 ○	
				034009202 ●	
				034009203 ●	
CRI95	3700 lm	3000K	20°	034009301 ○	
				034009302 ●	
				034009303 ●	
			56°	034009401 ○	
				034009402 ●	
				034009403 ●	
CRI95	4070 lm	4000K	20°	034009501 ○	
				034009502 ●	
				034009503 ●	
			56°	034009601 ○	
				034009602 ●	
				034009603 ●	

HIGH EFFICIENCY LED				DRIVER (NOT INCL.)	
36 W					
CRI82	4400 m	2700K	20°	034009701 ○	36 W 98310445 DALI 98310599
				034009702 ●	
				034009703 ●	
			56°	034009801 ○	
				034009802 ●	
				034009803 ●	
CRI85	4780 lm	3000K	20°	034009901 ○	
				034009902 ●	
				034009903 ●	
			56°	034010001 ○	
				034010002 ●	
				034010003 ●	
CRI85	4970 lm	4000K	20°	034010101 ○	
				034010102 ●	
				034010103 ●	
			56°	034010201 ○	
				034010202 ●	
				034010203 ●	

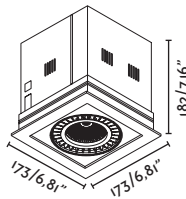
FOOD LIGHTING LED

24 / 36 W				DRIVER (NOT INCL.)	
CRI85	1900 / 2725 lm	fruits ●	20°	034010301 ○	24 W 98310231 DALI 98310599
				034010302 ●	
				034010303 ●	
	56°	034010401 ○			
		034010402 ●			
		034010403 ●			
CRI70	1960 / 2810 lm	fish ●	20°	034010501 ○	36 W 98310445 DALI 98310599
				034010502 ●	
				034010503 ●	
	56°	034010601 ○			
		034010602 ●			
		034010603 ●			
CRI70	1790 / 2570 lm	meat ●	20°	034010701 ○	
				034010702 ●	
				034010703 ●	
	56°	034010801 ○			
		034010802 ●			
		034010803 ●			

RETAIL LIGHTING LED

24 / 36 W				DRIVER (NOT INCL.)	
CRI95	2635 / 3785 lm	PEARL WHITE 3100 K	20°	034010901 ○	24 W 98310231 DALI 98310599
				034010902 ●	
				034010903 ●	
			56°	034011001 ○	
				034011002 ●	
				034011003 ●	

QR - III LED

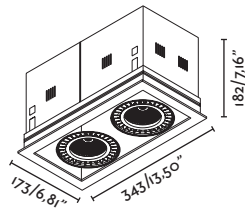
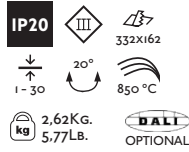


MAX. 12 W LED

SOCKET 1*G53	12 V	ELECTRONIC GEAR NOT INCLUDED 98111020	03400401 ○ 03400402 ● 03400403 ●	*Bulb not included
--------------	------	---	--	--------------------

COLIN 2L

LED



36 / 50 W			DRIVER (NOT INCL.)		
CRI82	4200 / 5550 lm	2700K	20°	034011101 ○	18 W 98310325 DALI 98310599 25 W 98310231 DALI 98310599
				034011102 ●	
				034011103 ●	
			56°	034011201 ○	
				034011202 ●	
				034011203 ●	
CRI85	4520 / 5980 lm	3000K	20°	034011301 ○	
				034011302 ●	
				034011303 ●	
			56°	034011401 ○	
				034011402 ●	
				034011403 ●	
CRI85	4700 / 6210 lm	4000K	20°	034011501 ○	
				034011502 ●	
				034011503 ●	
			56°	034011601 ○	
				034011602 ●	
				034011603 ●	

CRI95			DRIVER (NOT INCL.)		
72 W			DRIVER (NOT INCL.)		
CRI95	6980 lm	2700K	20°	034011701 ○	36 W 98310445 DALI 98310599
				034011702 ●	
				034011703 ●	
			56°	034011801 ○	
				034011802 ●	
				034011803 ●	
CRI95	7400 lm	3000K	20°	034011901 ○	
				034011902 ●	
				034011903 ●	
			56°	034012001 ○	
				034012002 ●	
				034012003 ●	
CRI95	8140 lm	4000K	20°	034012101 ○	
				034012102 ●	
				034012103 ●	
			56°	034012201 ○	
				034012202 ●	
				034012203 ●	

HIGH EFFICIENCY LED			DRIVER (NOT INCL.)		
72 W			DRIVER (NOT INCL.)		
CRI82	8800 lm	2700K	20°	034012301 ○	36 W 98310445 DALI 98310599
				034012302 ●	
				034012303 ●	
			56°	034012401 ○	
				034012402 ●	
				034012403 ●	
CRI85	9560 lm	3000K	20°	034012501 ○	
				034012502 ●	
				034012503 ●	
			56°	034012601 ○	
				034012602 ●	
				034012603 ●	
CRI85	9940 lm	4000K	20°	034012701 ○	
				034012702 ●	
				034012703 ●	
			56°	034012801 ○	
				034012802 ●	
				034012803 ●	

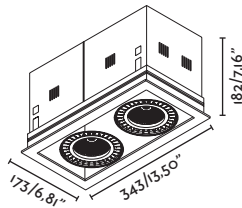
FOOD LIGHTING LED

48 / 72 W				DRIVER (NOT INCL.)			
CRI85	3800 / 5450 lm	fruits	●	20°	034012901 ○ 034012902 ● 034012903 ●	24 W 98310231 DALI 98310599	
				56°	034013001 ○ 034013002 ● 034013003 ●		
				20°	034013101 ○ 034013102 ● 034013103 ●		
	3920 / 5620 lm	fish	●	56°	034013201 ○ 034013202 ● 034013203 ●		36 W 98310445 DALI 98310599
				20°	034013301 ○ 034013302 ● 034013303 ●		
				56°	034013401 ○ 034013402 ● 034013403 ●		
CRI70	3580 / 5140 lm	meat	●	20°	034013301 ○ 034013302 ● 034013303 ●		
				56°	034013401 ○ 034013402 ● 034013403 ●		

RETAIL LIGHTING LED

48 / 72 W				DRIVER (NOT INCL.)		
CRI95	5270 / 7570 lm	PEARL WHITE 3100 K	—	20°	034013501 ○ 034013502 ● 034013503 ●	24 W 98310231 DALI 98310599
				56°	034013601 ○ 034013602 ● 034013603 ●	
					034013603 ●	

QR KIT LED



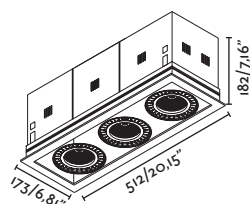
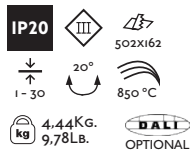
MAX. 2 X 12 W LED

SOCKET 2*G53	12 V	ELECTRONIC GEAR NOT INCLUDED 98111020	03400501 ○ 03400502 ● 03400503 ●
--------------	------	---	--

*Bulb not included

COLIN 3L

LED



54 / 75 W				DRIVER (NOT INCL.)	
CRI82	6300 / 8325 lm	2700K	20°	034013701 ○	18 W 98310325 DALI 98310599 25 W 98310231 DALI 98310599
				034013702 ●	
				034013703 ●	
			56°	034013801 ○	
				034013802 ●	
				034013803 ●	
CRI85	6780 / 8970 lm	3000K	20°	034013901 ○	
				034013902 ●	
				034013903 ●	
			56°	034014001 ○	
				034014002 ●	
				034014003 ●	
CRI85	7050 / 9315 lm	4000K	20°	034014101 ○	
				034014102 ●	
				034014103 ●	
			56°	034014201 ○	
				034014202 ●	
				034014203 ●	

CRI95				DRIVER (NOT INCL.)	
108 W				DRIVER (NOT INCL.)	
CRI95	10470 lm	2700K	20°	034014301 ○	36 W 98310445 DALI 98310599
				034014302 ●	
				034014303 ●	
			56°	034014401 ○	
				034014402 ●	
				034014403 ●	
CRI95	11100 lm	3000K	20°	034014501 ○	
				034014502 ●	
				034014503 ●	
			56°	034014601 ○	
				034014602 ●	
				034014603 ●	
CRI95	12210 lm	4000K	20°	034014701 ○	
				034014702 ●	
				034014703 ●	
			56°	034014801 ○	
				034014802 ●	
				034014803 ●	

HIGH EFFICIENCY LED				DRIVER (NOT INCL.)	
108 W				DRIVER (NOT INCL.)	
CRI82	13200 lm	2700K	20°	034014901 ○	36 W 98310445 dALI 98310599
				034014902 ●	
				034014903 ●	
			56°	034015001 ○	
				034015002 ●	
				034015003 ●	
CRI85	14340 lm	3000K	20°	034015101 ○	
				034015102 ●	
				034015103 ●	
			56°	034015201 ○	
				034015202 ●	
				034015203 ●	
CRI85	14910 lm	4000K	20°	034015301 ○	
				034015302 ●	
				034015303 ●	
			56°	034015401 ○	
				034015402 ●	
				034015403 ●	

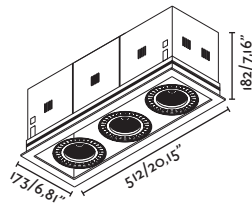
FOOD LIGHTING LED

72 / 108 W				DRIVER (NOT INCL.)			
CRI85	5700 / 8175 Lm	fruits	●	20°	034015501 ○ 034015502 ● 034015503 ●	24 W 98310231 DALI 98310599	
				56°	034015601 ○ 034015602 ● 034015603 ●		
				20°	034015701 ○ 034015702 ● 034015703 ●		
	5880 / 8430 Lm	fish	●	56°	034015801 ○ 034015802 ● 034015803 ●		36 W 98310445 DALI 98310599
				20°	034015901 ○ 034015902 ● 034015903 ●		
				56°	034016001 ○ 034016002 ● 034016003 ●		
CRI70	5370 / 7710 Lm	meat	●	20°	034016101 ○ 034016102 ● 034016103 ●	24 W 98310231 DALI 98310599	
				56°	034016201 ○ 034016202 ● 034016203 ●		

RETAIL LIGHTING LED

72 / 108 W				DRIVER (NOT INCL.)		
CRI95	7905 / 11355 Lm	PEARL WHITE 3100 K	-	20°	034016101 ○ 034016102 ● 034016103 ●	24 W 98310231 DALI 98310599
				56°	034016201 ○ 034016202 ● 034016203 ●	

QR KIT LED



MAX. 3 X 12 W

SOCKET 3*G53	12 V	ELECTRONIC GEAR NOT INCLUDED 98111020	03400601 ○ 03400602 ● 03400603 ●
--------------	------	---	--

*Bulb not included

TEKO

NEW



Family of adjustable surface luminaires. Available in LEDs of different powers and degrees of opening.

The design manages to hide the rotation system of the light source with a very refined final result.

Familia de luminarias de superficie orientables. Disponibles en LED de varias potencias y grados de apertura.

El diseño consigue esconder el sistema de rotación de la fuente de luz con un resultado final muy depurado.

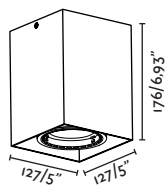
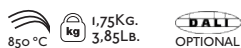


Our downlights OPTIC incorporate Vossloh components, to offer the latest technology available in the market and the most efficient LED. Nuestros downlights OPTIC incorporan componentes Vossloh, para poder ofrecer la última tecnología disponible en el mercado y los led más eficientes.



TEKO IL NEW

LED






12 / 18 W				DRIVER (NOT INCL.)	
CRI82	1565 / 2100 lm	2700K	20°	050400101 <input type="radio"/>	
				050400102 <input checked="" type="radio"/>	
			56°	050400201 <input type="radio"/>	
				050400202 <input checked="" type="radio"/>	
CRI85	1685 / 2260 lm	3000K	20°	050400301 <input type="radio"/>	12 W 98310125 DALI 98310599
				050400302 <input checked="" type="radio"/>	
			56°	050400401 <input type="radio"/>	18 W 98310325 DALI 98310599
				050400402 <input checked="" type="radio"/>	
	1750 / 2350 lm	4000K	20°	050400501 <input type="radio"/>	
				050400502 <input checked="" type="radio"/>	
			56°	050400601 <input type="radio"/>	
				050400602 <input checked="" type="radio"/>	

CRI95				DRIVER (NOT INCL.)	
17 / 24 W					
	1810 / 2470 lm	2700K	20°	050400701 <input type="radio"/>	
				050400702 <input checked="" type="radio"/>	
			56°	050400801 <input type="radio"/>	
				050400802 <input checked="" type="radio"/>	
CRI95	1920 / 2615 lm	3000K	20°	050400901 <input type="radio"/>	17 W 98310325 DALI 98310599
				050400902 <input checked="" type="radio"/>	
			56°	050401001 <input type="radio"/>	24 W 98310231 DALI 98310599
				050401002 <input checked="" type="radio"/>	
	2110 / 2875 lm	4000K	20°	050401101 <input type="radio"/>	
				050401102 <input checked="" type="radio"/>	
			56°	050401201 <input type="radio"/>	
				<input checked="" type="radio"/>	

HIGH EFFICIENCY LED

24 W				DRIVER (NOT INCL.)	
CRI82	3145 lm	2700K	20°	050401301 ○	24 W 98310231 DALI 98310599
				050401302 ●	
		56°	050401401 ○		
			050401402 ●		
CRI85	3385 lm	3000K	20°	050401501 ○	
				050401502 ●	
		56°	050401601 ○		
			050401602 ●		
CRI85	3515 lm	4000K	20°	050401701 ○	
				050401702 ●	
		56°	050401801 ○		
			050401802 ●		

FOOD LIGHTING LED

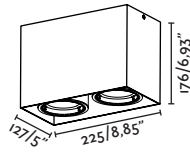
24 W				DRIVER (NOT INCL.)	
CRI85	1900 lm	fruits 	20°	050401901 ○	24 W 98310231 DALI 98310599
				050401902 ●	
		56°	050402001 ○		
			050402002 ●		
CRI85	1960 lm	fish 	20°	050402101 ○	
				050402102 ●	
		56°	050402201 ○		
			050402202 ●		
CRI70	1790 lm	meat 	20°	050402301 ○	
				050402302 ●	
		56°	050402401 ○		
			050402402 ●		

RETAIL LIGHTING LED

17 / 24 W				DRIVER (NOT INCL.)	
CRI95	1965 / 2635 lm	PEARL WHITE 3100 K	20°	050402501 ○	17 W 98310325 DALI 98310599
				050402502 ●	
		56°	050402601 ○	24 W 98310231 DALI 98310599	
			050402602 ●		

TEKO 2L NEW

LED



24 / 36 W				DRIVER (NOT INCL.)	
CRI82	3130 / 4200 lm	2700K	20°	050500101 <input type="radio"/>	
				050500102 <input checked="" type="radio"/>	
			56°	050500201 <input type="radio"/>	
				050500202 <input checked="" type="radio"/>	
CRI85	3370 / 4520 lm	3000K	20°	050500301 <input type="radio"/>	12 W 98310125 DALI 98310599
				050500302 <input checked="" type="radio"/>	
			56°	050500401 <input type="radio"/>	18 W 98310325 DALI 98310599
				050500402 <input checked="" type="radio"/>	
	3500 / 4700 lm	4000K	20°	050500501 <input type="radio"/>	
				050500502 <input checked="" type="radio"/>	
			56°	050500601 <input type="radio"/>	
				050500602 <input checked="" type="radio"/>	

34 / 48 W				DRIVER (NOT INCL.)	
	3620 / 4940 lm	2700K	20°	050500701 <input type="radio"/>	
				050500702 <input checked="" type="radio"/>	
			56°	050500801 <input type="radio"/>	
				050500802 <input checked="" type="radio"/>	
CRI95	3840 / 5230 lm	3000K	20°	050500901 <input type="radio"/>	17 W 98310325 DALI 98310599
				050500902 <input checked="" type="radio"/>	
			56°	050501001 <input type="radio"/>	24 W 98310231 DALI 98310599
				050501002 <input checked="" type="radio"/>	
	4220 / 5750 lm	4000K	20°	050501101 <input type="radio"/>	
				050501102 <input checked="" type="radio"/>	
			56°	050501201 <input type="radio"/>	
				050501202 <input checked="" type="radio"/>	

HIGH EFFICIENCY LED

48 W				DRIVER (NOT INCL.)	
CRI82	6290 lm	2700K	20°	050501301 ○	24 W 98310231 DALI 98310599
				050501302 ●	
		56°	050501401 ○		
			050501402 ●		
CRI85	6770 lm	3000K	20°	050501501 ○	
				050501502 ●	
		56°	050501601 ○		
			050501602 ●		
CRI85	7030 lm	4000K	20°	050501701 ○	
				050501702 ●	
		56°	050501801 ○		
			050501802 ●		

FOOD LIGHTING LED

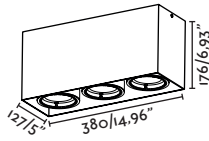
48 W				DRIVER (NOT INCL.)	
CRI85	3800 lm	fruits ●	20°	050501901 ○	24 W 98310231 DALI 98310599
				050501902 ●	
		56°	050502001 ○		
			050502002 ●		
CRI85	3920 lm	fish ●	20°	050502101 ○	
				050502102 ●	
		56°	050502201 ○		
			050502202 ●		
CRI70	3580 lm	meat ●	20°	050502301 ○	
				050502302 ●	
		56°	050502401 ○		
			050502402 ●		

RETAIL LIGHTING LED

34 / 48 W				DRIVER (NOT INCL.)	
CRI95	3930 / 5270 lm	PEARL WHITE 3100 K	20°	050502501 ○	17 W 98310325 DALI 98310599
				050502502 ●	
		56°	050502601 ○		
			050502602 ●		

TEKO 3L NEW

LED



36 / 54 W				DRIVER (NOT INCL.)	
CRI82	4695 / 6300 lm	2700K	20°	050600101 <input type="radio"/>	
				050600102 <input checked="" type="radio"/>	
			56°	050600201 <input type="radio"/>	
				050600202 <input checked="" type="radio"/>	
CRI85	5055 / 6780 lm	3000K	20°	050600301 <input type="radio"/>	12 W 98310125 DALI 98310599
				050600302 <input checked="" type="radio"/>	
			56°	050600401 <input type="radio"/>	18 W 98310325 DALI 98310599
				050600402 <input checked="" type="radio"/>	
	5250 / 7050 lm	4000K	20°	050600501 <input type="radio"/>	
				050600502 <input checked="" type="radio"/>	
			56°	050600601 <input type="radio"/>	
				050600602 <input checked="" type="radio"/>	

CRI95				DRIVER (NOT INCL.)	
51 / 72 W					
	5430 / 7410 lm	2700K	20°	050600701 <input type="radio"/>	
				050600702 <input checked="" type="radio"/>	
			56°	050600801 <input type="radio"/>	
				050600802 <input checked="" type="radio"/>	
CRI95	5760 / 7485 lm	3000K	20°	050600901 <input type="radio"/>	17 W 98310325 DALI 98310599
				050600902 <input checked="" type="radio"/>	
			56°	050601001 <input type="radio"/>	24 W 98310231 DALI 98310599
				050601002 <input checked="" type="radio"/>	
	6330 / 8625 lm	4000K	20°	050601101 <input type="radio"/>	
				050601102 <input checked="" type="radio"/>	
			56°	050601201 <input type="radio"/>	
				050601202 <input checked="" type="radio"/>	

HIGH EFFICIENCY LED

72 W				DRIVER (NOT INCL.)	
CRI82	9435 lm	2700K	20°	050601301 ○	24 W 98310231 DALI 98310599
				050601302 ●	
	10155 lm	3000K	56°	050601401 ○	
				050601402 ●	
CRI85			20°	050601501 ○	
				050601502 ●	
	10545 lm	4000K	56°	050601601 ○	
				050601602 ●	
			20°	050601701 ○	
				050601702 ●	
			56°	050601801 ○	
				050601802 ●	

FOOD LIGHTING LED

72 W				DRIVER (NOT INCL.)	
CRI85	5700 lm	fruits ●	20°	050601901 ○	24 W 98310231 DALI 98310599
				050601902 ●	
	5880 lm	fish ●	56°	050602001 ○	
				050602002 ●	
			20°	050602101 ○	
				050602102 ●	
CRI70	5370 lm	meat ●	56°	050602201 ○	
				050602202 ●	
			20°	050602301 ○	
				050602302 ●	
			56°	050602401 ○	
				050602402 ●	

RETAIL LIGHTING LED

51 / 72 W				DRIVER (NOT INCL.)	
CRI95	5895 / 7905 lm	PEARL WHITE 3100 K	20°	050602501 ○	17 W 98310325 DALI 98310599
				050602502 ●	
			56°	050602601 ○	
				050602602 ●	
					24 W 98310231 DALI 98310599

SIGN



Surface luminaire.

This family of lighting is manufactured in different sizes and potency, which makes it easy to find the one that fits best your lighting needs.

The LED models incorporate what we call EYE which is a high efficiency heat sink where the chip is housed. This heatsink is designed to accommodate different types of LED and makes it possible for us to replace the LED easily.

We always use top brand LED making sure we can offer the latest technology available in the market and the most efficient led.

The driver is supplied with the luminaire.

Luminaria de superficie.

Esta familia de luminarias se fabrica en diferentes tamaños y potencias por lo que es fácil encontrar la que más se ajuste a nuestras necesidades de iluminación.

Los modelos LED incorporan lo que nosotros llamamos EYE que es un disipador de calor de alta eficiencia donde va alojado el chip. Este disipador está preparado para alojar diferentes tipos de LED y también hace posible que podamos sustituir el LED fácilmente.

Siempre utilizamos LED de primeras marcas asegurándonos de poder ofrecer la última tecnología disponible en el mercado y los led más eficientes.

El driver se suministra con la luminaria.



Our surface luminaire SIGN incorporate Vossloh components, to offer the latest technology available in the market and the most efficient LED.

Nuestras luminarias de superficie SIGN incorporan componentes Vossloh, para poder ofrecer la última tecnología disponible en el mercado y los led más eficientes.

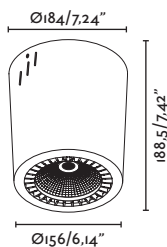
SIGN

LED

IP20

1,20Kg.
2,64Lb.

DALI
OPTIONAL



18 W Driver included

Beam Angle	Model	Availability
20°	050204101	○
	050204102	●
	050204103	●
56°	050204201	○
	050204202	●
	050204203	●
<hr/>		
20°	050204301	○
	050204302	●
	050204303	●
56°	050204401	○
	050204402	●
	050204403	●
<hr/>		
20°	050204501	○
	050204502	●
	050204503	●
56°	050204601	○
	050204602	●
	050204603	●

DALI OPTION

Add a D at the end of the ref.
e.g.: 050204101D

**LOWER PRICE
HEMOS BAJADO
EL PRECIO**

25 W Driver included

Beam Angle	Model	Availability
20°	050204701	○
	050204702	●
	050204703	●
56°	050204801	○
	050204802	●
	050204803	●
<hr/>		
20°	050204901	○
	050204902	●
	050204903	●
56°	050205001	○
	050205002	●
	050205003	●
<hr/>		
20°	050205101	○
	050205102	●
	050205103	●
56°	050205201	○
	050205202	●
	050205203	●

DALI OPTION

Add a D at the end of the ref.
e.g.: 050204702D

**LOWER PRICE
HEMOS BAJADO
EL PRECIO**

HIGH EFFICIENCY LED

36 W Driver included

Beam Angle	Model	Availability
20°	050205301	○
	050205302	●
	050205303	●
56°	050205401	○
	050205402	●
	050205403	●
<hr/>		
20°	050205501	○
	050205502	●
	050205503	●
56°	050205601	○
	050205602	●
	050205603	●
<hr/>		
20°	050205701	○
	050205702	●
	050205703	●
56°	050205801	○
	050205802	●
	050205803	●

DALI OPTION

Add a D at the end of the ref.
e.g.: 050205301D

**LOWER PRICE
HEMOS BAJADO
EL PRECIO**

CRI95

36 W Driver included

CRI95	3490 Lm	2700K	20°	050205901	○	<p>LOWER PRICE HEMOS BAJADO EL PRECIO</p> <p>DALI OPTION</p> <p>Add a D at the end of the ref. e.g.: 050205901D</p>
				050205902	●	
				050205903	●	
	3700 Lm	3000K	20°	050206101	○	
				050206102	●	
				050206103	●	
4070 Lm	4000K	20°	050206201	○		
			050206202	●		
			050206203	●		
CRI95	3700 Lm	3000K	20°	050206301	○	
				050206302	●	
				050206303	●	
	4070 Lm	4000K	20°	050206401	○	
				050206402	●	
				050206403	●	

FOOD LIGHTING LED

24 W Driver included

CRI85	1900 Lm	fruits ●	20°	050206501	○	<p>LOWER PRICE HEMOS BAJADO EL PRECIO</p> <p>DALI OPTION</p> <p>Add a D at the end of the ref. e.g.: 050206501D</p>
				050206502	●	
				050206503	●	
	1960 Lm	fish ●	20°	050206601	○	
				050206602	●	
				050206603	●	
CRI70	1790 Lm	meat ●	20°	050206801	○	
				050206802	●	
				050206803	●	
	1790 Lm	meat ●	20°	050206901	○	
				050206902	●	
				050206903	●	
CRI70	1790 Lm	meat ●	20°	050207001	○	
				050207002	●	
				050207003	●	

36 W Driver included

CRI85	2725 Lm	fruits ●	20°	050207101	○	<p>LOWER PRICE HEMOS BAJADO EL PRECIO</p> <p>DALI OPTION</p> <p>Add a D at the end of the ref. e.g.: 050207101D</p>
				050207102	●	
				050207103	●	
	2810 Lm	fish ●	20°	050207201	○	
				050207202	●	
				050207203	●	
CRI70	2570 Lm	meat ●	20°	050207301	○	
				050207302	●	
				050207303	●	
	2570 Lm	meat ●	20°	050207401	○	
				050207402	●	
				050207403	●	
CRI70	2570 Lm	meat ●	20°	050207501	○	
				050207502	●	
				050207503	●	
	2570 Lm	meat ●	20°	050207601	○	
				050207602	●	
				050207603	●	

RETAIL LIGHTING LED

24 W Driver included

CRI95	2635 lm	PEARL WHITE 3100 K	20°	050207701 050207702 050207703	○ ● ●	LOWER PRICE HEMOS BAJADO EL PRECIO	DALI OPTION Add a D at the end of the ref. e.g.: 050207701D
			56°	050207801 050207802 050207803	○ ● ●		

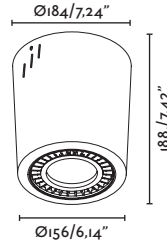
36 W Driver included

CRI95	3785 lm	PEARL WHITE 3100 K	20°	050207901 050207902 050207903	○ ● ●	LOWER PRICE HEMOS BAJADO EL PRECIO	DALI OPTION Add a D at the end of the ref. e.g.: 050207901D
			56°	050208001 050208002 050208003	○ ● ●		

SIGN

LED

IP20   1,80Kg.
3,96Lb.



QR-III LED

MAX. 20 W LED

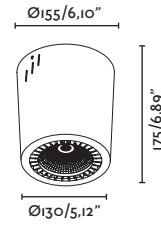
SOCKET 1*GX53	12 V	ELECTRONIC GEAR INCLUDED	05022801 ○ 05022802 ● 05022803 ●
---------------	------	-----------------------------	--

*Bulb not included

MINISIGN

LED

IP20   0,69Kg.
1,52Lb.



12 W Driver included

CRI82	1565 Lm	2700K	20°	050304701 ○	
				050304702 ●	
				050304703 ●	
CRI85	1685 Lm	3000K	56°	050304801 ○	
				050304802 ●	
				050304803 ●	
CRI85	1750 Lm	4000K	20°	050304901 ○	
				050304902 ●	
				050304903 ●	
CRI85	1750 Lm	4000K	56°	050305001 ○	<div style="background-color: black; color: white; padding: 2px; text-align: center;"> LOWER PRICE HEMOS BAJADO EL PRECIO </div>
				050305002 ●	
				050305003 ●	
CRI85	1750 Lm	4000K	20°	050305101 ○	
				050305102 ●	
				050305103 ●	
CRI85	1750 Lm	4000K	56°	050305201 ○	
				050305202 ●	
				050305203 ●	

18 W Driver included

CRI82	2100 Lm	2700K	20°	050305301 ○	
				050305302 ●	
				050305303 ●	
CRI85	2260 Lm	3000K	56°	050305401 ○	
				050305402 ●	
				050305403 ●	
CRI85	2260 Lm	3000K	20°	050305501 ○	
				050305502 ●	
				050305503 ●	
CRI85	2350 Lm	4000K	56°	050305601 ○	<div style="background-color: black; color: white; padding: 2px; text-align: center;"> LOWER PRICE HEMOS BAJADO EL PRECIO </div>
				050305602 ●	
				050305603 ●	
CRI85	2350 Lm	4000K	20°	050305701 ○	
				050305702 ●	
				050305703 ●	
CRI85	2350 Lm	4000K	56°	050305801 ○	
				050305802 ●	
				050305803 ●	

CRI95

17 W Driver included

CRI95	1810 Lm	2700K	20°	050305901 ○
				050305902 ●
				050305903 ●
	1920 Lm	3000K	56°	050306001 ○
				050306002 ●
				050306003 ●
2110 Lm	4000K	20°	050306101 ○	
			050306102 ●	
			050306103 ●	
	56°		050306201 ○	
			050306202 ●	
			050306203 ●	

**LOWER PRICE
HEMOS BAJADO
EL PRECIO**

24 W Driver included

CRI95	2470 Lm	2700K	20°	050306501 ○
				050306502 ●
				050306503 ●
	2615 Lm	3000K	56°	050306601 ○
				050306602 ●
				050306603 ●
2875 Lm	4000K	20°	050306701 ○	
			050306702 ●	
			050306703 ●	
	56°		050306801 ○	
			050306802 ●	
			050306803 ●	

**LOWER PRICE
HEMOS BAJADO
EL PRECIO**

HIGH EFFICIENCY LED





24 W Driver included

CRI82	3145 Lm	2700K	20°	050307101 ○
				050307102 ●
				050307103 ●
	3385 Lm	3000K	56°	050307201 ○
				050307202 ●
				050307203 ●
CRI85	3515 Lm	4000K	20°	050307301 ○
				050307302 ●
				050307303 ●
	56°		050307401 ○	
			050307402 ●	
			050307403 ●	






**LOWER PRICE
HEMOS BAJADO
EL PRECIO**

FOOD LIGHTING LED

17 W Driver included

CRI85	1390 Lm	fruits		20°	050307701 <input type="radio"/>	LOWER PRICE HEMOS BAJADO EL PRECIO
					050307702 <input checked="" type="radio"/>	
					050307703 <input checked="" type="radio"/>	
	1435 Lm	fish		20°	050307801 <input type="radio"/>	
					050307802 <input checked="" type="radio"/>	
					050307803 <input checked="" type="radio"/>	
CRI70	1310 Lm	meat		20°	050308101 <input type="radio"/>	
					050308102 <input checked="" type="radio"/>	
					050308103 <input checked="" type="radio"/>	
	1310 Lm	meat		56°	050308201 <input type="radio"/>	
					050308202 <input checked="" type="radio"/>	
					050308203 <input checked="" type="radio"/>	

24 W Driver included

CRI85	1900 Lm	fruits		20°	050308301 <input type="radio"/>	LOWER PRICE HEMOS BAJADO EL PRECIO
					050308302 <input checked="" type="radio"/>	
					050308303 <input checked="" type="radio"/>	
	1960 Lm	fish		20°	050308501 <input type="radio"/>	
					050308502 <input checked="" type="radio"/>	
					050308503 <input checked="" type="radio"/>	
CRI70	1790 Lm	meat		20°	050308601 <input type="radio"/>	
					050308602 <input checked="" type="radio"/>	
					050308603 <input checked="" type="radio"/>	
	1790 Lm	meat		56°	050308701 <input type="radio"/>	
					050308702 <input checked="" type="radio"/>	
					050308703 <input checked="" type="radio"/>	
1790 Lm	meat		56°	050308801 <input type="radio"/>		
				050308802 <input checked="" type="radio"/>		
				050308803 <input checked="" type="radio"/>		

RETAIL LIGHTING LED

17 W Driver included

CRI95	1956 Lm	PEARL WHITE 3100 K		20°	050308901 <input type="radio"/>	LOWER PRICE HEMOS BAJADO EL PRECIO
					050308902 <input checked="" type="radio"/>	
					050308903 <input checked="" type="radio"/>	
	1956 Lm	PEARL WHITE 3100 K		56°	050309001 <input type="radio"/>	
					050309002 <input checked="" type="radio"/>	
					050309003 <input checked="" type="radio"/>	

24 W Driver included

CRI95	2635 Lm	PEARL WHITE 3100 K		20°	050309101 <input type="radio"/>	LOWER PRICE HEMOS BAJADO EL PRECIO
					050309102 <input checked="" type="radio"/>	
					050309103 <input checked="" type="radio"/>	
	2635 Lm	PEARL WHITE 3100 K		56°	050309201 <input type="radio"/>	
					050309202 <input checked="" type="radio"/>	
					050309203 <input checked="" type="radio"/>	

VIA NEW



System designed for the general lighting of spaces.

This LED system allows the creation of continuous light lines. We can also build different formats using the corner accessory.

To achieve high visual comfort, the micro prismatic diffuser is available.

It can be used in surface, suspension or recessed installations.

Sistema diseñado para la iluminación general de espacios.


Este sistema LED permite la creación de líneas de luz continuas. También podemos construir formatos diferentes utilizando el accesorio de esquina.

Para conseguir un alto confort visual está disponible el difusor micro prismático.

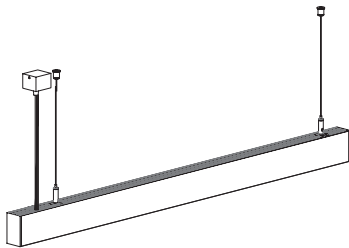
Puede utilizarse en instalaciones de superficie, suspensión o empotradas.

CREATE YOUR PROJECT VIA


INDIVIDUAL SECTIONS ON THE SURFACE:



INDIVIDUAL SUSPENDED SECTIONS:

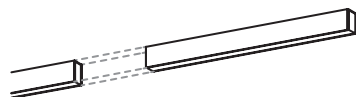


EMBEDDED INDIVIDUAL SECTIONS:




CONTINUOUS SURFACE LINES, SUSPENDED OR RECESSED:

04100201

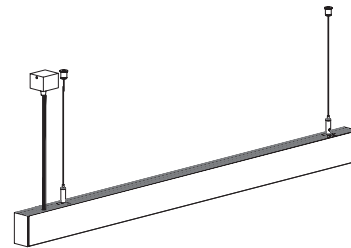


CREA TU PROYECTO VIA


TRAMOS INDIVIDUALES EN SUPERFICIE:



TRAMOS INDIVIDUALES SUSPENDIDOS:

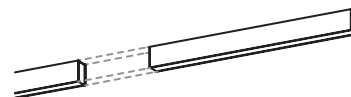


TRAMOS INDIVIDUALES EMPOTRADOS:



LINEAS CONTINUAS DE SUPERFICIE, SUSPENDIDAS O EMPOTRADAS:

04100201

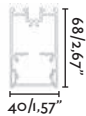
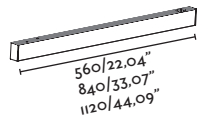


VIA SURFACE NEW

LED



1,05Kg.
2,3LB.



56 CM

12 W Driver included

CRI80	21,4 W/m	1300 lm	3000K	041000901	<input type="radio"/>
				041000902	<input checked="" type="radio"/>
				041000903	<input checked="" type="radio"/>
		1400 lm	4000K	041001801	<input type="radio"/>
				041001802	<input checked="" type="radio"/>
				041001803	<input checked="" type="radio"/>

PRISMATIC OPTION

Add a U at the end of the ref.
e.g.: 041000901 U



17 W Driver included

CRI80	30,3 W/m	1900 lm	3000K	041000801	<input type="radio"/>
				041000802	<input checked="" type="radio"/>
				041000803	<input checked="" type="radio"/>
		2050 lm	4000K	041001701	<input type="radio"/>
				041001702	<input checked="" type="radio"/>
				041001703	<input checked="" type="radio"/>

PRISMATIC OPTION

Add a U at the end of the ref.
e.g.: 041000801 U

24 W Driver included

CRI80	42,8 W/m	2600 lm	3000K	041000701	<input type="radio"/>
				041000702	<input checked="" type="radio"/>
				041000703	<input checked="" type="radio"/>
		2800 lm	4000K	041001601	<input type="radio"/>
				041001602	<input checked="" type="radio"/>
				041001603	<input checked="" type="radio"/>

DALI 24 W OPTION

PRISMATIC OPTION

Add a D at the end of the ref. e.g.: 041000701 D

Add a U at the end of the ref. e.g.: 041000701 U

DALI & PRISMATIC OPTION

Add DU at the end of the ref. e.g.: 041000701 DU

84 CM

17 W Driver included

CRI80	21,4 W/m	1950 lm	3000K	041000601	<input type="radio"/>
				041000602	<input checked="" type="radio"/>
				041000603	<input checked="" type="radio"/>
		2100 lm	4000K	041001501	<input type="radio"/>
				041001502	<input checked="" type="radio"/>
				041001503	<input checked="" type="radio"/>

PRISMATIC OPTION

Add a U at the end of the ref.
e.g.: 041000601 U



25 W Driver included

CRI80	30,3 W/m	2850 lm	3000K	041000501	<input type="radio"/>
				041000502	<input checked="" type="radio"/>
				041000503	<input checked="" type="radio"/>
		3050 lm	4000K	041001401	<input type="radio"/>
				041001402	<input checked="" type="radio"/>
				041001403	<input checked="" type="radio"/>

PRISMATIC OPTION

Add a U at the end of the ref.
e.g.: 041000501 U

36 W Driver included

CRI80	42,8 W/m	3900 lm	3000K	041000401	<input type="radio"/>
				041000402	<input checked="" type="radio"/>
				041000403	<input checked="" type="radio"/>
		4200 lm	4000K	041001301	<input type="radio"/>
				041001302	<input checked="" type="radio"/>
				041001303	<input checked="" type="radio"/>

DALI 36 W OPTION

PRISMATIC OPTION

Add a D at the end of the ref. e.g.: 041000401 D

Add a U at the end of the ref. e.g.: 041000401 U

DALI & PRISMATIC OPTION

Add DU at the end of the ref. e.g.: 041000101 DU

ACCESORIES

PENDANT ACCESSORY 2pcs




- 04100101
- 04100102
- 04100103

CONTINUOUS ACCESSORY 1pc



04100201

112 CM		 1,65Kg. 3,63Lb.			
23 W Driver included				PRISMATIC OPTION	
CRI80	2,14 W/m	2600 lm	3000K	041000301	<input type="radio"/>
				041000302	<input checked="" type="radio"/>
				041000303	<input checked="" type="radio"/>
	2800 lm	4000K	041001201	<input type="radio"/>	
			041001202	<input checked="" type="radio"/>	
			041001203	<input checked="" type="radio"/>	
34 W Driver included				PRISMATIC OPTION	
CRI80	30,3 W/m	3800 lm	3000K	041000201	<input type="radio"/>
				041000202	<input checked="" type="radio"/>
				041000203	<input checked="" type="radio"/>
	4100 lm	4000K	041001101	<input type="radio"/>	
			041001102	<input checked="" type="radio"/>	
			041001103	<input checked="" type="radio"/>	
48 W Driver included				DALI 48 W OPTION	PRISMATIC OPTION
CRI80	42,8 W/m	5200 lm	3000K	041000101	<input type="radio"/>
				041000102	<input checked="" type="radio"/>
				041000103	<input checked="" type="radio"/>
	5600 lm	4000K	041001001	<input type="radio"/>	
			041001002	<input checked="" type="radio"/>	
			041001003	<input checked="" type="radio"/>	
				Add a D at the end of the ref. e.g.: 041000101 D	Add a U at the end of the ref. e.g.: 041000101 U
				DALI & PRISMATIC OPTION	
				Add DU at the end of the ref. e.g.: 041000101 DU	









Add a U at the end of the ref. e.g.: 041000301 U

Add a U at the end of the ref. e.g.: 041000201 U

Add a D at the end of the ref. e.g.: 041000101 D

DALI & PRISMATIC OPTION
Add DU at the end of the ref. e.g.: 041000101 DU

L-SHAPE ONLY FOR SURFACE AND PENDANT				PRISMATIC OPTION		
 CRI80    0,60Kg. 1,32Lb.	 2,14 W/m 30,3 W/m 42,8 W/m	3000K	041009601	<input type="radio"/>	 Add a U at the end of the ref. e.g.: 041000101 U	
			041009602	<input checked="" type="radio"/>		
		4000K	041009701	<input type="radio"/>		
			041009702	<input checked="" type="radio"/>		
		3000K	041009801	<input type="radio"/>		Add a U at the end of the ref. e.g.: 041009801 U
			041009802	<input checked="" type="radio"/>		
4000K	041009901	<input type="radio"/>				
	041009902	<input checked="" type="radio"/>				
	041009903	<input checked="" type="radio"/>				

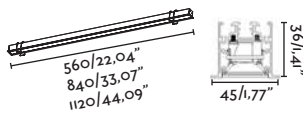
VIA RECESSED

LED

IP20 

 1,05Kg.
2,31Lb.

 **DALI**
OPTIONAL



56 CM					
12 W Driver included				PRISMATIC OPTION	
CRI80	2,14 W/m	1300 lm	3000K	041002701	<input type="radio"/>
		1400 lm	4000K	041003001	<input type="radio"/>
17 W Driver included				PRISMATIC OPTION	
CRI80	30,3 W/m	1900 lm	3000K	041002601	<input type="radio"/>
		2050 lm	4000K	041002901	<input type="radio"/>
24 W Driver included				DALI 36 W OPTION	PRISMATIC OPTION
CRI80	42,8 W/m	2600 lm	3000K	041002501	<input type="radio"/>
		2800 lm	4000K	041002801	<input type="radio"/>
				Add a D at the end of the ref. e.g.: 041002501 D	Add a U at the end of the ref. e.g.: 041002501 U
				DALI & PRISMATIC OPTION	
				Add DU at the end of the ref. e.g.: 041002501 DU	



Add a U at the end of the ref. e.g.: 041002701 U

Add a U at the end of the ref. e.g.: 041002601 U

Add a D at the end of the ref. e.g.: 041002501 D

DALI & PRISMATIC OPTION
Add DU at the end of the ref. e.g.: 041002501 DU

ORE



This luminaire is available for surface, recess or suspension installation for LED or T5 fluorescent light.

In any of the three forms of installation it can be made in continuous lines of light without shadows. To achieve this effect, it is best to install the corresponding connection piece, 1 for every 2 luminaires.



Our luminaire ORE incorporate Vossloh components, to offer the latest technology available in the market and the most efficient LED.
Nuestras luminarias ORE incorporan componentes Vossloh, para poder ofrecer la última tecnología disponible en el mercado y los led más eficientes.



Luminaria para instalación de superficie, de suspensión o de empotrar para led o fluorescencia T5.

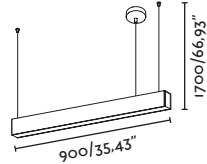
En cualquiera de las tres formas de instalación pueden hacerse líneas continuas de luz sin sombras. Para conseguir este efecto, basta con instalar la pieza de unión correspondiente, 1 por cada 2 luminarias.

ORE MULTI-FUNCTION

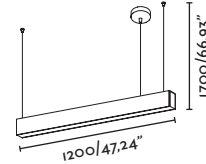
LED



2,28KG.
5,02LB.
DALI
OPTIONAL



2,45KG.
5,40LB.
DALI
OPTIONAL



18 W Driver included

CRI85	90 cm	2020 lm	3000K	040400501 ○
				040400503 ●
		2350 lm	4000K	040400601 ○
				040400603 ●



26 W Driver included

CRI85	90 cm	2920 lm	3000K	040400701 ○
				040400703 ●
		3185 lm	4000K	040400801 ○
				040400803 ●

DALI 26 W

040402301 ○
040402303 ●
040402401 ○
040402403 ●

24 W Driver included

CRI85	120 cm	2880 lm	3000K	040400101 ○
				040400103 ●
		3135 lm	4000K	040400201 ○
				040400203 ●

35 W Driver included

CRI85	120 cm	3890 lm	3000K	040400301 ○
				040400303 ●
		4250 lm	4000K	040400401 ○
				040400403 ●

DALI 35 W

040401901 ○
040401903 ●
040402001 ○
040402003 ●

ORE RECESSED

LED



2,11KG.
4,65LB.
DALI
OPTIONAL



2,30KG.
5,07LB.
DALI
OPTIONAL



18 W Driver included

CRI85	90 cm	2160 lm	3000K	040401301 ○
				040401303 ●
		2350 lm	4000K	040401401 ○
				040401403 ●



26 W Driver included

CRI85	90 cm	2920 lm	3000K	040401501 ○
				040401503 ●
		3185 lm	4000K	040401601 ○
				040401603 ●

DALI 26 W

040403101 ○
040403103 ●
040403201 ○
040403203 ●

24 W Driver included

CRI85	120 cm	2880 lm	3000K	040400901 ○
				040400903 ●
		3135 lm	4000K	040401001 ○
				040401003 ●

35 W Driver included

CRI85	120 cm	3890 lm	3000K	040401101 ○
				040401103 ●
		4250 lm	4000K	040401201 ○
				040401203 ●

DALI 35 W

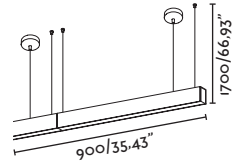
040402701 ○
040402703 ●
040402801 ○
040402803 ●

ORE CONTINUOUS SUSPENSION

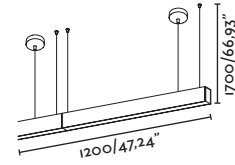
LED



2,28KG.
5,02LB.



2,45KG.
5,40LB.



18 W Driver included

CRI85	90 cm	2375 lm	3000K	040403701	<input type="radio"/>
				040403703	<input checked="" type="radio"/>
		2575 lm	4000K	040403801	<input type="radio"/>
				040403803	<input checked="" type="radio"/>

26 W Driver included

CRI85	90 cm	3210 lm	3000K	040403901	<input type="radio"/>
				040403903	<input checked="" type="radio"/>
		3500 lm	4000K	040404001	<input type="radio"/>
				040404003	<input checked="" type="radio"/>

DALI 26 W

040405501	<input type="radio"/>
040405503	<input checked="" type="radio"/>
040405601	<input type="radio"/>
040405603	<input checked="" type="radio"/>

24 W Driver included

CRI85	120 cm	3165 lm	3000K	040403301	<input type="radio"/>
				040403302	<input checked="" type="radio"/>
				040403303	<input checked="" type="radio"/>
		3445 lm	4000K	040403401	<input type="radio"/>
				040403402	<input checked="" type="radio"/>
				040403403	<input checked="" type="radio"/>

35 W Driver included

CRI85	120 cm	4275 lm	3000K	040403501	<input type="radio"/>
				040403502	<input checked="" type="radio"/>
				040403503	<input checked="" type="radio"/>
		4670 lm	4000K	040403601	<input type="radio"/>
				040403602	<input checked="" type="radio"/>
				040403603	<input checked="" type="radio"/>

DALI 35 W

040405101	<input type="radio"/>
040405102	<input checked="" type="radio"/>
040405103	<input checked="" type="radio"/>
040405201	<input type="radio"/>
040405202	<input checked="" type="radio"/>
040405203	<input checked="" type="radio"/>

ORE CONTINUOUS RECESSED

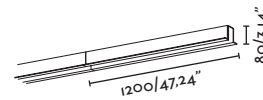
LED



2,11KG.
4,65LB.



2,30KG.
5,07LB.



18 W Driver included

CRI85	90 cm	2375 lm	3000K	040404501	<input type="radio"/>
				040404503	<input checked="" type="radio"/>
		2575 lm	4000K	040404601	<input type="radio"/>
				040404603	<input checked="" type="radio"/>

26 W Driver included

CRI85	90 cm	3210 lm	3000K	040404701	<input type="radio"/>
				040404703	<input checked="" type="radio"/>
		3500 lm	4000K	040404801	<input type="radio"/>
				040404803	<input checked="" type="radio"/>

DALI 26 W

040406301	<input type="radio"/>
040406303	<input checked="" type="radio"/>
040406401	<input type="radio"/>
040406403	<input checked="" type="radio"/>

24 W Driver included

CRI85	120 cm	3165 lm	3000K	040404101	<input type="radio"/>
				040404103	<input checked="" type="radio"/>
				040404201	<input checked="" type="radio"/>
		3445 lm	4000K	040404203	<input checked="" type="radio"/>

35 W Driver included

CRI85	120 cm	4275 lm	3000K	040404301	<input type="radio"/>
				040404303	<input checked="" type="radio"/>
				040404401	<input type="radio"/>
		4670 lm	4000K	040404403	<input checked="" type="radio"/>

DALI 35 W

040405901	<input type="radio"/>
040405903	<input checked="" type="radio"/>
040406001	<input type="radio"/>
040406003	<input checked="" type="radio"/>



KIT FOR SUSPENSION CONTINUOUS LIGHT

04029906

0,07 KG
0,15 LB



KIT FOR RECESSED CONTINUOUS LIGHT

04029907

0,07 KG
0,15 LB

ORE T5 MULTI-FUNCTION

IP20				IP20			
	2,28Kg. 5,02Lb.	DALI OPTIONAL	900/35.43"		2,45Kg. 5,40Lb.	DALI OPTIONAL	1200/47.24"
90 CM							
SOCKET 1xG5 Bulb not included	39 W	ELECTRONIC GEAR INCLUDED	04030201	<input type="radio"/>			
			04030203	<input checked="" type="radio"/>			
DALI DIMMABLE							
SOCKET 1xG5 Bulb not included	39 W	ELECTRONIC GEAR INCLUDED	04030801	<input type="radio"/>			
			04030803	<input checked="" type="radio"/>			
I-10V DIMMABLE							
SOCKET 1xG5 Bulb not included	39 W	ELECTRONIC GEAR INCLUDED	04030701	<input type="radio"/>			
			04030703	<input checked="" type="radio"/>			
120 CM							
SOCKET 1xG5 Bulb not included	54 W	ELECTRONIC GEAR INCLUDED	04020201	<input type="radio"/>			
			04020202	<input checked="" type="radio"/>			
			04020203	<input checked="" type="radio"/>			
DALI DIMMABLE							
SOCKET 1xG5 Bulb not included	54 W	ELECTRONIC GEAR INCLUDED	04020801	<input type="radio"/>			
			04020802	<input checked="" type="radio"/>			
			04020803	<input checked="" type="radio"/>			
I-10V DIMMABLE							
SOCKET 1xG5 Bulb not included	54 W	ELECTRONIC GEAR INCLUDED	04020701	<input type="radio"/>			
			04020702	<input checked="" type="radio"/>			
			04020703	<input checked="" type="radio"/>			

ORE T5 RECESSED

IP23				IP23			
	2,11Kg. 4,65Lb.	DALI OPTIONAL	900/35.43"		2,30Kg. 5,07Lb.	DALI OPTIONAL	1200/47.24"
90 CM							
SOCKET 1xG5 Bulb not included	39 W	ELECTRONIC GEAR INCLUDED	04030001	<input type="radio"/>			
			04030003	<input checked="" type="radio"/>			
DALI DIMMABLE							
SOCKET 1xG5 Bulb not included	39 W	ELECTRONIC GEAR INCLUDED	04031001	<input type="radio"/>			
			04031003	<input checked="" type="radio"/>			
I-10V DIMMABLE							
SOCKET 1xG5 Bulb not included	39 W	ELECTRONIC GEAR INCLUDED	04031101	<input type="radio"/>			
			04031103	<input checked="" type="radio"/>			
120 CM							
SOCKET 1xG5 Bulb not included	54 W	ELECTRONIC GEAR INCLUDED	04020101	<input type="radio"/>			
			04020103	<input checked="" type="radio"/>			
DALI DIMMABLE							
SOCKET 1xG5 Bulb not included	54 W	ELECTRONIC GEAR INCLUDED	04021001	<input type="radio"/>			
			04021003	<input checked="" type="radio"/>			
I-10V DIMMABLE							
SOCKET 1xG5 Bulb not included	54 W	ELECTRONIC GEAR INCLUDED	04021101	<input type="radio"/>			
			04021103	<input checked="" type="radio"/>			

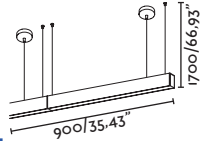
OPTIONAL ANTI-GLARE ACCESSORY			
	90 cm	04039904	0,18 KG 0,08Lb
	120 cm	04029904	0,21 KG 0,09Lb

KIT FOR CONTINUOUS LIGHT	
	04029906

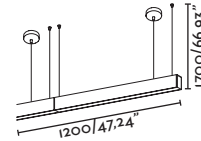
ORE T5 CONTINUOUS SUSPENSION



2,28Kg.
5,02Lb.



2,45Kg.
5,40Lb.



90 CM

SOCKET 1xG5 Bulb not included	39 W	ELECTRONIC GEAR INCLUDED	04032201 04032203	○ ●
DALI DIMMABLE				
SOCKET 1xG5 Bulb not included	39 W	ELECTRONIC GEAR INCLUDED	04032801 04032803	○ ●
I-10V DIMMABLE				
SOCKET 1xG5 Bulb not included	39 W	ELECTRONIC GEAR INCLUDED	04032701 04032703	○ ●

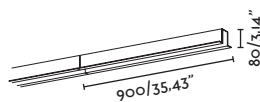
120 CM

SOCKET 1xG5 Bulb not included	54 W	ELECTRONIC GEAR INCLUDED	04022201 04022202 04022203	○ ● ●
DALI DIMMABLE				
SOCKET 1xG5 Bulb not included	54 W	ELECTRONIC GEAR INCLUDED	04022801 04022802 04022803	○ ● ●
I-10V DIMMABLE				
SOCKET 1xG5 Bulb not included	54 W	ELECTRONIC GEAR INCLUDED	04022701 04022702 04022703	○ ● ●

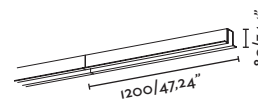
ORE T5 CONTINUOUS RECESSED



2,11Kg.
4,65Lb.



2,30Kg.
5,07Lb.



90 CM

SOCKET 1xG5 Bulb not included	39 W	ELECTRONIC GEAR INCLUDED	04033101 04033103	○ ●
DALI DIMMABLE				
SOCKET 1xG5 Bulb not included	39 W	ELECTRONIC GEAR INCLUDED	04033001 04033003	○ ●
I-10V DIMMABLE				
SOCKET 1xG5 Bulb not included	39 W	ELECTRONIC GEAR INCLUDED	04033301 04033303	○ ●

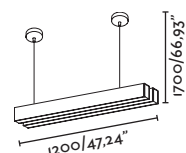
120 CM

SOCKET 1xG5 Bulb not included	54 W	ELECTRONIC GEAR INCLUDED	04023101 04023103	○ ●
DALI DIMMABLE				
SOCKET 1xG5 Bulb not included	54 W	ELECTRONIC GEAR INCLUDED	04023001 04023003	○ ●
I-10V DIMMABLE				
SOCKET 1xG5 Bulb not included	54 W	ELECTRONIC GEAR INCLUDED	04023301 04023303	○ ●

ORE T5 DOUBLE SUSPENSION



6,16Kg.
13,58Lb.

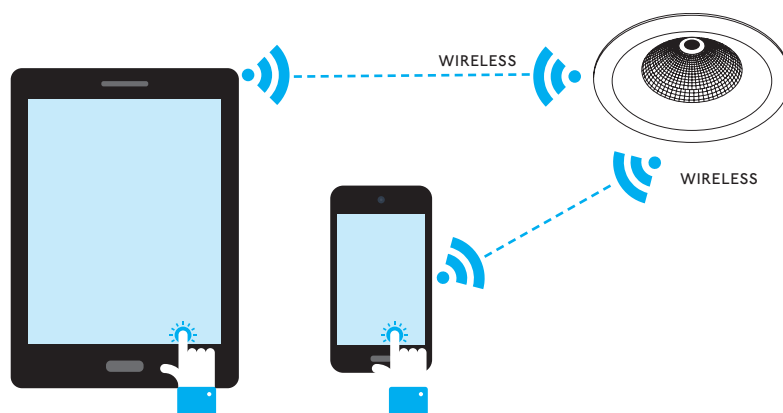


SOCKET 2xG5 Bulb not included	120 cm	39 W	8900 lm	ELECTRONIC GEAR INCLUDED	04020302 04020303	● ●
----------------------------------	--------	------	---------	-----------------------------	----------------------	--------

eBLUE

by **elt**


WIRELESS TECHNOLOGY TO CONTROL YOUR LUMINAIRES
TECNOLOGÍA INALÁMBRICA PARA CONTROLAR TUS LUMINARIAS



WITH YOUR TABLET OR SMARTPHONE
CON TU TABLETA O TELÉFONO INTELIGENTE

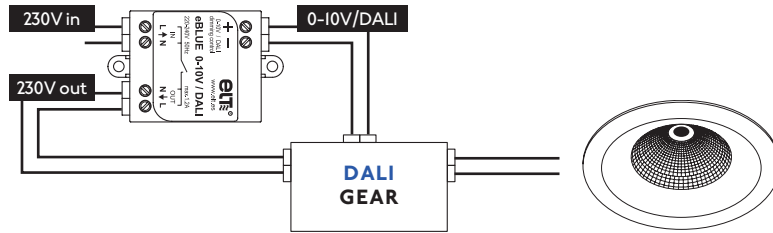
STEP
1

BUY THE eBLUE ACCESSORY
ADQUIERE EL ACCESORIO eBLUE



STEP
2

CONNECT THE ACCESSORY
CONECTA EL ACCESORIO A LA LÁMPARA




STEP
3

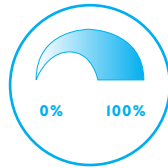
DOWNLOAD THE FREE APP CASAMBI IN YOUR TABLET OR SMARTPHONE
DESCÁRGATE LA APP GRATUITA CASAMBI EN TU TABLET O TELÉFONO INTELIGENTE



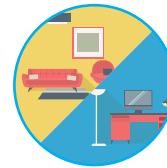
NOW YOU CAN START TO CONTROL YOUR LUMINAIRES
YA PUEDES EMPEZAR A CONTROLAR TUS LUMINARIAS



CONTROL AND PROGRAM
THE ON/OFF
CONTROLA Y PROGRAMA EL
ENCENDIDO/APAGADO



ADJUST THE LIGHT INTENSITY
REGULA LA INTENSIDAD DE LA LUZ

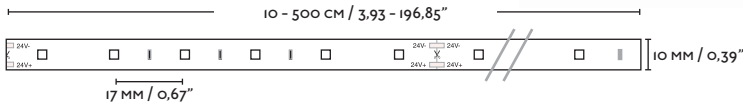


CREATE DIFFERENT SCENES
CREA AMBIENTES Y ESCENAS

MORE INFO
www.elt.es
www.faro.es

LEDSTRIP

5 mt 14.4 W/mt 24 V



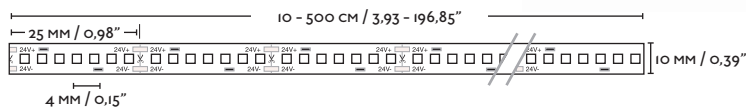
CRI85	2300 K	3200 LM
08040101-01	10 cm	
08040101-02	20 cm	
08040101-03	30 cm	
08040101-04	40 cm	
08040101-05	50 cm	
08040101-06	60 cm	
08040101-07	70 cm	
08040101-08	80 cm	
08040101-09	90 cm	
08040101-10	100 cm	
08040101-11	110 cm	
08040101-12	120 cm	
08040101-13	130 cm	
08040101-14	140 cm	
08040101-15	150 cm	
08040101-16	160 cm	
08040101-17	170 cm	
08040101-18	180 cm	
08040101-19	190 cm	
08040101-20	200 cm	
08040101-21	210 cm	
08040101-22	220 cm	
08040101-23	230 cm	
08040101-24	240 cm	
08040101-25	250 cm	
08040101-26	260 cm	
08040101-27	270 cm	
08040101-28	280 cm	
08040101-29	290 cm	
08040101-30	300 cm	
08040101-31	310 cm	
08040101-32	320 cm	
08040101-33	330 cm	
08040101-34	340 cm	
08040101-35	350 cm	
08040101-36	360 cm	
08040101-37	370 cm	
08040101-38	380 cm	
08040101-39	390 cm	
08040101-40	400 cm	
08040101-41	410 cm	
08040101-42	420 cm	
08040101-43	430 cm	
08040101-44	440 cm	
08040101-45	450 cm	
08040101-46	460 cm	
08040101-47	470 cm	
08040101-48	480 cm	
08040101-49	490 cm	
08040101	500 cm	

CRI85	2700K	3650 LM
08040301-01	10 cm	
08040301-02	20 cm	
08040301-03	30 cm	
08040301-04	40 cm	
08040301-05	50 cm	
08040301-06	60 cm	
08040301-07	70 cm	
08040301-08	80 cm	
08040301-09	90 cm	
08040301-10	100 cm	
08040301-11	110 cm	
08040301-12	120 cm	
08040301-13	130 cm	
08040301-14	140 cm	
08040301-15	150 cm	
08040301-16	160 cm	
08040301-17	170 cm	
08040301-18	180 cm	
08040301-19	190 cm	
08040301-20	200 cm	
08040301-21	210 cm	
08040301-22	220 cm	
08040301-23	230 cm	
08040301-24	240 cm	
08040301-25	250 cm	
08040301-26	260 cm	
08040301-27	270 cm	
08040301-28	280 cm	
08040301-29	290 cm	
08040301-30	300 cm	
08040301-31	310 cm	
08040301-32	320 cm	
08040301-33	330 cm	
08040301-34	340 cm	
08040301-35	350 cm	
08040301-36	360 cm	
08040301-37	370 cm	
08040301-38	380 cm	
08040301-39	390 cm	
08040301-40	400 cm	
08040301-41	410 cm	
08040301-42	420 cm	
08040301-43	430 cm	
08040301-44	440 cm	
08040301-45	450 cm	
08040301-46	460 cm	
08040301-47	470 cm	
08040301-48	480 cm	
08040301-49	490 cm	
08040301	500 cm	

CRI85	3000K	3640 LM
08040201-01	10 cm	
08040201-02	20 cm	
08040201-03	30 cm	
08040201-04	40 cm	
08040201-05	50 cm	
08040201-06	60 cm	
08040201-07	70 cm	
08040201-08	80 cm	
08040201-09	90 cm	
08040201-10	100 cm	
08040201-11	110 cm	
08040201-12	120 cm	
08040201-13	130 cm	
08040201-14	140 cm	
08040201-15	150 cm	
08040201-16	160 cm	
08040201-17	170 cm	
08040201-18	180 cm	
08040201-19	190 cm	
08040201-20	200 cm	
08040201-21	210 cm	
08040201-22	220 cm	
08040201-23	230 cm	
08040201-24	240 cm	
08040201-25	250 cm	
08040201-26	260 cm	
08040201-27	270 cm	
08040201-28	280 cm	
08040201-29	290 cm	
08040201-30	300 cm	
08040201-31	310 cm	
08040201-32	320 cm	
08040201-33	330 cm	
08040201-34	340 cm	
08040201-35	350 cm	
08040201-36	360 cm	
08040201-37	370 cm	
08040201-38	380 cm	
08040201-39	390 cm	
08040201-40	400 cm	
08040201-41	410 cm	
08040201-42	420 cm	
08040201-43	430 cm	
08040201-44	440 cm	
08040201-45	450 cm	
08040201-46	460 cm	
08040201-47	470 cm	
08040201-48	480 cm	
08040201-49	490 cm	
08040201	500 cm	

LEDSTRIP

5 mt 19.2 W/mt 24V



CRI85	2300 K	3860 LM
08030101-01	10 cm	
08030101-02	20 cm	
08030101-03	30 cm	
08030101-04	40 cm	
08030101-05	50 cm	
08030101-06	60 cm	
08030101-07	70 cm	
08030101-08	80 cm	
08030101-09	90 cm	
08030101-10	100 cm	
08030101-11	110 cm	
08030101-12	120 cm	
08030101-13	130 cm	
08030101-14	140 cm	
08030101-15	150 cm	
08030101-16	160 cm	
08030101-17	170 cm	
08030101-18	180 cm	
08030101-19	190 cm	
08030101-20	200 cm	
08030101-21	210 cm	
08030101-22	220 cm	
08030101-23	230 cm	
08030101-24	240 cm	
08030101-25	250 cm	
08030101-26	260 cm	
08030101-27	270 cm	
08030101-28	280 cm	
08030101-29	290 cm	
08030101-30	300 cm	
08030101-31	310 cm	
08030101-32	320 cm	
08030101-33	330 cm	
08030101-34	340 cm	
08030101-35	350 cm	
08030101-36	360 cm	
08030101-37	370 cm	
08030101-38	380 cm	
08030101-39	390 cm	
08030101-40	400 cm	
08030101-41	410 cm	
08030101-42	420 cm	
08030101-43	430 cm	
08030101-44	440 cm	
08030101-45	450 cm	
08030101-46	460 cm	
08030101-47	470 cm	
08030101-48	480 cm	
08030101-49	490 cm	
08030101	500 cm	

CRI85	2700K	5082 LM
08030301-01	10 cm	
08030301-02	20 cm	
08030301-03	30 cm	
08030301-04	40 cm	
08030301-05	50 cm	
08030301-06	60 cm	
08030301-07	70 cm	
08030301-08	80 cm	
08030301-09	90 cm	
08030301-10	100 cm	
08030301-11	110 cm	
08030301-12	120 cm	
08030301-13	130 cm	
08030301-14	140 cm	
08030301-15	150 cm	
08030301-16	160 cm	
08030301-17	170 cm	
08030301-18	180 cm	
08030301-19	190 cm	
08030301-20	200 cm	
08030301-21	210 cm	
08030301-22	220 cm	
08030301-23	230 cm	
08030301-24	240 cm	
08030301-25	250 cm	
08030301-26	260 cm	
08030301-27	270 cm	
08030301-28	280 cm	
08030301-29	290 cm	
08030301-30	300 cm	
08030301-31	310 cm	
08030301-32	320 cm	
08030301-33	330 cm	
08030301-34	340 cm	
08030301-35	350 cm	
08030301-36	360 cm	
08030301-37	370 cm	
08030301-38	380 cm	
08030301-39	390 cm	
08030301-40	400 cm	
08030301-41	410 cm	
08030301-42	420 cm	
08030301-43	430 cm	
08030301-44	440 cm	
08030301-45	450 cm	
08030301-46	460 cm	
08030301-47	470 cm	
08030301-48	480 cm	
08030301-49	490 cm	
08030301	500 cm	

CRI85	3000K	4280 LM
08030201-01	10 cm	
08030201-02	20 cm	
08030201-03	30 cm	
08030201-04	40 cm	
08030201-05	50 cm	
08030201-06	60 cm	
08030201-07	70 cm	
08030201-08	80 cm	
08030201-09	90 cm	
08030201-10	100 cm	
08030201-11	110 cm	
08030201-12	120 cm	
08030201-13	130 cm	
08030201-14	140 cm	
08030201-15	150 cm	
08030201-16	160 cm	
08030201-17	170 cm	
08030201-18	180 cm	
08030201-19	190 cm	
08030201-20	200 cm	
08030201-21	210 cm	
08030201-22	220 cm	
08030201-23	230 cm	
08030201-24	240 cm	
08030201-25	250 cm	
08030201-26	260 cm	
08030201-27	270 cm	
08030201-28	280 cm	
08030201-29	290 cm	
08030201-30	300 cm	
08030201-31	310 cm	
08030201-32	320 cm	
08030201-33	330 cm	
08030201-34	340 cm	
08030201-35	350 cm	
08030201-36	360 cm	
08030201-37	370 cm	
08030201-38	380 cm	
08030201-39	390 cm	
08030201-40	400 cm	
08030201-41	410 cm	
08030201-42	420 cm	
08030201-43	430 cm	
08030201-44	440 cm	
08030201-45	450 cm	
08030201-46	460 cm	
08030201-47	470 cm	
08030201-48	480 cm	
08030201-49	490 cm	
08030201	500 cm	



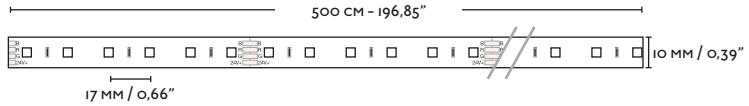
LEDSTRIP RGB IP20

5 mt 14,4 W/mt 24 V




RGB

08041001 500 cm



PROFILES Diffuser not included



SURFACE PROFILE 45°

08050101-01	10 cm
08050101-02	20 cm
08050101-03	30 cm
08050101-04	40 cm
08050101-05	50 cm
08050101-06	60 cm
08050101-07	70 cm
08050101-08	80 cm
08050101-09	90 cm
08050101-10	100 cm
08050101-11	110 cm
08050101-12	120 cm
08050101-13	130 cm
08050101-14	140 cm
08050101-15	150 cm
08050101-16	160 cm
08050101-17	170 cm
08050101-18	180 cm
08050101-19	190 cm
08050101	200 cm

ENDCAP (2 PCS)




08050104

SURFACE PROFILE CLIP



08050105



SURFACE PROFILE

08060101-01	10 cm
08060101-02	20 cm
08060101-03	30 cm
08060101-04	40 cm
08060101-05	50 cm
08060101-06	60 cm
08060101-07	70 cm
08060101-08	80 cm
08060101-09	90 cm
08060101-10	100 cm
08060101-11	110 cm
08060101-12	120 cm
08060101-13	130 cm
08060101-14	140 cm
08060101-15	150 cm
08060101-16	160 cm
08060101-17	170 cm
08060101-18	180 cm
08060101-19	190 cm
08060101	200 cm

ENDCAP (2 PCS)

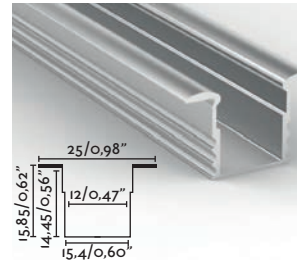


08060104

SURFACE AND RECESSED PROFILE CLIP



08060105



RECESSED PROFILE


08070101-01	10 cm
08070101-02	20 cm
08070101-03	30 cm
08070101-04	40 cm
08070101-05	50 cm
08070101-06	60 cm
08070101-07	70 cm
08070101-08	80 cm
08070101-09	90 cm
08070101-10	100 cm
08070101-11	110 cm
08070101-12	120 cm
08070101-13	130 cm
08070101-14	140 cm
08070101-15	150 cm
08070101-16	160 cm
08070101-17	170 cm
08070101-18	180 cm
08070101-19	190 cm
08070101	200 cm

ENDCAP (2 PCS)



08070104

DIFFUSERS



OPAL DIFFUSER

08060102-01	10 cm
08060102-02	20 cm
08060102-03	30 cm
08060102-04	40 cm
08060102-05	50 cm
08060102-06	60 cm
08060102-07	70 cm
08060102-08	80 cm
08060102-09	90 cm
08060102-10	100 cm
08060102-11	110 cm
08060102-12	120 cm
08060102-13	130 cm
08060102-14	140 cm
08060102-15	150 cm
08060102-16	160 cm
08060102-17	170 cm
08060102-18	180 cm
08060102-19	190 cm
08060102	200 cm



TRANSPARENT DIFFUSER

08060103-01	10 cm
08060103-02	20 cm
08060103-03	30 cm
08060103-04	40 cm
08060103-05	50 cm
08060103-06	60 cm
08060103-07	70 cm
08060103-08	80 cm
08060103-09	90 cm
08060103-10	100 cm
08060103-11	110 cm
08060103-12	120 cm
08060103-13	130 cm
08060103-14	140 cm
08060103-15	150 cm
08060103-16	160 cm
08060103-17	170 cm
08060103-18	180 cm
08060103-19	190 cm
08060103	200 cm

POWER SUPPLY

Class	W	V	P.Factor	Rated V	Temp. Range	Tc	Size (mm)	Ref.
II	20 W	24 Vdc	0,55	100-240 V	-25< + 50°C	80°C	146 x 55 x 19	98324020U
	30 W	24 Vdc	0,95	220-240 V	-20< + 45°C	75°C	168 x 51 x 24	98324030
	50 W	24 Vdc	0,95	220-240 V	-20< + 45°C	75°C	172 x 63 x 30	98324050
	75 W	24 Vdc	0,95	220-240 V	-20< + 45°C	75°C	193 x 63 x 30	98324075
	100 W	24 Vdc	0,90	220-240 V	-20< + 45°C	75°C	380 x 49 x 32	98324100
	150 W	24 Vdc	0,90	220-240 V	-20< + 45°C	75°C	180 x 65 x 31	98324150

IP67 POWER SUPPLY

Class	W	V	P.Factor	Rated V	Temp. Range	Tc	Size (mm)	Ref.
II	30 W	24 Vdc	0,90	220-240 V	-20< + 45°C	75°C	132 x 42 x 34	98324031
	75 W	24 Vdc	0,90	220-240 V	-20< + 45°C	75°C	180 x 49 x 32	98324076
	100 W	24 Vdc	0,90	220-240 V	-20< + 45°C	75°C	206 x 69 x 37	98324101
	150 W	24 Vdc	0,90	220-240 V	-20< + 45°C	75°C	206 x 69 x 37	98324151

DIMMER FOR 12 - 24 V LED POWER SUPPLY

Dim types: Push, I-10 V, 0-10 V, DALI

Class	V	Temp. Range	Tc	Size (mm)	Ref.
II	12-24 V	-25< + 50°C	75°C	156 x 52 x 30	97052

LAMPS

FLUORESCENT

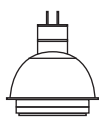


HIGH EFFICIENCY FLUORESCENT LAMP T5

FLUORESCENTE TL5 HO

SOCKET G5	39 W	3100 lm	2700K	CRI>80	24000 h	97402039
			3000K			97400039
			4000K			97401039
	54 W	4450 lm	2700K	CRI>80	24000 h	97402054
			3000K			97400054
			4000K			97401054

LED



LED BULB GU5.3

PARATHOM MR 16

SOCKET GU5.3	8 W	CRI92	40000 h	DIM	24°	485 lm	2700K	97686227	
						500 lm	3000K	97686230	
						36°	485 lm	2700K	97686327
							500 lm	3000K	97686330



AR III

PARATHOM AR III

SOCKET G53	11,5 W	CRI90	40000 h	DIM	24°	2700K	97684227	
						3000K	97684230	
						40°	2700K	97684427
							3000K	97684430


Works with electronic gears (pag. 642)




LED BULB GU10


MASTER LED Spot MV

SOCKET GU10	5 W	CRI80	15000 h	36°	350 lm	2700K	97685327
					365 lm	3000K	97685330

GUI10							Compatible CCT Shifter	Compat. Linear Louver System
SOCKET GU10 	9.5 W	465 lm	2700K	CRI>95	25°	97691327		
	7.5 W	390 lm	2700K	CRI>95	10°	97691127		✓
	7.5 W	410 lm	2700K	CRI>95	36°	97691227		
	9.5 W	490 lm	3000K	CRI>95	25°	97691330		
	7.5 W	410 lm	3000K	CRI>95	10°	97691130	✓	✓
	7.5 W	435 lm	3000K	CRI>95	36°	97691230		
	9.5 W	560 lm	2700K	CRI>85	25°	97691627		
	7.5 W	475 lm	2700K	CRI>85	10°	97691427	✓	✓
	7.5 W	500 lm	2700K	CRI>85	36°	97691527		
	9.5 W	590 lm	3000K	CRI>85	25°	97691630		
	7.5 W	500 lm	3000K	CRI>85	10°	97691430		✓
	7.5 W	525 lm	3000K	CRI>85	36°	97691530		

MR16 - GU5.3							Compatible CCT Shifter	Compat. Linear Louver System
SOCKET GU5.3 	7.5 W	390 lm	2700K	CRI>95	10°	97690127		✓
	9 W	465 lm	2700K	CRI>95	36°	97690427		
	7.5 W	410 lm	3000K	CRI>95	10°	97690130	✓	✓
	9 W	490 lm	3000K	CRI>95	36°	97690430		
	7.5 W	475 lm	2700K	CRI>85	10°	97690227	✓	✓
	9 W	560 lm	2700K	CRI>85	36°	97690527		
	7.5 W	500 lm	3000K	CRI>85	10°	97690230		✓
	9 W	590 lm	3000K	CRI>85	36°	97690530		

SNAP System - MR16 & PAR 20		
97691695	CCT Shifter SNAP Lens - 2" Color Filter, 1/2 CTO, 3000K to 2400K	
97691696	CCT Shifter SNAP Lens - 2" Color Filter, 3/4 CTO, 3000K to 2200K	
97691697	SNAP Lens - 2" Linear Beam Spreader 10°x25°	
97691698	SNAP Lens - 2" Linear Beam Spreader 10°x36°	
97691699	SNAP Lens - 4" Louver 40°	

AR III - 12V							
SOCKET G53 	12.5 W	575 lm	2700K	CRI>95	8°	97692327	
	12.5 W	575 lm	2700K	CRI>95	36°	97692427	
	12.5 W	620 lm	3000K	CRI>95	8°	97692330	
	12.5 W	620 lm	3000K	CRI>95	36°	97692430	
	12.5 W	735 lm	2700K	CRI>85	8°	97692527	
	12.5 W	735 lm	2700K	CRI>85	36°	97692627	
	12.5 W	795 lm	3000K	CRI>85	8°	97692530	
	12.5 W	795 lm	3000K	CRI>85	36°	97692630	

SNAP System - Large Lamps		
97692595	CCT Shifter SNAP Lens - 4" Color Filter, 1/2 CTO, 3000K to 2700K	
97692596	CCT Shifter SNAP Lens - 4" Color Filter, 3/4 CTO, 3000K to 2200K	
97692597	SNAP Lens - 4" Linear Beam Spreader 10°x36°	
97692598	SNAP Lens - 4" Linear Beam Spreader 10°x60°	
97692599	SNAP Lens - 4" Louver 40°	

POWER SUPPLY FOR SORAA LAMPS

Class	W	V	P.Factor	Rated V	Dimmable	Tc	Size (mm)	Ref.
II	20 W	12 V	0,93	100-277 V	DALI	70°C	150 x 44 x 30	97197
	12 W	12 V	0,57	220-240 V	-	75°C	123 x 45 x 19	9811012
	20 W	12 V	0,50	220-240 V	-	75°C	123 x 45 x 19	9811020

GEARS

DRIVERS

STANDARD

Class	mA	W	Dim	P.Factor	Rated V	Output V	Size (mm)	Ref.
	200	4-8	PUSH	0,86	220-240	20-40	80 x 37 x 21	98310509
	350	1-3	—	0,4	100-240	3-9	56 x 39 x 20	98310103
	350	8-25	—	0,94	110-277	23-72	131 x 38 x 29	98310125
	350	3-10	PUSH	0,92	220-240	9-29	80 x 37 x 21	98310110
	350	16-25	PUSH	0,93	220-240	45-72	131 x 38 x 29	98310125R
	350	15				2-43		
	500	20	DALI	0,92	110-240	2-40	111 x 52 x 22	98311315
	700	20				2-28		
	350	25	PUSH			2-74		
	500	35	DALI	95	110-240	2-72	124 x 79 x 22	98310599
	700	50	0,1-10			2-72		
	1050	60				2-57		
	500	8-25	—	0,94	110-277	16-50	131 x 38 x 29	98310325
II	500	4-10,5	PUSH	0,92	220-240	9-21	80 x 37 x 21	98310310
	500	10-16	PUSH	0,85	220-240	20-32	131 x 38 x 29	98310316R
	500	16-25	PUSH	0,94	220-240	32-50	131 x 38 x 29	98310325R
	700	3	—	0,4	100-240	4-5	56 x 39 x 20	98310203
	700	4-10	PUSH	0,9	220-240	6-16	80 x 37 x 21	98310210
	700	21-31	—	0,95	220-240	30-43	103 x 67 x 30	98310231
	700	2-6	—	0,6	100-240	2-8,5	55 x 40 x 22	98310206E
	700	8,5-25	—	0,94	100-277	12-36	131 x 38 x 29	98310224
	700	3-6,3	—	0,9	100-240	4,3-9	67 x 39 x 22	98310206
	700	16-25	PUSH	0,91	220-240	23-37	131 x 38 x 29	98310225D
	700	24-50	—	0,98	220-240	46-100	171 x 71 x 32	98310232
	1050	32-45	—	0,90	220-240	30-43	103 x 67 x 30	98310445
	1200	30-60 W	—	0,90	100-240	25-50	129 x 75 x 32	98310460

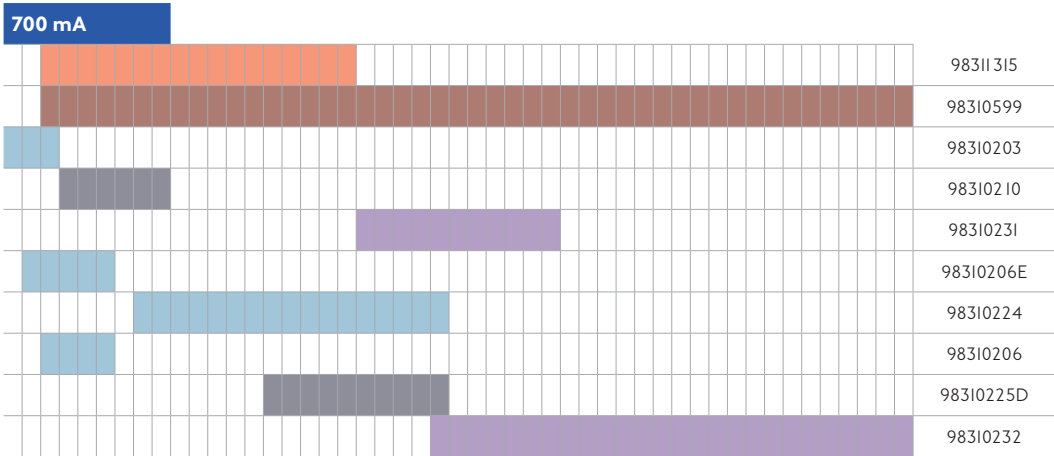
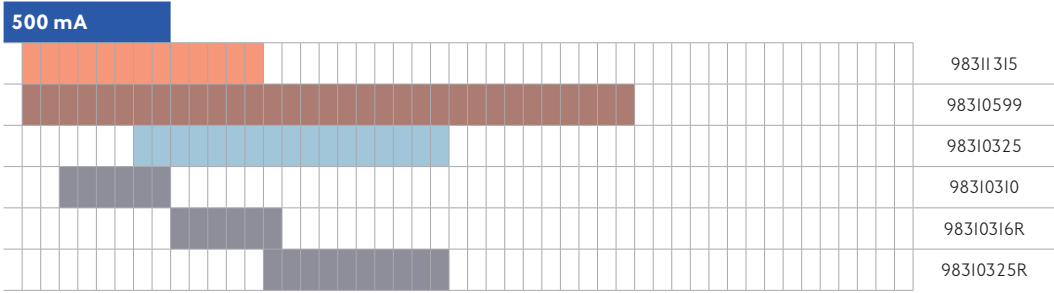
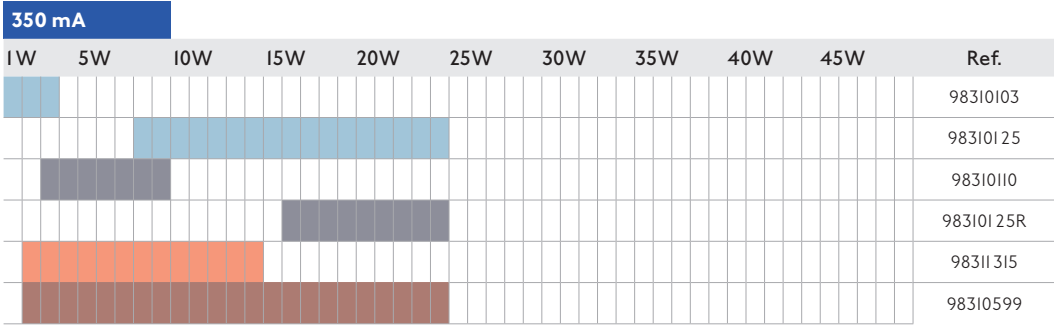
ELECTRONIC TRANSFORMER

Class	W	V	Bulbs	Size (mm)	Ref.
II	12 W	12 Vdc	12 V MAX, 12 W LED MAX	123 x 45 x 19	98111012
	20 W		12 V MAX, 20 W LED MAX	123 x 45 x 19	98111020

DIMMER FOR 12 - 24 V LED POWER SUPPLY

Dim types: Push, I-10 V, 0-10 V, DALI

Class	V	Temp. Range	Tc	Size (mm)	Ref.
II	12-24 V	-25 < + 50°C	75°C	156 x 52 x 30	97052



INFO

SHADE OPTIONS

				white/ blanco	beige/ beige	black/ negro	white/ blanco	beige/ beige	black/ negro	white/ blanco	beige/ beige	black/ negro	white/ blanco	beige/ beige	black/ negro	
Artis	Wall lamp	chrome	68491	2P011	2P012	2P013							2P021	2P022	2P023	
		bronze	68490	2P011	2P012	2P013								2P021	2P022	2P023
	Wall lamp with reader	chrome	68493	2P011	2P012	2P013								2P021	2P022	2P023
		bronze	68492	2P011	2P012	2P013								2P021	2P022	2P023
	Wall lamp articulated	chrome	68495	2P011	2P012	2P013								2P021	2P022	2P023
		bronze	68494	2P011	2P012	2P013								2P021	2P022	2P023
Eterna	Wall lamp	chrome	24005	2P011	2P012	2P013							2P021	2P022	2P023	
	Wall lamp reader	chrome	24006	2P011	2P012	2P013							2P021	2P022	2P023	
	Wall lamp reader	chrome	24007	2P011	2P012	2P013							2P021	2P022	2P023	
	Table lamp	chrome	24008				2P0121	2P0122	2P0123							
	Floor lamp	chrome	24009							2P0131	2P0132	2P0133				
Rem	Wall lamp	matt nickel	29680	2P011	2P012	2P013							2P021	2P022	2P023	
		old gold	29681	2P011	2P012	2P013								2P021	2P022	2P023
	Wall lamp with reader	matt nickel	29682	2P011	2P012	2P013								2P021	2P022	2P023
		old gold	29683	2P011	2P012	2P013								2P021	2P022	2P023
	Table lamp	matt nickel	29684				2P0121	2P0122	2P0123							
		old gold	29685				2P0121	2P0122	2P0123							
Floor lamp	matt nickel	29686							2P0131	2P0132	2P0133					
	old gold	29687							2P0131	2P0132	2P0133					


RECESSED DRAINAGE

EN

Placing sunken lighting in the ground
All sunken lights are ready for installing in the ground or in cement. Always ensure that they are not placed in watercourses or depressions in the ground.
Position the mounting box surrounded by the fastening material to ensure that it does not tip or fall over. There must be a layer of gravel below and around the mounting box for draining purposes (see drawing). Correct drainage should allow 5 litres of water to be absorbed within 8 minutes. The glass can reach high temperatures, so contact with people and objects should be avoided. We recommend that the outside of the apparatus be cleaned regularly to stop foreign materials from preventing the dissipation of heat which leads to changes in the components and a loss of watertightness. Follow the installation and assembly instructions and maintenance recommendations very carefully.

Condensation
To minimise possible condensation inside the device, turn it on for 1 hour without the protective glass, closing it immediately once this time has elapsed.

BEACONS
To ensure the proper conservations of beacons we recommend their installation on a plinth, never directly onto the ground or lawn.


 In order to validate the warranty the external connection must have always the protection index (IP) with an equal or a superior value of the ip shown on the lamp.

ES

Colocación del empotrable en el terreno
Todos los empotrables están previstos para una instalación en tierra o en cemento. Evite siempre colocarlo en vaguadas o depresiones del terreno.
Coloque la caja de empotrar rodeada de material de sujeción para evitar que se incline o se hunda. Por debajo y alrededor de la caja de empotrar debe existir una capa de grava para drenaje (ver dibujo). Un drenaje correcto debe permitir la absorción de 5 litros de agua en 8 minutos. El cristal puede alcanzar temperaturas elevadas por lo tanto evite el contacto con personas o cosas. Es aconsejable limpiar frecuentemente el exterior del aparato para evitar así que materiales extraños impidan la disipación del calor con la consiguiente alteración de los componentes y pérdida de estanqueidad. Siga detenidamente las instrucciones de instalación y montaje así como las recomendaciones de mantenimiento.

Condensación
Para minimizar la posible condensación de vapor de agua dentro del aparato, debe hacerse funcionar durante 1 hora sin el cristal de protección, transcurrido ese periodo de tiempo, ciérrelo inmediatamente.

BALIZAS
Para una correcta conservación de las balizas, recomendamos su aplicación sobre una pilastra a un nivel superior, y nunca sobre tierras o césped.


 Para poder hacer uso de la garantía es imprescindible que la conexión externa sea de un índice de protección (IP) igual o superior a la luminaria adquirida.

FR

Installation de l'encastable sur le terrain
Tous les luminaires encastrables sont prévus pour une installation dans la terre ou le ciment. Évitez toujours de les installer dans des lignes de creux ou des dépressions du terrain.
Installer le boîtier d'encastrement avec ses supports afin d'éviter qu'il ne soit incliné ni trop enfoncé. Sous le boîtier d'encastrement et autour de celui-ci, il doit y avoir une couche de gravier pour le drainage (voir dessin). Un drainage correct doit permettre l'absorption de 5 litres d'eau en 8 minutes.
Le verre peut atteindre des températures élevées, évitez par conséquent tout contact avec les personnes ou des objets. Il est conseillé de nettoyer fréquemment l'extérieur de l'appareil, afin d'éviter que des corps étrangers n'empêchent la dissipation de la chaleur puis l'altération des composants et la perte d'étanchéité.
Suivez attentivement les instructions d'installation et de montage, ainsi que les recommandations de maintenance.

Condensation
Pour minimiser les risques de condensation de la vapeur d'eau intérieur de l'appareil doit être exploité pendant une heure sans le verre de protection, après cette période temps, fermer immédiatement.

BALISES
Pour un bon maintenance de balises, nous recommandons son application sur un pilier à un niveau supérieur, et jamais sur terre ou sur l'herbe.


 Pour que la garantie soit valable, il est indispensable que la connexion externe soit d'un indice de protection (IP) égal ou supérieur à celui du luminaire acheté.

ITA

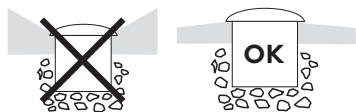
Collocazione dell'incasso nel terreno
Tutti gli incassi sono pensati per la collocazione in terra o cemento. Evitare sempre di installarli in zone umide o depressioni del cemento. Installare sempre l'incasso circondato da materiale d'appoggio, per evitare che si inclini o affondi. Sotto ed intorno all'incasso deve sempre esserci sabbia drenante (disegno).
Un drenaggio efficace deve permettere l'assorbimento di 5 litri d'acqua in 8 minuti. Il vetro può raggiungere temperature elevate, per tanto evitare il contatto con persone o cose.
Si consiglia di pulire frequentemente l'esterno degli apparati per evitare che corpi estranei impedano la dissipazione del calore con conseguente alterazione dei componenti e perdita delle stagnezze.
Seguire attentamente le indicazioni di installazione e montaggio, così come le norme di manutenzione.

Condensazione
Per evitare la possibile condensazione di vapore acqueo all'interno dell'apparato, deve porsi in funzione durante una ora senza il cristallo di protezione e poi procedere alla chiusura immediatamente.

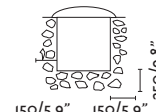
PALETTI
Per una corretta conservazione dei paletti raccomandiamo la sua applicazione su di una base ad un livello più alto, mai su terra o erba.

 Per poter usufruire della garanzia è imprescindibile che la connessione esterna sia di un indice di protezione (IP) uguale o superiore a quello indicato sulla lampada acquistata.

Placing sunken lighting in the ground
Colocación del empotrable en el terreno
Installation de l'encastable sur le terrain
Installazione dell'incasso nel terreno



Minimum drainage measures
Medidas mínimas de drenaje
Mesures de drainage minimum
Misura minima di drenaggio



STAINLESS STEEL

EN

Cleaning and maintenance of stainless steel
It is advisable to follow the recommendations listed below for the correct maintenance and upkeep of all products manufactured from stainless steel
In industrial or coastal areas localized corrosion can be caused by the accumulation of contaminants carried by the air. By using a cloth or duster will insure the elimination of these contaminants. In the case dirt which is more difficult to remove, it is recommended the use of a cleaner which includes phosphoric acid, ensuring that a scrubber or soft nylon brush is used, never use a steel scrubber. It is recommendable to clean stainless steel every 6 to 12 months for average dirt and every 3 months for more severe cases. Especially in the following atmospheric conditions
- Marine atmospheres.
- Atmospheres which contain a lot of industrial contaminants.
- Atmospheric and traffic pollution.

ES

Limpieza y mantenimiento del acero inoxidable
Le aconsejamos que siga las siguientes recomendaciones para la conservación y mantenimiento de todos aquellos artículos fabricados en acero inoxidable.
En zonas industriales o costeras se pueden producir corrosiones localizadas por acumulaciones de contaminantes llevados por el aire, asegúrese que se eliminan dichos contaminantes utilizando un paño húmedo o una gamuza. En caso de suciedad más difícil le recomendamos que utilice un limpiador que incluya ácido fosfórico siempre con el uso de estropajos o cepillos suaves de nylon, nunca usar estropajos de acero.
La frecuencia de limpieza que le recomendamos para una suciedad moderada es de 6-12 meses y de 3 meses cuando es más abundante. Especialmente en ambientes que recojan las siguientes condiciones:
- Atmósferas marinas.
- Ambientes cargados de contaminantes industriales.,
- Suciedad atmosférica y del tráfico.

FR

Nettoyage et entretien de l'acier inoxydable
Nous vous conseillons de suivre les suggestions pour la conservation et entretien de tous les articles fabriqués en acier inoxydable.
Dans les zones industrielles ou proches au littoral, il peut s'y produire des corrosions localisées par l'accumulation de contaminants apportés par l'air, assurez-vous que ces contaminants puissent s'éliminer avec un torchon humide ou une peau de chamois.
En cas de saleté plus difficile, nous vous conseillons d'utiliser un nettoyant à base d'acide phosphorique, toujours à utiliser avec des tampons à récurer ou des brosses douces en nylon, ne jamais utiliser de tampons à récurer en acier.
La fréquence de nettoyage que nous vous conseillons pour une saleté modérée est de 6 à 12 mois et de 3 mois quand celle-ci est plus abondante. Surtout dans les ambiances avec les conditions suivantes:
- Ambiances chargées de contaminants industriels.
- Saleté atmosphérique et de circulation.
























ITA

Pulizia e manutenzione dell'acciaio inossidabile
Consigliamo di seguire le raccomandazioni per la conservazione e manutenzione di tutti quei prodotti fabbricati in acciaio inossidabile.
In zone industriali o costiere si possono produrre corrosioni localizzate a causa dei contaminanti presenti nell'aria; suddette corrosioni si possono eliminare utilizzando un panno umido o di camoscio.
In caso di sporcizia più difficile raccomandiamo l'utilizzo di acido fosforico come prodotto di pulizia e manutenzione (utilizzando spugnette, panni soffici o spazzole di nylon).
La frequenza raccomandata è: 6-12 mesi per una sporcizia moderata, 3 mesi per le più difficili.
Ambienti critici:
- Atmosfera marina
- Ambienti carichi di contaminanti industriali
- Atmosfere cittadine con elevato indice di traffico.

IP

EN	ES	FR	ITA	PT	GER
<p>The first digit (IP x...) indicates the protection from solid objects.</p> <p>0 Non protected.</p> <p>1 Protected against solid objects bigger than 50 mm.</p> <p>2 Protected against solid objects bigger than 12 mm.</p> <p>3 Protected against solid objects bigger than 2,5 mm.</p> <p>4 Protected against solid objects bigger than 1 mm.</p> <p>5 Dust protected.</p> <p>6 Dust tight.</p> <p>The second digit (IP ..y) indicates protection from moisture.</p> <p>0 Non protected.</p> <p>1 Protected against dripping water.</p> <p>2 Protected against dripping water when tilted up to 15°.</p> <p>3 Protected against spraying water.</p> <p>4 Protected against splashing water.</p> <p>5 Protected against water jets.</p> <p>6 Protected against heavy seas.</p> <p>7 Protected against the effects of immersion.</p> <p>8 Protected against submersion.</p>	<p>La primera cifra (IP x...) indica la protección del aparato contra la penetración de cuerpos sólidos.</p> <p>0 No protegido</p> <p>1 Protegido contra la penetración de cuerpos sólidos con $\varnothing \geq 50$ mm</p> <p>2 Protegido contra la penetración de cuerpos sólidos con $\varnothing \geq 12$ mm</p> <p>3 Protegido contra la penetración de cuerpos sólidos con $\varnothing \geq 2,5$ mm</p> <p>4 Protegido contra la penetración de cuerpos sólidos con $\varnothing \geq 1$ mm</p> <p>5 Protegido contra el polvo</p> <p>6 Totalmente protegido contra el polvo</p> <p>La segunda cifra (IP ..y) indica la protección del aparato contra la lluvia.</p> <p>0 No protegido</p> <p>1 Protegido contra la caída vertical de gotas de agua</p> <p>2 Protegido contra la lluvia con un ángulo máx de 15° sobre la vertical</p> <p>3 Protegido contra la lluvia con un ángulo máx de 60° sobre la vertical</p> <p>4 Protegido contra salpicaduras y protección del agua</p> <p>5 Protegido contra chorros de agua</p> <p>6 Protegido contra potentes chorros de agua</p> <p>7 Protegido contra inundaciones temporales.</p> <p>8 Protegido contra inmersiones prolongadas</p>	<p>Le premier chiffre (IP x...) indique le degré de protection des parties contre les corps solides.</p> <p>0 Pas de protection.</p> <p>1 Protection contre corps de diamètre supérieur à 50 mm.</p> <p>2 Protection contre corps de diamètre supérieur à 12 mm.</p> <p>3 Protection contre corps de diamètre supérieur à 2,5 mm.</p> <p>4 Protection contre corps de diamètre supérieur à 1 mm.</p> <p>5 Protection contre dépôts de poussière.</p> <p>6 Protection contre toute infiltration de poussière.</p> <p>Le deuxième chiffre (IP ..y) indique le degré de protection contre l'eau.</p> <p>0 Pas de protection.</p> <p>1 Protection contre chute verticale de gouttes d'eau.</p> <p>2 Protection contre chute de gouttes d'eau jusqu'à 15° de la verticale.</p> <p>3 Protection contre pluie de 0° à 60° de la verticale et ruissellement.</p> <p>4 Protection contre projections d'eau de toutes les directions.</p> <p>5 Protection contre jets d'eau de toutes les directions.</p> <p>6 Protection contre jets d'eau de forte pression et paquets de mer.</p> <p>7 Protection contre immersion à moins d'un metre de profondeur.</p> <p>8 Protection contre immersion permanente à plus d'un metre de profondeur.</p>	<p>La prima cifra (IP x...) indica la protezione del sistema contro l'ingresso di corpi solidi.</p> <p>0 Non protetto</p> <p>1 Protetto contro l'ingresso di corpi solidi con $\varnothing \geq 50$ mm.</p> <p>2 Protetto contro l'ingresso di corpi solidi con $\varnothing \geq 12$ mm.</p> <p>3 Protetto contro l'ingresso di corpi solidi con $\varnothing \geq 2,5$ mm.</p> <p>4 Protetto contro l'ingresso di corpi solidi con $\varnothing \geq 1$ mm.</p> <p>5 Protetto contro la polvere.</p> <p>6 Totalmente protetto contro la polvere.</p> <p>La seconda cifra (IP ..y) indica la protezione del sistema contro la pioggia.</p> <p>0 Non protetto</p> <p>1 Protetto contro la caduta verticale di gocce d'acqua.</p> <p>2 Protetto contro la pioggia con angolo max. di 15° sulla verticale.</p> <p>3 Protetto contro la pioggia con angolo max. di 60° sulla verticale.</p> <p>4 Protetto contro gli spruzzi e l'ingresso di acqua.</p> <p>5 Protetto contro i getti d'acqua.</p> <p>6 Protetto contro i getti potenti d'acqua.</p> <p>7 Protetto contro inondazioni temporanee.</p> <p>8 Protetto contro le immersioni prolungate.</p>	<p>O primeiro dígito (IP x...) indica o grau de protecção contra corpos solidos.</p> <p>0 Sem protecção.</p> <p>1 Protegido contra a penetração de corpos solidos com $\varnothing > 50$ mm.</p> <p>2 Protegido contra a penetração de corpos solidos com $\varnothing > 12$ mm.</p> <p>3 Protegido contra a penetração de corpos solidos com $\varnothing > 2,5$ mm.</p> <p>4 Protegido contra a penetração de corpos solidos com $\varnothing > 1$ mm.</p> <p>5 Protegido contra o pó.</p> <p>6 Totalmente protegido contra o pó.</p> <p>O segundo dígito (IP ..y) indica o grau de protecção contra po e chuva.</p> <p>0 Sem protecção.</p> <p>1 Protegido contra a queda vertical de gotas de água.</p> <p>2 Protegido contra água em forma de chuva com um angulo max. de 15°.</p> <p>3 Protegido contra água em forma de chuva com um angulo max. de 60°.</p> <p>4 Protegido contra projecções de água.</p> <p>5 Protegido contra jactos de água em todas as direcções.</p> <p>6 Protegido contra potentes jactos de água.</p> <p>7 Protegido contra a imersão temporária.</p> <p>8 Protegido contra a imersão prolongada.</p>	<p>Die erste Ziffer (IP x...) gibt den Schutz des Apparats gegen das Eindringen von festen Körpern an.</p> <p>0 Nicht geschützt.</p> <p>1 Geschützt gegen das Eindringen von festen Körpern mit $\varnothing \geq 50$ mm.</p> <p>2 Geschützt gegen das Eindringen von festen Körpern mit $\varnothing \geq 12$ mm.</p> <p>3 Geschützt gegen das Eindringen von festen Körpern mit $\varnothing \geq 2,5$ mm.</p> <p>4 Geschützt gegen das Eindringen von festen Körpern mit $\varnothing \geq 1$ mm.</p> <p>5 Geschützt gegen Staub.</p> <p>6 Vollkommen gegen Staub geschützt.</p> <p>Die zweite Ziffer (IP ..y) gibt den Schutz des Apparats gegen Regen an.</p> <p>0 Nicht geschützt.</p> <p>1 Geschützt gegen vertikale fallende Wassertropfen.</p> <p>2 Geschützt gegen Regenfall mit einem Winkel von max. 15° über die aleanSenkrechte.</p> <p>3 Geschützt gegen Regenfall mit einem Winkel von max. 60° über die Senkrechte.</p> <p>4 Geschützt gegen Spritzer und Schutz gegen Wasser.</p> <p>5 Geschützt gegen Wasserschauer.</p> <p>6 Geschützt gegen starke Wasserschauer.</p> <p>7 Geschützt gegen zeitweilige Überschwemmungen.</p> <p>8 Geschützt bei länger anhaltendem Eintauchen.</p>
NL	GRK	RUS	CZ	BL	PL
<p>Het eerste cijfer (IP x...) geeft de beschermingsgraad weer van het apparaat tegen het binnendringen van vaste elementen.</p> <p>0 Biedt geen bescherming</p> <p>1 Biedt bescherming tegen het binnendringen van vaste elementen met $\varnothing \geq 50$ mm.</p> <p>2 Biedt bescherming tegen het binnendringen van vaste elementen met $\varnothing \geq 12$ mm.</p> <p>3 Biedt bescherming tegen het binnendringen van vaste elementen met $\varnothing \geq 2,5$ mm.</p> <p>4 Biedt bescherming tegen het binnendringen van vaste elementen met $\varnothing \geq 1$ mm.</p> <p>5 Biedt bescherming tegen stof.</p> <p>6 Biedt volledige bescherming tegen stof.</p> <p>Het tweede cijfer (IP ..y) geeft de beschermingsgraad van het apparaat tegen de regen weer.</p> <p>0 Biedt geen bescherming</p> <p>1 Biedt bescherming tegen het verticaal neerkomen van waterdruppels.</p> <p>2 Biedt bescherming tegen regen met een max. hoek van 15° over verticaal.</p> <p>3 Biedt bescherming tegen regen met een max. hoek van 60° over verticaal.</p> <p>4 Biedt bescherming tegen spetters en tegen water.</p> <p>5 Biedt bescherming tegen waterstralen.</p> <p>6 Biedt bescherming tegen krachtige waterstralen.</p> <p>7 Biedt bescherming tegen tijdelijke overstromingen.</p> <p>8 Biedt bescherming tegen langdurige onderdempelingen.</p>	<p>Το πρώτο νοούμερο (IP x...) υποδεικνύει την προστασία της συσκευής κατά της διείσδυσης στερεών αντικειμένων.</p> <p>0 Χωρίς προστασία</p> <p>1 Με προστασία κατά της διείσδυσης στερεών αντικειμένων διαμέτρου $\varnothing \geq 50$ mm</p> <p>2 Με προστασία κατά της διείσδυσης στερεών αντικειμένων διαμέτρου $\varnothing \geq 12$ mm</p> <p>3 Με προστασία κατά της διείσδυσης στερεών αντικειμένων διαμέτρου $\varnothing \geq 2,5$ mm</p> <p>4 Με προστασία κατά της διείσδυσης στερεών αντικειμένων διαμέτρου $\varnothing \geq 1$ mm</p> <p>5 Με προστασία κατά της σκόνης</p> <p>6 Με πλήρη προστασία κατά της σκόνης</p> <p>Το δεύτερο νοούμερο (IP ..y) υποδεικνύει την προστασία της συσκευής κατά της βροχής.</p> <p>0 Χωρίς προστασία</p> <p>1 Με προστασία κατά της κάθετης πτώσης σταγόνων νερού</p> <p>2 Με προστασία κατά της βροχής με μέγιστη γωνία 15° επί καθέτου</p> <p>4 Με προστασία κατά των πιπισμάτων και προστασία νερού</p> <p>5 Με προστασία κατά της ροής νερού</p> <p>6 Με προστασία κατά της έντονης ροής νερού</p> <p>7 Με προστασία κατά των παροδικών πλημμυρών</p> <p>8 Με προστασία κατά της μακρόχρονης βύθισης</p>	<p>Первая цифра (IP x...) указывает на защиту прибора от проникновения твердых тел.</p> <p>0 Не защищен</p> <p>1 Защищен от проникновения твердых тел $\varnothing \geq 50$ mm</p> <p>2 Защищен от проникновения твердых тел $\varnothing \geq 12$ mm</p> <p>3 Защищен от проникновения твердых тел $\varnothing \geq 2,5$ mm</p> <p>4 Защищен от проникновения твердых тел $\varnothing \geq 1$ mm</p> <p>5 Защищен от пыли</p> <p>6 Полностью защищен от пыли</p> <p>Вторая цифра (IP ..y) указывает на защиту прибора от воды.</p> <p>0 Не защищен</p> <p>1 Защищен от попадания вертикальных капель воды</p> <p>2 Защищен от дождевых струй под углом до 15° по вертикали</p> <p>4 Защищен от брызг и попадания воды</p> <p>5 Защищен от потоков воды</p> <p>6 Защищен от сильных потоков воды</p> <p>7 Защищен от проникновения воды при временном затоплении</p> <p>8 Защищен от проникновения воды при длительном погружении.</p>	<p>První číslice (IP x...) označuje stupeň ochrany přístroje proti průniku pevných částic.</p> <p>0 Nechráněno</p> <p>1 Chráněno proti průniku pevných částic s $\varnothing \geq 50$ mm</p> <p>2 Chráněno proti průniku pevných částic s $\varnothing \geq 12$ mm</p> <p>3 Chráněno proti průniku pevných částic s $\varnothing \geq 2,5$ mm</p> <p>4 Chráněno proti průniku pevných částic s $\varnothing \geq 1$ mm</p> <p>5 Chráněno proti prachu</p> <p>6 Kompletně chráněno proti prachu</p> <p>Druhá číslice (IP ..y) označuje ochranu proti vnikání vlhkosti.</p> <p>0 Bez ochrany.</p> <p>1 Ochrana před visle kapající vodou.</p> <p>2 Ochrana před vodou kapající se sklonem do 15°.</p> <p>3 Ochrana před vodou dopadající se sklonem 60° (deštit).</p> <p>4 Ochrana před stříkající vodou.</p> <p>5 Ochrana před tryskající vodou (tlakovou vodou).</p> <p>6 Ochrana před intenzivně tryskající vodou.</p> <p>7 Ochrana při dočasném ponoření.</p> <p>8 Ochrana při trvalém ponoření.</p>	<p>Първата цифра (IP x...) означава защита на уреда от попадане на твърди тела.</p> <p>0 Без защита</p> <p>1 Защита от попадане на твърди тела с $\varnothing \geq 50$ mm</p> <p>2 Защита от попадане на твърди тела с $\varnothing \geq 12$ mm</p> <p>3 Защита от попадане на твърди тела с $\varnothing \geq 2,5$ mm</p> <p>4 Защита от попадане на твърди тела с $\varnothing \geq 1$ mm</p> <p>5 защита от прах</p> <p>6 Изцяло защитен от прах</p> <p>Втората цифра (IP ..y) указва нивото на защита от влага.</p> <p>0 не е защитен</p> <p>1 защитен от капеща вода</p> <p>2 защитен от капеща вода под наклон до 15°</p> <p>3 защитен от пръски вода</p> <p>4 защитен от пръскаща вода</p> <p>5 защитен от водна струя</p> <p>6 защитен срещу обилни валежи</p> <p>7 защитен от ефекта на потапане</p> <p>8 защитен при потапане във вода</p>	<p>Pierwsza cyfra (IP x...) oznacza zabezpieczenie urządzenia przed wnikaniem ciał stałych.</p> <p>0 Niezabezpieczono</p> <p>1 Zabezpieczono przed wnikaniem ciał stałych za pomocą $\varnothing \geq 50$ mm</p> <p>2 Zabezpieczono przed wnikaniem ciał stałych za pomocą $\varnothing \geq 12$ mm</p> <p>3 Zabezpieczono przed wnikaniem ciał stałych za pomocą $\varnothing \geq 2,5$ mm</p> <p>4 Zabezpieczono przed wnikaniem ciał stałych za pomocą $\varnothing \geq 1$ mm</p> <p>5 Zabezpieczono przed pyłem</p> <p>6 Całkowicie zabezpieczono przed pyłem</p> <p>Druga z cyfr kodu (IP ..y) oznacza stopień ochrony przed wilgocią.</p> <p>0 brak ochrony</p> <p>1 chronione przed kroplami wody (kapiącymi pionowo)</p> <p>2 ochrona przed kroplami wody padającymi pod kątem 15° z każdej strony</p> <p>3 ochrona przed natryskującą wodą</p> <p>4 ochrona przed rozbryzgującą się wodą</p> <p>5 ochrona przed strumieniami wody</p> <p>6 ochrona przed dużymi strumieniami wody</p> <p>7 ochrona przed zanurzeniem krótkotrwałym w wodzie</p> <p>8 ochrona przed całkowitym zalaniem wodą (zanurzenie ciągłym)</p>

SYMBOLS

	EN	ES	FR	ITA	PT	GER
	Has a protective earth Class I protection	Con toma de tierra Aisla. clase I	Avec prise de terre Catégorie de protection I	Con messa a terra Isola. tipo I	Com ligação terra Isolamento classe I	Mit Erdung Isolierung der Klasse I
	Reinforced or double insulation (class II protection)	Aislamiento clase II	Isolement de protection (classe de protection II)	Isolamento tipo II	Isolamento (clase II)	Isolierung der Klasse II
	Low voltage protection (class III protection)	Aislamiento clase III	Très basse tension de protection (classe protec. III)	Isolamento tipo III	Isolamento (clase III)	Isolierung der Klasse III (für montage auf)
	Cable	Cable	Câble	Cavo	Cabo	Kabel
	Weight	Peso	Poids	Peso	Peso	Gewicht
	Switch / Double Switch	Interruptor / Doble Interruptor	Interrupteur / Double Interrupteur	Interruttore / Doppio Interruttore	Interruptor / Doble Interruptor	Schalter / Doppelter Schalter
T	Special transformer	Transformador especial	Transformateur spécial	Trasformatore Speciale	Transformador especial	Spezieller transformator
	USB Charger	Cargador USB	Chargeur USB	Caricatore USB	Carregador USB	USB-Ladegerät
	Cut out	Agujero para empotrar	Trou d'encastrement	Foro per incasso	Furo para encastrar	Bohrloch zum Einbauen
	Maximum thickness for luminaire anchoring point	Espesor máximo para punto de anclaje de luminarias	Épaisseur maximale du point d'ancrage du luminaire	Spessore massimo per il punto di ancoraggio dell'apparecchio	Espessura máxima para o ponto de ancoragem da luminária	Maximale Stärke für Leuchtenbefestigungspunkt
	Adjustable	Orientable	Orientable	Regolabile	Ajustável	Verstellbar
	Dimmable	Dimable	Réglable	Regolabile	Regulável	Dimmbar
	Spike	Espiga	Pointe	Spuntone	Espigão	Spitze
	Resistance in kg	Resistencia en kg	Résistance en kg	Resistenza in kg	Resistência em kg	Widerstand in kg
IK08	Shock resistance	Resistencia a los golpes	Résistance au choc	Resistenza agli urti	Resistência ao choque	Stoßfestigkeit
	Maintenance steel	Acero de mantenimiento	Acier d'entretien	Acciaio di manutenzione	Manutenção de aço	Wartungsstahl
	Light up / down / up and down	Luz arriba / abajo / arriba y bajo	Lumière de haut / vers les bas / de haut en bas	Luce su / giù / su e giù	Luz para cima / baixo / cima e para baixo	Licht auf / nach unten / auf und ab
	Beam angle	Grados apertura	Grades halo lumineux	Gradi di luce	Notas luz	Light grade
	Remote control	Mando a distancia	Télécommande	Doppia Intensità	Comando à distancia	Vernbedienung
	Recessed box	Caja empotrar	Boîte encastrée	Incasso box	Recesso box	Einbaugehäuse
RPM	Revolutions per minute	Revoluciones por minuto	Tours/minute	Giri al minuto	Voltas/minuto	Umdrehungen pro Minute
W	Consumption in W, according to the speed of the motor	Consumo en W, según velocidad del motor	Consommation en W, selon la vitesse du moteur	Consumo in W secondo la velocità del motore	Consumo en W, de acordo com a velocidade do motor	Stromverbrauch in W
IPXY	Ingress Protection Marking against dust (X) and water (Y)	Grado de protección ante el polvo (X) y líquidos (Y)	Indice de protection contre la poussière (X) et l'eau (Y)	Protezione dall'ingresso Marcatura contro polvere (X) e acqua (Y)	Proteção de entrada Marcação contra poeira (X) e água (Y)	Schutz gegen Eindringen von Staub (X) und Wasser (Y)
	Passive Infrared sensor (PIR)	Detector de movimiento pasivo (PIR)	Capteur infrarouge passif (PIR)	SENSORE PASSIVO A INFRAROSSI (PIR)	Sensor infravermelho passivo (PIR)	Passiver Infrarot-Sensor (PIR)
	Day / night sensor	Sensor día/noche	Capteur jour / nuit	Sensore giorno / notte	Sensor dia / noite	Tag- / Nachtsensor
	With light / Without light / With and without light	Con luz / Sin luz / Con y sin luz	Avec la lumière / Sans lumière / Avec et sans lumière	Con luce / senza luce / Con e senza luce	Com luz / Sem luz / Com e sem luz	Mit Licht / Ohne Licht / Mit und ohne Licht
	Compliance of incandescent wire regulatory	Cumplimiento de la normativa incandescente de alambre.	Conformité de la réglementation des câbles à incandescence	Conformità del regolamento sui fili ad incandescenza	Conformidade de regulagem de fio incandescente	Einhaltung der Vorschriften für Glühdraht
	Leading & Trailing-edge dimming	Regulación con regulador de corte al inicio y/o al final de fase	Gradation avant et arrière	Dimmer iniziale e finale	Regulação de inclinação e tração	Vorder- & Hinterkantendimmen

NL	GRK	RUS	CZ	BL	PL
Met aardleiding Isolatie klasse I	Με γείωση Μόνωση κλάσης I	С контактом заземления Изоляция класс I	S uzemněním Izolace třídy I	Със заземяване Изоляция клас I	Z uziemieniem Izolacja klasy I
Isolatie klasse II	Μόνωση κλάσης II	Изоляция класс II	Izolace třídy II	Изоляция клас II	Izolacja klasy II
Isolatie klasse III	Μόνωση κλάσης III	Изоляция класс III	Izolace třídy III	Изоляция клас III	Izolacja klasy III
Kabel	Καλώδιο	Кабель	Kabel	Καβελ	Kabel
Gewicht	βάρος	вес	Hmotnost	τεγλο	Waga
Schakelaar / Dubbele Schakelaar	Διακόπτης Διπλός / Διακόπτης	Выключатель / Двойной Выключатель	Vypínač / Dvojitý Vypínač	Πρεкъсвач / Двоен Πρεкъсвач	Wyłącznik / Podwójny Wyłącznik
Speciale transformator	Ειδικός Μετασχηματιστής	Специальный Трансформатор	Speciální Transformátor	Специален Трансформатор	Specjalny Transformator
Usb oplader	Φορτιστής USB	USB-зарядное устройство	Nabíječka USB	USB зарядно устройство	Ładowarka USB
Gat om in te bouwen	Οπή για εντοιχισή	Отверстие для встраивания	Otvor k vložení	Μонтажен отвор	Otwór do mocowania
Maximale dikte voor armatuurverankeringspunt	Μέγιστο πάχος για το σημείο αγκύρωσης του φωτιστικού	Максимальная толщина для точки крепления светильника	Maximální tloušťka kotevniho bodu svítidla	Μαксимална дебелина на точката на закрепване на осветителното тяло	Maksymalna grubość dla punktu kotwienia oprawy
Verstelbare	Ρυθμιζόμενο	Регулируемый	Nastavitelný	Ρεγυλιруеми	Orientacja
Dimbaar	Ροοστάτη	Затемняемый	Stmívatelné	Димиране	Ściemniania
Aar	Ακίδα	колос	Špice	шип	Kolec
Weerstand in kg	Αντίσταση σε kg	Сопротивление в кг	Odolnost v kg	Съпротивление в кг	Odporność w kg
Schokbestendig	Αντοχή σε κραδασμούς	Ударопрочность	Odolnost proti nárazu	Устойчивост на удар	Odporność na uderzenia
Onderhoud staal	Συντήρηση χάλυβα	Стальная сталь	Údržba oceli	Поддържаща стомана	Konserwacja stali
Lichte omhoog / omlaag / boven en beneden	Φωσ εγγραφη / κάτω / εγγραφη και κάτω	Свет вверх / вниз / вверх и вниз	Osvětlit / dolů / nahoru a dolů	Лайт нагоре / надолу / нагоре и надолу	Zapalać się / w górę i w dół
Licht rangen	φωσ βαθμών	Светлые сорта	Světlo třídy	Светлини марки	Lekkie klasy
Dubbele intensiteit	Τηλεχειριστήριο	Дистанционное Управление	Dálkové Ovládání	Дистанционно Управление	Zdalne Sterowanie
Recessed box	Χωνευτα κουτι	Монтажная коробка	Recessed box	За вграждане box	Puszka
Omwentelingen per minuut	Στροφές ανά λεπτό	Обороты в минуту	Otáčky za minutu	Обороты в минута	Obroty na minutę
Verbruik in W	Κατανάλωση σε βατ, σύμφωνα με την ταχύτητα του μοτέρ	Потребление в Вт, в зависимости от скорости мотора	Spotřeba ve W, dle rychlosti motoru	Spotřeba ve W, dle rychlosti motoru	Zużycie energii w W, w zależności od prędkości silnika
Ingress Protection Markering tegen stof (X) en water (Y)	Προστασία εισχώρησης Σήμανση σκόνης (X) και νερού (Y)	Защита от взлома Маркировка против пыли (X) и воды (Y)	Ochrana proti přehřátí Označení proti prachu (X) a vodě (Y)	Защитна защита срещу прах (X) и вода (Y)	Oznaczenie ochrony przed pyłem (X) i wodą (Y)
Passive infrared sensor (PIR)	Παθητικός αισθητήρας υπερύθρων (PIR)	Пассивный инфракрасный датчик (PIR)	Pasivní infračervený snímač (PIR)	Пасивен инфрачервен датчик (PIR)	Pasywny czujnik pod- zerwieni (PIR)
Dag / nacht-sensor	Αισθητήρας ημέρας / νύχτας	Датчик день / ночь	Denní / noční snímač	Дневен / нощен сензор	Czujnik dzień / noc
Met licht / Zonder licht / Met en zonder licht	Με φως / Χωρίς φως / Με και χωρίς φως	С подсветкой / Без света / С подсветкой и без света	Se světlem / bez světla / S nebo bez světla	Със светлина / без светлина / С и без светлина	Ze światłem / bez światła / Z światłem i bez niego
Naleving van regelgeving voor gloeilampen	Συμμόρφωση της ρύθμισης συρμάτων πυρακτώσεως	Соблюдение регламентации ламп накаливания	Dodržování předpisů o žárovkách	Съответствие на нормативната уредба с нажежаема жичка	Zgodność z normami doty- czącymi żarówek
Voor- en achterraand dimmen	Καμπύλη οδηγού και τελειώματος	Ведущее и заднее диммирование	Přední a koncové stmívání	Водещо и затымняващо затымнение	Przyciemnianie wiodące i końcowe

MATERIAL

EN	ES	FR	ITA	PT	GER
ABS	ABS	ABS	ABS	ABS	ABS
Acrylic	Acrílico	Acrylique	Acrílico	Acrílico	Acryl
Aluminium	Aluminio	Aluminium	Alluminio	Alumínio	Aluminium
Beige Ribbon Shade	Tela encintada	Tissu adhésif	Tessuto registrato	Tecido gravado	Geklebte Gewebe
Bubble Glass	Cristal Burbuja	Verre bullé	Vetro bolla	Vidro bolha	Blasenglas
Brass	Latón	Laiton	Ottone	Latão	Messing
Die Cast Aluminium	Aluminio Inyectado	Fonte d'aluminium	Ghisa alluminio	Alumínio fundido	Aluminiumguss
Fiber Glass	Fibra de Vidrio	Fibre De Verre	Fibra Di Vetro	Fibra De Vidro	Fiberglas
Glass	Cristal	Verre	Vetro	Virdo	Glas
Leather	Piel	Peau	Pelle	Pele	Haut
Linen	Lino	Lin	Biancheria	Roupa de cama	Leinen
Marble	Mármol	Marbre	Marmo	Mármore	Marble
Metal	Metal	Métal	Metallo	Metal	Metall
Opal Acrylic	Acrílico Opal	Acrylique opale	Acrílico opale	Opal acrílico	Opalacryl
Opal Glass	Cristal Opal	Verre opale	Vetro opalino	Vidro opal	Opalglas
Opal PMMA	PMMA Opal	PMMA opale	PMMA opale	PMMA opal	Opal PMMA
Opal Polycarbonate	Policarbonato Opal	Polycarbonate opale	Policar-bonato opale	Policar-bonato opal	Opal polycarbonat
Opal PVC	PVC Opal	PVC opale	PVC opale	PVC opal	Opal PVC
Papyrus	Papiro	Papyrus	Papiro	Papiro	Papyrusses
Parchment	Pergamino	Parchemin	Pergamena	Pergaminho	Pergament
PEMD	PEMD	PEMD	PEMD	PEMD	PEMD
PET Polyethylene Terephthalate	PET Polietileno tereftalato	PET Polyéthylène téréphtalate	PET polietilene tereftalato	PET tereftalato de polietileno	PET Polyethylenterephthalat
Plaster	Yeso	Gypse	Gesso	Gesso	Gips
PMMA	PMMA	PMMA	PMMA	PMMA	PMMA
Polycarbonate	Policarbonato	Polycarbonate	Policarbonato	Policarbonato	Polycarbonat
Polyethylene	Polietileno	Polyéthylène	Polietilene	Polietileno	Polyethylen
Polymer	Polímero	Polymères	Polimero	Polímero	Polymer
Polypropylene	Polipropileno	Polyéthylène	Polietilene	Polietileno	Polyethylen
PVC	PVC	PVC	PVC	PVC	PVC
Rattan	Ratán	Rotin	Malacca	Rattan	Rattan
Resine	Resina	Résine	Resina	Resina	Harz
Rustic Glass	Cristal Rústico	Verre rustique	Vetro rustico	Vidro rústico	Rustikale Glas
Silicone	Silicona	Silicone	Silicone	Silicone	Silicon
Stainless Steel	Acero Inoxidable	Acier inoxydable	Acciaio inossi.	Aço inoxidável	Edelstahl Rostfreier
Steel	Acero	Acier	Acciaio	Aço	Stahl
Teflon	Teflón	Teflon	Teflon	Teflon	Teflon
Textile	Téxtil	Textile	Tessile	Téxtil	Textile
Translucent Glass	Cristal Translúcido	Verre translucide	Vetro traslucido	Vidro translúcido	Translucent Glas
Translucent Polycarbonate	Policarbonato Translúcido	Polycarbonate translucide	Policar-bonato transl.	Policar-bonato transl.	Translucent polycarbonat
Transparent Glass	Cristal Transparente	Verre transparent	Vetro trasparente	Vidro transpa.	Transparentem Glas
Transparent PMMA	PMMA Transparente	PMMA transparent	PMMA trasparente	PMMA transpa.	Transparentem PMMA
Wood	Madera	Bois	Legno	Madeira	Holz
Zinc	Zinc	Zinc	Zinco	Zinco	Zink

NL	GRK	RUS	CZ	BL	PL
ABS	ABS	ABS	ABS	ABS	ABS
Acryl	Ακρυλικό	Акриловый	Akryl	Акрил	Akrylowy
Aluminium	Αλουμίνιο	Алюминий	Hliník	Алюминий	Aluminium
Getapete stof	Μαγνητοσκοπημένο ύφασμα	Ткань	Páskové tkaniny	Лепени тъкани	Taśma tekstylna
Bubble glas	Υαλί φούσκα	Рузырь стекло	Bublina sklo	балон стъкло	Szklane bańki
messing	Ορείχαλκος	латунь	Mosaz	месинг	Mosiądz
Gegoten aluminium	Χυτό αλουμίνιο	Ритого алюминия	Z litého hliníku	Рят алюминий	Odlew aluminiowy
Glasvezel	Πολυεστερικσα	Стекловолокно	Laminát	Фибростъкло	Włókno Szklane
Glas	Υαλί	Стекло	Sklo	Стъкло	Szko
Huid	Δέρμα	кожа	Kůže	кожа	Skóra
Linnen	Λευκά είδη	белье	Linen	белье	Poścień
Marmeren	Μαρμαρα	Мрамор	Mramorová	Мрамор	Marmur
Metaal	Μέταλλο	Металл	Kov	Метал	Metal
Opaal acrylaat	Οπαλ ακρυλικό	Опалового акрила	Opalový akrylát	Опал акрил	Opal akryl
Opaal glas	Οπαλ γυαλί	Матовое стекло	Opalové sklo	Млечно стъкло	Szko mleczne
Opaal PMMA	Οπαλ PMMA	PMMA ακριλωση	Opal PMMA	Опал PMMA	Mlecznego PMMA
Opaal polycarbonnat	Οπαλ πολυάνθρακας	Опал поликарбонат	Opal polykarbonát	Опал поликарбонат	Mlecznego Poliwęglan
Opaal PVC	Οπαλ PVC	Опал PVC	Opal PVC	Опал PVC	PVC Poliwęglan
Papyrus	Πάπυρος	Папирус	Papyrus	Папирус	Papyrus
Perkament	Περγαμινή	Пергамент	Pergamen	Пергамент	Pergamin
PEMD	PEMD	Пемд	PEMD	PEMD	PEMD
PET Polyethyleentereftalaat	Τερεφθαλικό πολυαιθυλένιο PET	ПЭТ Полиэтилентерефталат	PET polyethylentereftalát	РЕТ полиэтилен терефталат	PET Politereftalan etylenu
Gips	Γύψος	Гипс	Sádrovec	Гипс	Gips
PMMA	PMMA	PMMA	PMMA	PMMA	PMMA
Polycarbonaat	Πολυκαρβονικά	Поликарбонат	Polykarbonát	Поликарбонат	Poliwęglan
Polyethyleen	Πολυαιθυλένιο	полиэтилен	Polyethylen	полиэтилен	Polietylen
Polymeer	Πολυμερές	Полимер	Polymer	Полимер	Polimer
Polyethyleen	Πολυαιθυλένιο	Полиэтилен	Polyethylen	Полиэтилен	Polietylen
PVC	PVC	PVC	PVC	PVC	PVC
Rotan	Rattan	ротанг	Ratan	ратан	Rattan
Hars	Ρητινουχο	Смола	Pryskyfice	Смола	Żywica
Rustieke Glass	ρουστικ Γυαλί	Сельский стекла	Rustikální sklo	Рустик стъкло	Rustic Szko
Silicone	Σιλικονη	Силикон	Silikonová	Силикон	Silikon
Roestvrij staal	Ανοξειδωτο χάλυβα	нержавеющая сталь	Nerez	нерждаема стомана	Stali nierdzewnej
Staal	χάλυβας	сталь	Ocel	Стомана	Stal
Teflon	Τεφλόν	Тефлон	Teflon	Тефлоново	Teflon
Textiel	Υφάσματα	Текстильный	Textilní	Текстилен	Włókienniczy
Doorschijnend glas	Διαφανές γυαλί	Прозрачные стекла	Translucent stъklo	Průhledné sklo	Przezroczyste szklo
Doorschijnend polycarbo.	Διαφανές πολυάνθρακας	Прозрачные поликарбонат	Translucent polykarbonát	Průhledné поликарбонат	Przezroczyste Poliwęglan
Transparant glas	Διαφανές γυαλί	Прозрачное стекло	Průhledné sklo	Прозрачно стъкло	Przezroczystego szkła
Transparant PMMA	Διαφανές PMMA	Прозрачное PMMA	Průhledné PMMA	Прозрачно PMMA	Przezroczystego PMMA
Hout	Ξύλο	Дерево	Dřevo	Дърво	Drewno
Zink	Ψευδάργυρος	Цинк	Zinek	Цинк	Cynk

FINISHES

EN	ES	FR	ITA	PT	GER
Aged oak	Roble envejecido	Chêne vieilli	Quercia invecchiata	Carvalho envelhecido	Gealterte Eiche
Aged white	Blanco envejecido	Blanc vieilli	Bianco invecchiato	Branco envelhecido	Im Alter von weiß
Aluminium	Aluminio	Aluminium	Alluminio	Alumínio	Aluminium
Beech tree	Haya	Hêtre	Faggio	Faia	Buche
Beige	Beige	Beige	Beige	Bege	Beige
Black	Negro	Noir	Nero	Preto	Schwarz
Blue	Azul	Bleu	Blu	Azul	Blau
Bordeaux	Burdeos	Bordeaux	Bordò	Bordéus	Bordeaux
Brass	Latón	Laiton	Ottone	Latão	Messing
Bright black	Negro brillante	Noir brillant	Nero brillante	Helles Schwarz	Helles Schwarz
Bronze	Bronce	Bronze	Bronzo	Bronze	Bronze
Brown	Marrón	Marron	Marrone	Castanho	Braun
Brown aged	Marrón envejecido	Brun vieilli	Brown invecchiato	Brown envelhecido	Braun im Alter
Brown wood	Madera Marrón	Bois brun	Legno marrone	Madeira marrom	Braunes Holz
Cedar	Cedro	Cèdre	Cedro	Cedro	Zeder
Cherry tree	Cerezo	Cerisier	Árvore de cereja	Árvore de cereja	Kirschbaum
Chrome	Cromo	Chrome	Cromo	Cromada	Chrom
Copper	Cobre	Cuivre	Rame	Cobre	Kupfer
Dark Brown	Marrón oscuro	Marron foncé	Marrone scuro	Marrom escuro	Dunkelbraun
Dark grey	Gris oscuro	Gris foncé	Grigio scuro	Cinza escuro	Dunkelgrau
Dark walnut	Nogal oscuro	Noyer foncé	Noce scuro	Noz escura	Dunkler Walnuss
Fuchsia	Fucsia	Fuchsia	Fucsia	Fúcsia	Fuchsie
Gold	Oro	Or	Oro	Ouro	Gold
Green	Verde	Vert	Verde	Verde	Grün
Grey	Gris	Gris	Grigio	Cinzento	Grau
Ivory white	Blanco marfil	Blanc ivoire	Bianco avorio	Branco marfim	Elfenbeinweiß
Lilac	Lila	Lilas	Lilla	Lilás	Lila
Mahogany	Caoba	Acajou	Mogano	Mogno	Mahagoni
Maple	Arce	Érable	Acero	Bordo	Ahorn
Matt nickel	Níquel mate	Nickel mat	Nichel opaco	Matt Nickel	Mattnickel
Matte white	Blanco Mate	Blanc mat	Bianco opaco	Branco fosco	Mattweiß
Mirror	Espejo	Miroir	Specchio	Espelho	Spiegel
Multicolored	Multicolor	Multicolore	Multicolore	Multicolorido	Mehrfarbig
Off white	Blanco roto	Blanc	Bianco	Off white	Nicht-gerade weiss
Old Gold	Oro envejecido	Vieil or	Oro vecchio	Ouro Velho	Altes Gold
Olive green	Verde Oliva	Olive verte	Verde oliva	Verde oliva	Olivgrün
Orange	Naranja	Orange	arancia	laranja	Orange
Oxide	Óxido	Oxyde	Ossido	Óxido	Oxid
Pine	Pino	Pin	Pino	Pinho	Kiefer
Pink	Rosa	Rosa	Rosa	Rosa	Rosa
Polish aluminium	Aluminio pulido	Aluminium poli	Alluminio polacco	Alumínio polonês	Polnisches Aluminium
Red	Rojo	Rouge	Rosso	Vermelho	Rot
Reddish Mahogany	Caoba Rojizo	Acajou rougeâtre	Mogano rossastro	Maça avermelhada	Rötlicher Mahagoni
Rust	Marrón óxido	Rouille	Ruggine	Ferrugem	Rost
Rustic pine	Pino rústico	Pin rustique	Pino rustico	Pinheiro rústico	Rustikale Kiefer
Satin gold	Oro satinado	Or satiné	Oro satinato	Ouro acetinado	Satin Gold
Silver	Plata	Argent	Argento	Prata	Silber
Transparent	Transparente	Transparent	Trasparente	Transparente	Transparent
Wenge	Wengué	Wenge	Wenge	Wenge	Wenge
White	Blanco	Blanc	Bianca	Branco	Weiß
Whitewashed oak	Roble emblanquecido	Chêne blanchi à la chaux	Quercia imbiancata	Carvalho caiado	Weiß getünchte Eiche
Yellow	Amarillo	Jaune	Giallo	Amarelo	Gelb

NL	GRK	RUS	CZ	BL	PL
Verouderde eik	Ηλικιωμένη δρυς	Древесный дуб	Zastřešený dub	Стар дъб	Wieku dąb
Leeftijd wit	Старые белые	Старые белые	Ve věku bílé	Отлежало бяло	Wieku biały
Aluminium	Αλουμίνιο	алюминий	Hliník	алуминий	Aluminium
Strand boom	Δέντρο οξιάς	пляжное дерево	Buk strom	Букова дървесина	Buk
Beige	Μπεζ	Бежевый	Béžový	бежов	Beżowy
Zwart	Μαύρος	черный	Černá	черно	Czarny
Blauw	Μπλε	синий	Modrý	Син	Niebieski
Bordeaux	Μπορντό	Бордо	Bordeaux	Бордо	Bordeaux
Messing	Ορείχαλκος	Латунь	Mosaz	месинг	Mosiądz
Helder zwart	Φωτεινό μαύρο	Яркий черный	Zářivě černý	Светло черно	Jasny czarny
Bronzen	Μπρούντζος	бронза	Bronz	бронз	Brązowy
Bruin	καφέ	коричневый	Hnědý	кафяв	brązowy
Bruin leeftijd	Καφέ ηλικίας	Браун в возрасте	Hnědý ve věku	Кафяв на възраст	Brązowy w wieku
Bruin hout	Καφέ ξύλο	Бурый лес	Hnědé dřevo	Кафяво дърво	Brązowe drewno
Ceder	Κέδρος	кедр	Cedr	кедър	Cedr
kersenboom	κερασιά	Вишневое дерево	třešeň	черешово дърво	Wiśniowe drzewo
Chrome	Χρώμιο	Хром	Хром	Chrome	Chrome
Koper	Χαλκός	медь	Měď	мед	Miedź
Dunkelbraun	Σκούρο καφέ	Темно коричневый	Tmavě hnědá	Тъмно кафяво	Ciemny brąz
Donker grijs	Σκούρο γκρι	Тмavošedý	Tmavošedý	Тъмно сив	Ciemno szary
Donkere walnoot	Σκούρο καρύδι	Темный орех	Tmavý vlašský ořech	Тъмно орехче	Ciemny orzech
Fuchsia	Φουξία	фуксия	Fuchsie	обичка	Fuksja
Goud	Χρυσός	Золото	Zlato	злато	Złoto
Πράσινος	Πράσινος	зеленый	Zelená	зелен	Zielony
Grijs	Γκρι	Серый	Šedá	сив	Szary
Ivoorwit	Λευκό ελεφαντόδοντο	Белый цвет слоновой кости	Ivory bílá	Слонова кост бяла	Biała kość słoniowa
Lila	Πασχαλιά	Сирень	Šeřík	люляк	Liliowy
Mahonie	Μαόνι	красное дерево	Mahagon	махагон	Mahoń
Esdoorn	Σφεντάμι	кленовый	Javor	клен	Klon
Matt nikkel	Ματ νικέλιο	Мэтт никель	Matný nikel	Мат никел	Matowy nikiel
Mat wit	Ματ λευκό	Матовый белый	Matně bílá	Матово бяло	Матово бяло
Spiegel	Καθρέφτης	Зеркало	Zrcadlo	огледало	Lustro
Veelkleurig	Πολύχρωμος	многоцветный	Vícebarevný	многоцветен	Wielobarwny
Off white	Υπόλευκο	Белый с оттенком	Bílá	Исключено бяло	Off biały
Oud goud	Παλαιό χρυσό	Старое золото	Staré zlato	Старото злато	Stare złoto
Olijfgroen	Λαδί	Оливково-зеленый	Olivově zelená	Маслиново зелено	Zielona oliwka
Oranje	Πορτοκάλι	оранжевый	oranžový	оранжев	Pomarańczowy
Oxyde	Οξειδίο	Окись	Kysličník	окис	Tlenek
Pijnboom	Πεύκο	сосна	Borovice	бор	Sosna
Roze	Ροζ	розовый	Růžový	розов	Różowy
Pools aluminium	Πολωνικό αλουμίνιο	Польский алюминий	Polský hliník	Полски алуминий	Polskie aluminium
Rood	το κόκκινο	красный	Červené	Czerwony	Czerwony
Roodachtig mahonie	Κόκκινο μαόνι	Красное красное дерево	Reddish mahagon	Червеникав махагон	Czerwonawe mahoń
Roest	Σκουριά	Ржавчина	Rez	ръжда	Rdza
Rustieke dennen	Ρουστίκ πεύκο	Деревенская сосна	Rustikální borovice	Рустик бор	Rustykalne sosny
Satijn goud	Χρυσό σατέν	Сатиновое золото	Saténové zlato	Сатен злато	Satynowe złoto
Zilver	Ασήμι	Серебряный	stříbrný	stříbrný	Srebro
Transparant	Διαφανής	прозрачный	Průhledný	прозрачен	Przezroczysty
Wenge	Wenge	Венге	Wenge	Венге	Wenge
Wit	άσπρο	белый	Bílý	бял	Biały
Witgekalkte eik	Λευκή δρυς	Побеленный дуб	Bílé duby	Бял дъб	Бял дъб
Geel	Κίτρινος	желтый	Žlutá	жълт	Żółty

GENERAL INFORMATION

EN

The technical information detailed in our catalogue can be modified in order to improve the features or design of our products.
Faro Barcelona keeps the right to cancel or modify any model without prior notice and without any cause for complaints.
The conditions, technical characteristics and prices of the products that appear in this catalogue are the effective ones in the date of impression of the catalogue except for typographical error and are subject to possible changes.
The catalogue prices are public prices.
RATES DO NOT INCLUDE VAT.
Price list not valid for Italy and Switzerland.
Returned goods shall only be accepted, after prior notice being given to LOREFAR, on the grounds of being defective and never on the basis of broken glass or missing parts. In such cases, please contact us so that we can send you the required parts as a matter of urgency.
Exchanges or returns of goods in good condition will not be accepted. In the event of express acceptance by LOREFAR, a 20% charge shall be incurred, on receipt and checking, for depreciation and classification of the goods.

ES

La información referente a nuestros productos puede ser modificada con el fin de mejorar las características técnicas o de diseño.
Faro Barcelona se reserva el derecho de anular o modificar cualquier modelo sin previo aviso y sin que sea motivo de reclamaciones.
Las condiciones, características y precios de los productos que aparecen en este catálogo son los vigentes en la fecha de impresión del catálogo salvo error tipográfico y están sujetos a posibles modificaciones.
Los precios mostrados son precios de venta al público (PVP).
IVA NO INCLUIDO EN TARIFA
Tarifa no válida para Italia y Suiza.
Previa comunicación a Lorefar sólo se aceptará la mercancía devuelta por defectuosa, nunca por cristales rotos o falta de algún componente. En estos casos rogamos se pongan en contacto con nosotros para enviarles urgentemente las piezas requeridas.
No se admitirán cambios ni devoluciones de mercancía en buen estado. En caso de aceptación explícita por parte de Lorefar, a su recepción y comprobación se emitirá un cargo del 20% en concepto de depreciación y clasificación de la mercancía.

FR

L'information qui se réfère à nos produits peut être modifiée afin d'améliorer les caractéristiques technique ou de design.
Faro Barcelona se réserve le droit d'annuler ou de modifier n'importe quel modèle sans préavis et sans que cela soit motif de réclamations.
Les conditions, caractéristiques et prix des produits qui apparaissent dans ce catalogue sont celles en vigueur à la date d'impression du catalogue sauf erreur typographique et sont susceptible d'être modifiées ultérieurement.
Les prix du catalogue son les prix de vente public .
IVA NON COMPRISE DANS LE TARIF.
Liste de prix pas valable pour l'Italie et la Suisse.
Seule sera acceptée en retour la marchandise défectueuse, et ce après communication à LOREFAR. LOREFAR n'acceptera jamais de retour pour du verre brisé ou pour l'absence d'un composant quelconque. Dans ces derniers cas, nous vous prions de vous mettre en contact avec nous afin que nous vous fassions parvenir dans les plus brefs délais les pièces nécessaires. La marchandise en bon état ne sera ni reprise ni échangée. En cas d'acceptation explicite de sa part, LOREFAR retiendra 20% au titre de la dépréciation et de la classification du produit.

ITA

La informazione che si riferisce ai nostri articoli può essere soggetta a modifiche con il fine di migliorare le caratteristiche, tecniche o di design, dei nostri prodotti. Faro Barcelona si riserva il diritto di annullare o modificare qualsiasi modello senza previo avviso e senza che sia motivo di reclami.
Le condizioni, caratteristiche e prezzi dei prodotti che compaiono in questo catalogo sono quelli vigenti alla data della stampa del catalogo ad eccezione di errori tipografici e sono soggetti a possibili modificazioni.
I prezzi indicati sono prezzi di vendita al pubblico.
IVA NON INCLUSA IN LISTINO.
Il listino non è valido per l'Italia e la Svizzera.
LOREFAR accetta previa comunicazione, solo la merce restituita perché difettosa, in nessun caso accetterà la merce restituita per presenza di vetri rotti o per mancanza di qualche componente. In questi casi vi preghiamo di contattarci per potervi mandare al più presto i pezzi richiesti.
Non si effettuano cambi né si ammettono restituzioni di merci in buono stato. In caso di accettazione esplicita da parte di LOREFAR, al momento del ricevimento e della verifica della merce si emetterà un addebito del 20% a titolo di deprezzamento e classificazione.

PT

A informação referente aos nossos produtos pode ser modificada com o fim de melhorar as características técnicas ou de desenho.
A Faro Barcelona reserva-se o direito de anular ou modificar qualquer modelo sem aviso prévio e sem que seja motivo de reclamações.
As condições, características e preços dos produtos que aparecem neste catálogo são os vigentes na data de impressão do catálogo salvo erro tipográfico e estão sujeitos a possíveis modificações. Os preços mostrados são preços de venda ao público (PVP).
IVA NÃO INCLUIDO NA LISTA DE PREÇOS
Lista de preços não é válido para a Itália e Suíça.
Mediante comunicação prévia à Lorefar, apenas se aceitará a mercadoria devolvida por defeito, nunca por vidros partidos ou falta de algum componente. Nestes casos pedimos que entrem em contacto conosco para lhes enviarmos urgentemente as peças requeridas.
Não serão admitidas alterações nem devoluções de mercadoria em bom estado. Em caso de aceitação explícita por parte da Lorefar, na sua recepção e comprovação emitir-se-á um débito de 20% a título de depreciação e classificação da mercadoria.

GER

Die Information über unsere Produkte kann im Zusammenhang mit den Verbesserungen ihrer technischen Eigenschaften und ihres Designs jederzeit geändert werden.
Faro Barcelona behält sich das Recht vor, seine Modelle jederzeit und ohne vorherige Ankündigung vom Markt zu nehmen, ohne dass sich daraus ein Anrecht auf Beschwerden ableiten könnte.
Die Bedingungen, Eigenschaften und Preise der Produkte in diesem Katalog gelten zum Datum der Drucklegung des Katalogs vorbehaltlich Druckfehler und können jederzeit geändert werden. Diese Preise gelten für den Direktverkauf an den Kunden.
DIE MEHRWERTSTEUER IST NICHT IN DEN PREISEN EINGESCHLOSSEN
Preisliste gilt nicht für Italien und die Schweiz.
Nach vorheriger Kommunikation kann Lorefar die Rücklieferung von schadhafter Ware akzeptieren, jedoch niemals wegen beschädigten Glasteilen oder fehlenden Komponenten. In letzteren Fällen setzen Sie sich bitte zwecks schneller Zusage der notwendigen Teile in Verbindung.
Wir tauschen keine Waren in gutem Zustand um oder nehmen sie zurück. Bei ausdrücklicher Annahme durch Lorefar nach Erhalt und Überprüfung stellen wir Ihnen 20% des Preises für Wertverminderung und Handhabung der Ware in Rechnung.

NL

De informatie over onze producten kan gewijzigd worden met als doel de technische eigenschappen of het design te verbeteren.
Faro Barcelona behoudt zich het recht voor onaangekondigd modellen te schrappen of te wijzigen en zonder dat dit aanleiding tot een klacht vormt.
De voorwaarden, eigenschappen en prijzen van de producten in deze catalogus zijn geldig op het moment van druk van de catalogus tenzij sprake is van een drukfout. Zij zijn onderhevig aan mogelijke wijzigingen. De getoonde prijzen betreffen verkoopprijzen.
Btw NIET BIJ DE PRIJS INBEGREPEN
Tarifa niet geldig voor Italië en Zwitserland.
Lorefar aanvaardt uitsluitend defecte teruggezonden goederen nadat zij hierover van tevoren op de hoogte is gesteld. Dit geldt niet voor gebroken glas of het ontbreken van onderdelen. In deze gevallen wordt u verzocht met ons contact op te nemen zodat wij u zo snel mogelijk de gewenste onderdelen kunnen toezenden.
Ruilen of terugsturen van goederen in correcte staat is niet toegestaan. In geval van uitdrukkelijke aanvaarding door Lorefar wordt bij ontvangst en controle een heffing van 20% voor waardevermindering en classificatie van de goederen toegepast.

GRK

Οι πληροφορίες σχετικά με τα προϊόντα μας ενδέχεται να τροποποιηθούν με στόχο τη βελτίωση των τεχνικών χαρακτηριστικών ή του σχεδίου.
Η Faro Barcelona διατηρεί το δικαίωμα ακύρωσης ή τροποποίησης οποιουδήποτε μοντέλου χωρίς προηγούμενη προειδοποίηση και χωρίς αυτό να αποτελεί αιτία απαίτησης επιστροφής χρημάτων.
Οι όροι, τα χαρακτηριστικά και οι τιμές των προϊόντων που παρουσιάζονται σε αυτόν τον κατάλογο είναι αυτά που ισχύουν κατά την ημερομηνία της εκτύπωσης του καταλόγου, εκτός τυπογραφικών λαθών, και υπόκεινται σε αλλαγές. Οι τιμές που εμφανίζονται είναι τιμές λιανικής.
Ο ΦΠΑ ΔΕΝ ΣΥΜΠΕΡΙΛΑΜΒΑΝΕΤΑΙ ΣΤΗΝ ΤΙΜΗ
Μετά από συνεννόηση με τη Lorefar, γίνονται αποδεκτές επιστροφές μόνο αν πρόκειται για ελαττωματικά εμπόρευματα και όχι για θραύση κρυστάλλων ή απουσία κάποιου στοιχείου. Στις περιπτώσεις αυτές, παρακαλούμε να έρθετε σε επαφή μαζί μας για να σας στείλουμε επείγοντως τα απαιτούμενα μέρη.

RUS

Информация относящаяся к нашей продукции может быть модифицирована с целью улучшить технические или внешние характеристики.
Faro Barcelona сохраняет за собой право аннулировать или модифицировать любую модель без предупреждения и без того что это послужит причиной для жалоб.
Ден γίνονται αποδεκτές αλλαγές ή επιστροφές για εμπορεύματα σε καλή κατάσταση. Σε περίπτωση ρητής αποδοχής εκ μέρους της Lorefar, κατά την παραλαβή και τον έλεγχο τους θα πραγματοποιηθεί χρέωση 20% για έξοδα απόσβεσης και ταξινόμησης των εμπορευμάτων.
Условия, характеристики и цены на изделия, указанные в данном каталоге, действительны на дату его выпуска, за исключением опечаток в каталоге, и могут быть изменены. В каталоге указаны розничные цены.
БЕЗ УЧЕТА НДС
В соответствии с правилами, компания Lorefar принимает возврат изделий только при наличии дефектов, но ни в коем случае не при разбитии стекла или отсутствии какой-либо детали. В таком случае, пожалуйста, свяжитесь с нами, чтобы мы отправили вам необходимые детали.
Товар в рабочем состоянии не подлежит обмену или возврату. В случае подтверждения компанией Lorefar наличия дефектов, после возврата и проверки, начисляется 20% стоимости с учетом амортизации и классификации товаров.

CZ

Technické informace uvedené v katalogu mohou být modifikovány za účelem zdokonalování vlastností svítidel nebo jejich designu.
Producent Faro Barcelona si vyhrazuje právo konstrukčních změn nabízených modelů bez předchozího oznámení a tato skutečnost nemůže být předmětem jakékoliv stížnosti či reklamace.
Podmínky, technické specifikace a ceny produktů uvedené v katalogu jsou platné ke dni vydání katalogu. Producent si vyhrazuje právo konstrukčních změn nabízených modelů, pokud tyto nepovedou k zásadním změnám charakteru výrobků. Informace z tohoto katalogu postrádají platnosti v den vydání katalogu nového.
VŠECHNY CENY JSOU UVEDENY BEZ DPH., Zboží může být vráceno pouze po předchozím souhlasu od společnosti PAXI, na základě poruchy nebo vady ovšem nikdy na základě poškozeného skla nebo chybějícího dílu. V takových případech nás, prosím, kontaktujte, abychom Vám mohli požadované části svítidel urgentně zaslat. Výměny nebo vracení zboží v dobrém technickém stavu je nepřijatelné.

BL

Техническата информация, представена в нашият каталог, може да бъде променена с цел да подобри представянето или дизайна на продуктите.
Фаро Барселона си запазва правото да отменя или променя всеки модел без предварително осведомяване и без това да се счита причина за оплаквания.
Условията, техническите характеристики и цените на продуктите показани в този каталог са ефективни към датата на отпечатването на каталога, с изключение на грешки при отпечатване и са обект на възможни промени.
Цените в каталога са публичните цени.
ЦЕНИТЕ НЕ ВКЛЮЧВАТ ДДС.
Връщане на закупена стока ще да бъдат приета единствено след писмено осведомяване на LOREFAR на основание дефекти и в никакъв случай на основание случено стъкло или липсващи части. В такива случаи моля свържете се с нас, за да ви изпратим липсващите части по спешност.
Размяна или връщане на стока в добро състояние няма да бъде извършвана. В случай на спешно приемане от LOREFAR 20 % такса ще бъде наложена за приемане и проверка, за обезценяване и класификация на продуктите.

PL

Informacje techniczne wyszczególnione w naszym katalogu mogą być modyfikowane w celu poprawienia właściwości lub wzornictwa produktów.
Faro Barcelona ma prawo do anulowania i modyfikowania każdego z modeli bez uprzedniego informowania i nie przyjmuje skarg z tego tytułu.
Warunki, opis techniczny oraz ceny artykułów, które pojawiają się w katalogu są aktualne do czasu wydruku katalogu za wyjątkiem pomyłek w druku, które podlegają ewentualnej zmianie. Ceny w katalogu są cenami publicznymi.
CENY NIE ZAWIERAJĄ STAWKI VAT.
Ewentualne zwroty mogą być zaakceptowane po uprzedniej zgodzie przez Lorefar na podstawie stwierdzenia, że są wadliwe, nigdy nie przyjmowane są zwroty artykułów, z powodu stłuczenia szkła czy brakujących części, w tym przypadku prosimy o kontakt w celu wysłania potrzebnych części w trybie natychmiastowym.
Wymiany lub zwroty artykułów w dobrym stanie nie będą zaakceptowane. W przypadku wyraźnej akceptacji przez Lorefar, 20% opłaty może być poniesione na otrzymanie i sprawdzenie, w celu sklasyfikowania uszkodzenia artykułu.

EN	ES	FR	ITA
<p>Faro Barcelona Technical Laboratory Faro Barcelona has extended the capacity of its Quality Control Department by equipping its laboratory with machinery that can conduct the following tests:</p> <ul style="list-style-type: none"> - IP Tests,., - Incandescent thread. - Electric shocks,., - Thermal and mechanical resistance. - Impacts,., - Consumption and power factors. <p>Thanks to these advances, Faro Barcelona has raised the bar regarding the thoroughness of its tests and ensures that European regulations and standards are complied with fully.</p> <p>Faro collaborates on improvements to the environment</p> <p>With its commitment to efficient light bulbs and its contribution to energy saving and the campaign against global warming. In Faro catalogues, next to the standard-use light bulb given for each item, you will see the recommended bulb, highlighted by this symbol: [LED ref.]</p>	<p>Laboratorio técnico propio de Faro Barcelona Faro Barcelona ha ampliado la capacidad de su Departamento de Control de Calidad, dotando su laboratorio de una maquinaria capaz de hacer los siguientes ensayos:</p> <ul style="list-style-type: none"> - Pruebas de IP,.- Hilo incandescente. - Choques eléctricos,., - Resistencia térmica y mecánica. - Choques de impacto. - Consumos y factores de potencia. <p>Gracias a estos avances, Faro Barcelona eleva el nivel de rigurosidad en sus ensayos y garantiza el estricto cumplimiento de las normativas y estándares europeos.</p> <p>Faro colabora en la mejora del medio ambiente</p> <p>Apostando por las bombillas eficientes y contribuyendo con el ahorro energético y la lucha contra el calentamiento global. En los catálogos Faro podrá encontrar junto a la bombilla de uso standard de cada artículo cual es la bombilla que recomendamos y lo diferenciamos con este símbolo: [LED ref.]</p>	<p>Laboratoire technique appartenant à Faro Barcelona Faro Barcelona a élargi la capacité de son Département de contrôle qualité, en dotant son laboratoire de machines capables de procéder aux essais suivants:</p> <ul style="list-style-type: none"> - Essais d'IP - Fil incandescent. - Chocs électriques,., - Résistance thermique et mécanique. - Chocs d'impact. - Consommations et facteurs de puissance. <p>Grâce à ces avancées, Faro Barcelona élève le niveau de rigueur de ses essais et garantit le strict respect des réglementations et normes européennes.</p> <p>Faro participe à l'amélioration de l'environnement</p> <p>En misant sur des ampoules efficaces, en contribuant aux économies d'énergie et en participant à la lutte contre le réchauffement de la planète.</p> <p>Dans les catalogues Faro, vous trouverez, à côté de l'ampoule standard utilisée pour chaque article, l'ampoule recommandée et identifiée parce symbole: [LED réf.]</p>	<p>Laboratorio tecnico proprio di Faro Barcelona Faro Barcellona ha ampliato la capacità del suo Dipartimento di Controllo della Qualità, dotando il suo laboratorio di macchinari in grado di realizzare i seguenti test:</p> <ul style="list-style-type: none"> - Prove di IP,., - Filo incandescente. - Scariche elettriche,., - Resistenza termica e meccanica. - Test di impatto. - Consumi e fattori di potenza. <p>Grazie a questi progressi, Faro Barcelona alza il livello di rigosità nei suoi test e garantisce il rigido rispetto delle normative e degli standard europei.</p> <p>Faro collabora al miglioramento dell'ambiente</p> <p>Scommettendo sulle lampadine efficienti e contribuendo al risparmio energetico e alla lotta contro il riscaldamento globale. Nei cataloghi Faro potrete trovare, assieme alla lampadina d'uso standard di ogni articolo, la lampadina di basso consumo consigliata e che si distingue con questo simbolo: [LED rif.]</p>
<p>Laboratório técnico próprio da Faro Barcelona A Faro Barcelona ampliou a capacidade do seu Departamento de Controlo de Qualidade, dotando o seu laboratório de uma maquinaria capaz de fazer os seguintes ensaios:</p> <ul style="list-style-type: none"> - Testes de IP,., - Fio incandescente. - Choques eléctricos,.- Resistência térmica e mecânica. - Choques de impacto,., - Consumos e factores de potência. <p>Grças a estes avanços, a Faro Barcelona eleva o nível de rigor nos seus ensaios e garante o estricto cumprimento das normas e padrões europeus.</p> <p>A Faro colabora na melhoria do meio ambiente</p> <p>Apostando nas lâmpadas eficientes e contribuindo para a poupança energética e para a luta contra o aquecimento global. Nos catálogos Faro poderá encontrar, junto à lâmpada de uso padrão de cada artigo, a lâmpada recomendada e que se diferencia com este símbolo: [LED ref.]</p>	<p>Eigenes technisches Labor von Faro Barcelona Faro Barcelona hat die Leistungsfähigkeit seiner Qualitätssicherungsabteilung durch die Ausstattung seines Labors mit Einrichtungen für folgende Tests erweitert.</p> <ul style="list-style-type: none"> - IP-Tests, - Thermische und mechanische - Elektroschocks Widerstandskraft - Mechanische Stöße - Verbrauchs- und Leistungsaspekte - Glühfäden <p>Dank dieser Erweiterungen kann Faro Barcelona jetzt seine Produktprüfungen noch wesentlich rigoroser durchführen und eine strikte Erfüllung der europäischen Normen und Standards garantieren.</p> <p>Faro bemüht sich ständig um den Umweltschutz</p> <p>Daher verwenden wir immer mehr effiziente Leuchtmittel und tragen damit zum Einsparen von Energie und zum Kampf gegen die Klimaerwärmung bei.</p> <p>In den Katalogen von Faro finden Sie neben den Standard-Leuchtmitteln für die einzelnen Artikel auch jeweils passende Sparbirnen, die mit folgendem Symbol gekennzeichnet sind: [LED ref.]</p>	<p>Eigen technisch laboratorium van Faro Barcelona Faro Barcelona heeft de capaciteit van haar Afdeling Kwaliteitscontrole uitgebreid met een laboratorium waarin de volgende testen kunnen worden uitgevoerd:</p> <ul style="list-style-type: none"> - Testen van de IP-code - Gloeidraad. - Elektrische schokken. - Thermische en mechanische weerstand. - Schok door impact,., - Verbruik en vermogensfactoren. <p>Dankzij deze vooruitgang is er bij Faro Barcelona sprake van een hoger striktheidniveau tijdens het testen en garandeert een strikte naleving van de Europese normen en standaards.</p> <p>Faro werkt mee aan de verbetering van het milieu</p> <p>Middels het gebruik van efficiënte lampen. Zo draagt zij bij aan de energiebesparing en aan de strijd tegen de opwarming van de aarde. In de catalogi van Faro treft u naast de lamp voor standaardgebruik van ieder artikel de aanbevolen lamp met laag verbruik aan die met dit symbool wordt onderscheiden: [LED ref.]</p>	<p>Faro Barcelona Technical Laboratory H Faro Barcelona έχει διευρύνει τις δυνατότητες του Τμήματος Ελέγχου Ποιότητας, εξοπλίζοντας το εργαστήριό της με μηχανήματα που πραγματοποιούν τα εξής test:</p> <ul style="list-style-type: none"> - Τεστ IP - Νήμα πυρακτώσεως. - Ηλεκτροπληξία. - Θερμική και μηχανική αντοχή. - Κρούση. - Κατανάλωση και παράγοντες ισχύος. <p>Χάρη σε αυτές τις εξελίξεις, η Faro Barcelona αυξάνει το επίπεδο αυστηρότητας στις δοκιμές της και εξασφαλίζει την απόλυτη τήρηση των ευρωπαϊκών κανονισμών και προτύπων.</p> <p>H Faro συμβάλλει στη βελτίωση του περιβάλλοντος</p> <p>χρησιμοποιώντας αποδοτικούς λαμπτήρες και συμβάλλοντας στην εξοικονόμηση ενέργειας και την καταπολέμηση της υπερθέρμανσης του πλανήτη.</p> <p>Στους καταλόγους της Faro μπορείτε να βρείτε, μαζί με τον συμβατικό λαμπτήρα για κάθε προϊόν, τον συνιστώμενο λαμπτήρα χαμηλής κατανάλωσης που διακρίνεται με αυτό το σύμβολο: [LED αναφ.]</p>
<p>Собственная техническая лаборатория компании Faro Barcelona Потенциал Отдела контроля качества компании Faro Barcelona увеличился благодаря появлению в лаборатории оборудования, с помощью которого можно проводить следующие испытания:</p> <ul style="list-style-type: none"> - Тестирование IP,.- Механическое и - Поражение электрическим током. - Тепловое сопротивление,.- Воздействие от столкновения,.- Потребление и - Спираль накаливания. коэффициент мощности. <p>Благодаря этому компания Faro Barcelona предъявляет все более жесткие требования к проведению исследований и обеспечивает строгое соответствие европейским стандартам и нормам.</p> <p>Faro заботится об окружающей среде</p> <p>делая ставку на эффективные электрические лампы, позволяющие экономить энергию и бороться с глобальным потеплением. В каталогах Faro можно найти как стандартные лампы различных типоразмеров, так и рекомендуемые энергосберегающие лампы, отмеченные специальным символом: [LED ссы.]</p>	<p>Собственная техническая лаборатория компании Faro Barcelona Потенциал Отдела контроля качества компании Faro Barcelona увеличился благодаря появлению в лаборатории оборудования, с помощью которого можно проводить следующие испытания:</p> <ul style="list-style-type: none"> - Тестирование IP - Механическое и - Поражение электрическим током. - Тепловое сопротивление,.- Воздействие от столкновения,.- Потребление и - Спираль накаливания. коэффициент мощности. <p>Благодаря этому компания Faro Barcelona предъявляет все более жесткие требования к проведению исследований и обеспечивает строгое соответствие европейским стандартам и нормам.</p> <p>Používáním efektivních žárovek přispívá firma Faro</p> <p>Ke zlepšení životního prostředí, úspoře elektrické energie a boji proti globálnímu oteplování.</p> <p>V katalozích Faro naleznete vedle standardní žárovky vhodné pro jednotlivé zboží i doporučenou žárovku s nízkou spotřebou, která je označena tímto symbolem: [LED ref.]</p>	<p>Собствена техническа лаборатория на Faro Barcelona Faro Barcelona разшири капацитета на своя Отдел за контрол на качеството, като обзаведе лабораториите си с оборудване за осъществяване на следните изпитвания:</p> <ul style="list-style-type: none"> - Изпитвания за степен на защита (IP) - Термична и механична - Токови удари.Сустойчивост. - Удари в твърд предмет,., - Консумирана мощност - Нажежена жичка. и коэффициент на мощността. <p>По този начин Faro Barcelona повишава точността на изпитванията и гарантира стриктно спазване на европейските.</p> <p>Faro съдейства за подобряване на околната среда</p> <p>чрез използване на енергоспестяващи крушки, с което дава своя принос в борбата с глобалното затопляне.</p> <p>В каталозите на Faro всеки продукт може да се използва както със стандартна, така и с енергоспестяваща крушка, която е препоръчителна и е означена със следния символ: [LED снар.]</p>	<p>Laboratorium techniczne należące do Faro Barcelona Firma Faro Barcelona rozszerzyła zakres kompetencji swojego Działu Kontroli Jakości, wyposażając laboratorium w urządzenia wykonujące następujące testy:</p> <ul style="list-style-type: none"> - Próby IP - Włókno żarzenia. - Porażenia prądem. - Wytrzymałość termiczna i mechaniczna. - Wstrząsy,., - Zużycie i czynniki mocy. <p>Dzięki tym procedurom firma Faro Barcelona zaostrzyła poziom testów, gwarantując bezwzględne przestrzeganie norm i standardów europejskich.</p> <p>Firma Faro chroni środowisko</p> <p>Stawiając na wydajne żarówki i oszczędność energii, przyczyniając się tym samym do walki z globalnym ociepleniem. Oprócz informacji o standardowych żarówkach, katalogi Faro zawierają zalecenia dotyczące żarówek energooszczędnych wyróżnione tym symbolem: [LED odni.]</p>
<p>RUS</p>	<p>CZ</p>	<p>BL</p>	<p>PL</p>

Ref	Pag.	Ref	Pag.	Ref	Pag.
01000	131	17062	545	17464	545
01001	131	17063	545	17465	545
01005	157	17064	545	17466	548
01006	157	17067	545	17467	548
01007	42	17270	547	17468	548
01009	137	17271	547	17471	544
01014	136	17309	544	17472	544
01015	32	17316	544	17473	544
01016	32	17317	544	17474	544
01017	33	17318	544	17475	544
01025	42	17319	544	17476	548
01026	136	17320	544	17477	548
01027	137	17321	544	17478	545
01040	169	17324	544	17479	545
01041	169	17325	544	17480	545
02070101	229	17328	544	17481	548
02080101	229	17329	544	17482	545
02090201	226	17330	544	17483	545
02100101	233	17331	544	17484	545
02100201	227	17332	544	17485	545
02100301	227	17340	548	17486	545
02100401	227	17398	548	17487	548
02100501	228	17399	548	17488	548
02100502	228	17400	548	17489	548
02100503	228	17403	548	17490	548
02100601	228	17404	548	17491	548
02100602	228	17408	547	17492	545
02100603	228	17409	546	17493	546
02100701	228	17413	546	17494	548
02100801	228	17414	546	17495	548
02100901	229	17415	546	17496	547
02101001	227	17417	546	17497	547
02101101	227	17418	546	17514	546
02101301	227	17419	546	17515	547
02101401	228	17420	546	20000	166
02150101	229	17422	546	20002	166
02150201	229	17423	546	20003	56
02150301	229	17425	547	20005	56
02200501	228	17426	546	20009	56
02200502	228	17427	546	20016	112
02200503	228	17428	546	20019	56
03020401	230	17429	547	20020	56
03020402	230	17432	546	20021	151
03020403	230	17433	546	20022	151
03020501	230	17434	547	20023	151
03020502	230	17435	547	20024	151
03020503	230	17437	545	20025	74
03030101	230	17438	548	20026	74
03030102	230	17443	548	20029	74
03030103	230	17444	548	20030	74
03030201	231	17445	546	20045	166
03030202	231	17446	547	20046	112
03030203	231	17447	547	20047	112
03040102	230	17448	547	20048	112
03040202	231	17449	547	20049	166
03100401	230	17460	545	20050	112
03100402	230	17461	545	20051	112
03100501	230	17462	545	20060	133
03100502	230	17463	545	20061	133

Ref	Pag.	Ref	Pag.	Ref	Pag.
20062	133	24521	53	28389	34
20094	188	24522	52	28390	153
20095	188	24523	35	28391	153
20098	97	24524	35	28393	103
20099	97	24527	132	28394	103
20100	96	24528	132	28398	113
20101	92	28200	148	28399	113
20102	92	28201	148	28401	47
20116	91	28202	59	28408	47
20117	91	28203	59	28413	155
20118	91	28204	59	28414	155
20119	91	28205	59	28415	155
20120	91	28206	148	28480	149
20121	91	28207	59	28481	149
20122	91	28208	59	29025	210
20123	91	28209	98	29026	210
20124	90	28209-1L	99	29027	210
20125	90	28209-2L	99	29028	210
20126	90	28209-3L	99	29029	54
20127	90	28209-4L	99	29031	214
20128	90	28209-5L	99	29032	214
20129	90	28210	98	29033	210
20130	90	28210-1L	99	29034	210
20131	90	28210-2L	99	29035	210
20160	87	28210-3L	99	29036	210
20161	87	28210-4L	99	29037	54
20162+20164	57	28210-5L	99	29038	54
20162+20165	129	28211	45	29039	210
20162+20166	87	28212	45	29040	210
20163+20164	57	28365	36	29041	210
20163+20165	129	28366	37	29042	210
20163+20166	87	28367	37	29043	210
20167	128	28368	37	29044	210
20168	128	28369	37	29045	214
20170	141	28370	45	29046	214
20171	141	28371	45	29047	54
20172	141	28373	99	29048	54
20173	141	28374	99	29049	54
20200	162	28375	98	29050	54
20201	110	28375-1L	99	29051	210
20202	110	28375-2L	99	29052	210
20203	110	28375-3L	99	29306	167
20204	162	28375-4L	99	29307	70
20205	110	28375-5L	99	29308	70
20206	110	28376	98	29309	102
20207	110	28376-1L	99	29310	167
24005	140	28376-2L	99	29311	70
24006	140	28376-3L	99	29312	70
24007	140	28376-4L	99	29313	102
24008	65	28376-5L	99	29326	152
24009	64	28378	45	29327	152
24015	158	28379	45	29328	152
24016	158	28380	46	29329	152
24500	88	28382	46	29330	152
24501	88	28383	46	29331	152
24502	130	28385	46	29332	73
24503	130	28386	34	29333	73
24504	89	28387	44	29335	73
24505	89	28388	44	29336	73

Ref	Pag.	Ref	Pag.	Ref	Pag.
29340	156	29895	119	2P0III	646
29341	156	29896	215	2P0II2	646
29343	81	29897	210	2P0II3	646
29344	105	29898	55	2P0I2I	646
29468	113	29899	55	2P0I22	646
29565	135	29935	154	2P0I23	646
29566	135	29936	154	2P0I3I	646
29567	95	29937	72	2P0I32	646
29568	50	29938	72	2P0I33	646
29569	50	29939	100	2P02II	646
29680	142	29940	150	2P02I2	646
29681	142	29941	150	2P02I3	646
29682	142	29942	75	2P022I	646
29683	142	29943	75	2P0222	646
29684	66	29944	103	2P0223	646
29685	66	29945	150	2P023I	646
29686	67	29946	150	2P0232	646
29687	67	29947	75	2P0233	646
29690	127	29948	75	2P03II	646
29691	84	29949	103	2P03I2	646
29692	49	29950	154	2P03I3	646
29693	48	29951	154	2P04II	646
29694	85	29952	154	2P04I2	646
29764	78	29953	154	2P04I3	646
29789	113	29954	72	2P042I	646
29816	109	29955	72	2P0422	646
29844	134	29958	72	2P0423	646
29845	134	29959	72	2P043I	646
29846	51	29962	157	2P0432	646
29847	51	29963	157	2P0433	646
29848	94	29964	157	32000	485
29849	94	29965	157	32001	485
29864	102	29967	112	32002	485
29865	102	29969	112	32003	485
29866	71	29970	46	32004	485
29867	71	29971	46	32005	485
29868	71	29974	151	32006	485
29869	71	29975	151	32020	483
29871	215	29976	151	32025	483
29872	215	29977	151	32026	483
29873	210	29978	62	32027	483
29874	210	29979	62	32028	483
29875	210	29980	152	32029	483
29876	210	29981	152	32030	483
29877	193	29982	152	32033	491
29878	193	29983	152	32034	491
29879	193	29984	62	32035	491
29880	193	29985	62	32036	491
29881	55	29986	101	32037	491
29882	55	29987	101	32038	489
29883	55	29988	101	32039	489
29884	55	29989	101	32040	489
29886	119	29991	147	32041	489
29887	119	29992	147	32042	489
29888	170	29993	147	32043	489
29889	170	29995	146	32060	491
29890	170	29996	146	32100	487
29891	170	29997	69	33001	447
29894	119	29998	69	33002	447

Ref	Pag.	Ref	Pag.	Ref	Pag.
33005	499	33424	527	33552	387
33011	535	33425	527	33553	363
33019	429	33426	527	33554	363
33102	509	33430	365	33600	507
33110	445	33450	537	33601	507
33111	445	33454	517	33603	529
33135	425	33455	517	33604	529
33136	425	33459	401	33605	529
33137	425	33460	401	33606	515
33179	525	33461	367	33607	477
33180	525	33462	367	33608	477
33183	525	33463	359	33609	515
33185	525	33464	377	33610	531
33186	525	33465	367	33611	533
33190	423	33466	361	33695	503
33192	423	33467	481	33696	503
33274	427	33470	417	33697	503
33284	469	33471	471	33698	503
33287	469	33471K	471	33699	503
33288	469	33471N	471	33700	419
33292	467	33472	465	33701	419
33301	521	33472K	465	33702	419
33314	421	33472N	465	33703	519
33317	473	33474	461	33704	523
33318	505	33475	493	33706	523
33319	505	33476	493	33710	433
33341	463	33478	495	33711	497
33341K	463	33479	495	33712	497
33345	463	33480	435	33713	497
33345K	463	33481	437	33714	433,497
33346	399	33482	437	33715	539
33349	373	33483	435	33716	497
33350	467	33484	437	33717	497
33351	467	33485	389	33718	441
33352	453	33486	437	33719	381
33363	375	33487	495	33720	539
33370	459	33488	495	33721	451
33372	413	33489	435	33722	393
33373	459	33489K	435	33723	397
33374	491	33490	435	33724	449
33381	485	33490K	435	33750	455
33382	483	33491	471	33751	455
33384	415	33491K	471	33752	411
33385	415	33492	471	33753	411
33386	415	33492K	471	33770	457
33389	407	33496	357	33780	391
33390	483	33498	479	33782	371
33391	483	33504	377	33904	541
33392	405	33505	359	33907	541
33393	489	33506	443	33928	541
33394	487	33507	443	33929	541
33395	487	33508	511	33937	541
33396	409	33509	511	33944	541
33397	403	33511	439	33948	541
33398	487	33512	369	33954	541
33399	487	33513	369	33957	541
33415	513	33514	395	33958	541
33416	513	33548	385	33959	541
33420	431	33549	383	33960	541

Ref	Pag.	Ref	Pag.	Ref	Pag.
33962	541	40562	214	43502	206
33964	541	40563	214	43520	207
33965	541	40564	214	43521	207
33971	541	40580	208	43522	207
34000	367	40581	208	43523	207
34001	367	40582	208	43524	207
34002	367	40583	208	43525	207
34003	361	40584	208	43526	207
34004	361	40585	208	43527	207
34005	361	40586	208	43528	207
34006	367	40587	208	43529	192
34007	367	40588	208	43530	192
34008	367	40589	208	43531	192
34009	367	40590	208	43532	192
34010	367	40591	208	43533	192
34011	367	40592	215	43534	192
40062	168	40593	215	43535	214
40070	169	40594	215	43536	214
40076	177	40994	159	43700	220
40077	201	40995	159	43701	220
40078	201	40996	159	43702	220
40085	176	41019	159	43703	220
40086	176	41020	159	43704	220
40087	176	41021	159	43705	220
40090	126	41023	159	43706	221
40091	126	41025	158	43707	221
40092	126	41026	158	43710	221
40100	217	41028	158	43720	216
40101	217	41029	158	43721	216
40110	222	41030	158	43722	211
40111	222	41031	158	43723	211
40112	222	41032	158	43724	216
40113	222	42910	226	43725	216
40114	222	42911	226	43726	211
40115	222	42919	226	43727	211
40116	222	42921	226	43728	211,216
40117	222	42926	232	43729	211,216
40118	222	42927	232	43730	211,216
40119	222	42928	232	43731	211,216
40120	222	42929	232	43732	211,216
40121	222	42930	232	46060	549
40122	223	42931	232	46061	549
40123	223	43056	226	46067	346,549
40124	223	43057	226	4R033	549
40125	223	43058	226	50065	236
40126	223	43059	226	50066	236
40127	223	43065	549	50067	236
40550	209	43070	549	50120	236
40551	209	43396	224	50121	236
40552	209	43397	224	50122	236
40553	209	43398	224	51129	139
40554	209	43399	225	51133	139
40555	209	43400	225	51134	139
40556	209	43401	225	51135	139
40557	209	43402	225	51136	139
40558	209	43403	225	51908	237
40559	209	43404	225	51909	237
40560	209	43500	206	51910	237
40561	209	43501	206	51916	237

Ref	Pag.	Ref	Pag.	Ref	Pag.
51917	237	61081	174	62705	156
52057	236	61082	174	62706	156
52058	236	61083	174	62707	161
52059	159	61084	174	62708	161
52061	159	61085	174	62709	161
52064	236	62099	148	62710	161
52065	236	62100	148	62711	161
52069	236	62105	165	62800	116
52071	237	62108	165	62801	116
52072	236	62112	163	62802	116
52077	236	62113	163	62803	116
53414	237	62115	162	62804	116
53415	237	62118	160	62805	116
55191	78	62120	160	62806	117
57210	60	62121	160	62807	168
57211	60	62122	160	62809	168
57212	60	62123	160	62810	168
57213	60	62124	160	62819	171
57214	60	62125	160	62820	171
57215	60	62126	160	62957	196
57300	138	62127	160	62958	196
57301	138	62128	160	62959	196
57302	138	62129	160	62961	198
57303	138	62130	163	62962	198
57304	138	62131	163	62963	198
57305	138	62132	189	62964	198
57306	40	62133	189	62965	203
57307	40	62134	189	62966	203
57308	40	62135	189	62968	203
57309	138	62136	108	62969	203
57310	138	62137	108	62980	203
57311	40	62138	108	62981	203
DT00062G	100	62139	108	62983	203
DT00062N	100	62140	189	62986	175
DT00063G	153	62141	189	62987	175
DT00064G	153	62142	189	62988	156
DT00065G	68	62143	189	63008	181
DT00065N	68	62144	189	63009	181
DT00066G	68	62145	189	63038	180
DT00066N	68	62146	189	63043	180
DT00073	147	62147	189	63124	196
DV00022	109	62148	170	63125	196
DV00023	109	62149	170	63146	185
DV00024	109	62150	164	63148	180
DV00025	109	62151	164	63156	175
DV00032	109	62152	164	63167	165
DV00033	109	62153	164	63173	172
DV00034	109	62154	164	63174	172
DV00035	109	62155	164	63175	172
DV00036	109	62156	44	63176	172
DV00037	109	62157	44	63177	172
60000	169	62161	161	63178	172
60004	121	62162	161	63184	173
60005	168	62300	164	63186	175
61048	174	62301	164	63199	170
61049	174	62302	164	63216	195
61064	175	62303	164	63225	173
61066	175	62703	159	63268	194
61080	174	62704	158	63269	194

Ref	Pag.	Ref	Pag.	Ref	Pag.
63270	194	64108	123	64250	107,191
63271	194	64128	114	64251	107,191
63272	194	64131	123	64300	154
63273	194	64133	114	64301	154
63274	194	64137	114	65046	108
63275	194	64138	164	65047	108
63276	194	64159	118	65071	114
63277	194	64160	118	65080	114
63278	173	64162	118	65081	115
63279	173	64163	117	65082	115
63280	224	64164	117	65133	169
63281	233	64165	117	65134	114
63282	233	64166	117	65137	196
63283	233	64167	117	65138	226
63284	173	64168	168	65139	184
63285	173	64169	168	66191	166
63286	224	64170	111	66200	167
63290	224	64172	111	66201	167
63291	202	64174	105	66204	121
63309	200	64175	122	66205	121
63310	200	64176	122	66208	167,289
63311	171	64177	180	66209	167,289
63312	171	64180	107,191	66210	120, 320
63318	184	64182	107,191	66211	120, 320
63319	184	64183	107,191	66212	120, 320
63320	178	64184	107	66213	120, 320
63321	178	64185	107	66214	120, 320
63322	178	64186	107	66215	120, 320
63323	178	64187	107	66225	119
63393	199	64188	202	66226	119
63394	199	64189	195	66227	119
63395	199	64190	195	66228	119
63397	200	64191	119	66229	119
63398	200	64192	217	66230	119
63399	202	64193	217	66231	119
63403	202	64194	119	66232	119
63404	202	64198	195	66233	119
63405	202	64199	195	66234	119
63406	200	64200	195	66235	119
63407	202	64201	195	66236	119
63408	200	64202	217	66403	144
63500	185	64203	217	66404	144
63501	185	64204	195	66405	144
63502	185	64205	195	66406	144
63503	179	64206	195	66407	144
63504	179	64207	195	66408	144
63505	179	64210	217	66409	144
63507	182	64211	217	66410	144
63508	182	64212	217	66411	145
63509	182	64213	217	66412	145
63600	183	64214	217	66413	145
63601	183	64215	217	66414	145
63602	183	64218	171	66415	145
64026	165	64219	171	66416	145
64096	190	64220	111	66873	122
64097	190	64221	111	68138	169
64098	106	64222	118	68139	121
64099	106	64223	118	68145	117
64104	123	64224	118	68146	117

Ref	Pag.	Ref	Pag.	Ref	Pag.
68153	121	70146	339	70455	346
68283	104	70147	339	70456	346
68284	104	70148	339	70458N	341
68298	197	70151	330	70459N	341
68317	197	70154	339	70462N	341
68323	197	70155	339	70469	330
68334	47	70156	329	70472	346
68417	77	70157	329	70474	346
68418	77	70158	332	70475	346
68420	156	70159	333	70476	346
68423	47	70160	328	70477	245
68461	113	70161	328	70478	245
68462	79	70162	337	70479	245
68463	79	70163	337	70480	245
68488	63	70164	337	70492	246
68489	63	70165	337	70493	247
68490	143	70226	332	70496	246
68491	143	70227	332	70498	245
68492	143	70245	331	70499	245
68493	143	70246	331	70508	305
68494	143	70260	329	70525	328
68495	143	70261	330	70546	304
68496	157	70262	295	70547	304
68497	163	70263	295	70564	304
68498	157	70264	299	70566N	302
68499	163	70265	336	70567N	302
68500	76	70266	336	70573	309
68501	76	70267	299	70575	314
68502	76	70268	299	70576	272
68503	76	70269	300	70579	295
68504	154	70270	300	70581	330
68505	154	70271	339	70582	302
68506	154	70302	343	70583	302
68507	154	70303	343	70586	345
68530	77	70304	343	70587	345
68531	77	70305	343	70588	344
68532	155	70306	343	70589	344
68533	104	70307	343	70591	345
68535	104	70395	336	70592N	344
68544	156	70396	336	70593N	344
68545	80	70397	336	70634	299
68546	80	70398	336	70635	307
68547	80	70399	336	70637	300
68548	105	70402	338	70638	339
68549	105	70403	338	70644	297
68561	122	70404	300	70645	297
68562	123	70405	297	70646	297
68563	123	70406	297	70647	297
68564	122	70407	329	70648	302
68569	121	70408	304	70649	330
70025	327	70409	304	70655	305
70026	327	70445	341	70656	305
70035	324	70446	336	70657	305
70036	324	70447	347	70658	305
70037	324	70448	347	70659	305
70038	324	70449	345	70660	340
70134	342	70450	338	70661	340
70135	342	70451	338	70662	340
70140	329	70453	341	70663	308

Ref	Pag.	Ref	Pag.	Ref	Pag.
70664	308	70828	299	71159	315
70665	308	70829	307	71194	301
70666	308	70830	302	71195	301
70667	308	70831	302	71196	301
70668	308	70832	302	71198	270
70682	308	70833	338	71199	270
70683	308	70834	338	71205	294
70686	300	70887	309	71206	268
70687	300	70888	297	71207	268
70689	306	70899	297	71208	268
70690	314	70900	338	71209	277
70696	310	70992	292	71212	294
70697	310	70993	315	71213	269
70714	309	70996	292	71214	269
70715	306	70997	292	71215	294
70719	314	70998	292	71216	261
70720	309	70999	292	71217	261
70722	314	71000	311	71222	285
70726	340	71001	311	71223	285
70728	340	71002	311	71224	251
70729	340	71003	311	71225	251
70749	302	71004	311	71272	293
70753	270	71010B	311	71273	293
70754	270	71011 N	311	71274	306
70755	270	71046	298	71276	296
70756	270	71047	298	71277	296
70760	287	71048	298	71278	302
70761	267	71049	298	71285	284
70766	286	71050	298	71286	252
70767	259	71051	298	71287	252
70768	259	71052	298	71295	287
70771	266	71053	298	71296	287
70772	266	71062	298	71297	287
70773	307	71063	298	71299	258
70774	274	71064	298	71300	258
70775	247	71065	298	71301	258
70776	247	71095	329	71303	307
70777	247	71106	321	71352	273
70778	247	71107	290	71353	303
70780	289	71108	321	71362L	295
70781	289	71110	290	71363	303
70782	272	71111	321	71366	303
70783	272	71112	321	71367	303
70784	247	71113	321	71372	314
70785	275	71114	321	71374	314
70799	314	71116	281	71382	328
70802	299	71117	281	71383	328
70806	315	71118	281	71388	303
70808	300	71128	290	71389	328
70811	299	71129	290	71390	328
70812	299	71138	321	71424	310
70813	299	71139	321	71480	337
70819	308	71140	290	71481	337
70821	315	71141	290	71482	337
70823	308	71142	321	71483	346
70824	304	71143	321	71489N	346
70825	304	71152	291	71490	337
70826	304	71153	291	71491	337
70827	307	71158	315	71495	346

Ref	Pag.	Ref	Pag.	Ref	Pag.
71496N	342	73695	291	75003	264
71497N	342	73696	320	75500	300
71498N	342	74139	284	75501	300
71499N	342	74141	250	75502	300
71516	294	74142	250	75503	300
71517	294	74261	290	75518	293
71519	296	74357	267	75519	271
71528	327	74358	276	75520	271
71536	306	74400	301	75521	266
71537	306	74401	294	75522	260
71538	306	74407	301	75523	260
71539	306	74408	301	75524	280
71546	326	74409	293	75529	286
71547	326	74411	273	75530	254
71548	326	74419	303	75531	254
71549	326	74422	243	75532	276
71556	244	74423	243	75533	286
71562	244	74424	243	75536	286
71563	244	74427+74428	319	75537	255
71564	244	74427+74429	319	75538	255
71566	242	74427+74430	319	75540	295
71567	242	74427+74437	319	75541	253
71568	318	74432+74428	288	75600	260
71606	291	74432+74429	288	75601	260
71607	310	74432+74430	288	75602	280
71608	310	74432+74437	288	75603	259
71614	291	74433+74428	263	75604	259
72000	311	74433+74429	263	75605	261
72001	311	74433+74430	263	75606	261
72002	311	74433+74437	262	75607	280
72010	311	74434+74428	263	75800	549
72011	311	74434+74429	263	75801	549
72020	310	74434+74430	263	98101050	549
72082	293	74434+74437	262		
72083	293	74435+74428	278		
72092	337	74435+74429	278		
72093	337	74435+74430	279		
72094	337	74436+74428	278		
72095	337	74436+74429	279		
72269	296	74436+74430	279		
72272	293	74440	289		
72280	309	74441	256		
72281	309	74442	256		
72298	273	74444	276		
72310	266	74444E	276		
72311	272	74446	257		
72330	304	74448	257		
72350	286	74450	293		
72351	267	74451	271		
73100	333	74452	271		
73111	333	74453	287		
73115	549	74454	247		
73150	333	74996	319		
73196	265	74997	264		
73260	287	74998	289		
73261	267	74999	264		
73440	265	75000	289		
73450	265	75001	264		
73460	265	75002	319		

ALL OUR MODELS

A

ACADEMY	58	148
ADAY	297	
AGRA	270	
AIM	227	
AINA	105	
AKANE	45	
ALO	441	381
ALOHA	433	
ALP	271	293
AMBO	175	
AMI	200	
ÁNCORA	294	
ANDROS	367	
ANOUK	237	
AOBA	373	
ARGÓN	225	
ARGOT	310	
ARGUS	247	
ARISTO	265	
ART	114	164
ARTIS	63	143
ASKOT	310	
AUREA	162	
AXEL	293	

B

BACO	308	
BAHAMAS	389	
BALDA	245	
BALDER	330	
BANKER	47	
BAOBAB	237	
BEL	158	
BERET	280	260
BERNI	73	152
BIC	200	
BLACK	78	
BLIND	299	
BLISS	47	
BLOCK	250	284

BLOME	148	
BLUB'S	319	263 279 288
BOARD	169	
BOC	161	
BOKEN	158	
BOL	226	
BONGO	123	
BONN	310	
BOO	246	
BORDA	292	
BOW	229	
BRACKET	293	
BRONX	301	
BROW	304	
BRUC	299	
BRUME	177	201
BU-OHI!	269	277 294

C

CABO	292	
CANON	302	
CAT	244	
CEBU	515	
CELA	309	
CELIA	169	
CENTURY	363	
CERES	310	
CHANDRA	273	
CHARLOTTE	123	
CHERAS	172	
CHICAGO	519	
CIES	369	
CLAIRE	116	
CLARA	114	
CLAUSS	295	
CLEAR	227	
CLOE	202	
COBO	300	
COCOS	385	
COCOTTE	107	191
COLIN	TECH 592	
COMPACT	229	
CONIK	111	171
CORSO	427	
COSMOS	118	
COTTON	144	

CRÁTER	113	
CRIPTA	311	
CROSBY	341	
CROSS	267	276
CUBA	453	
CUP	208	215
CURTIS	341	
CYLINDER	TECH 568	

D

DADO	291	
DAKRON	314	
DAKYU	314	
DALLAS	170	
DANG	336	
DANKA	118	
DANUBIO	183	
DAS	271	293
DATNA	256	276 289
DERBY	311	
DESLIZ	149	
DISC	403	
DIULA	175	
DOKA	178	
DOLME	106	190
DRAGMA	295	
DRAK	304	

E

EACO	172	
EASY	513	
EBBA	226	
ECO INDUS	499	
EDEL	346	
EDGE	185	
ELE	303	
ELSA	173	
ERES	165	
ESCA	337	
ESSENTIAL	81	105 156
ESTAY	311	
ESTORIL	290	321
ETER	109	
ETERFAN	485	
ETERNA	64	140
ETNA	109	

F

FACTORY	533
FADA	119
FALCON	230
FARETTO	407
FAUNA	119
FEDON	309
FEROE	507
FILTER	338
FLASH	110 162
FLOW	326
FOC	333
FOGO	481
FOKUS	TECH 564
FORO	202
FOX	227
FRAME	141
FRED	308
FRESH	228
FROL	342
FRUM	341
FUGA	TECH 554
FUSTA	103 153
FUTURE	294

G

GALA	179
GALÁPAGO	521
GALO	336
GARTEN	333
GAS	225
GEISER	343
GINA	273 303
GINGKO	230
GIZA	259 286
GOZ	314
GRANT	305
GRAVA	347
GRETA	236
GRID	463
GRON	342
GROP	260 280
GROW	268 294
GRU	237
GRUND	340

GUIZA 302

H

HALF	306
HALITA	114
HALO	78
HAN	131
HANDY	155
HANNA	154
HANOI	147
HARU	195
HAT	47
HELGA	119
HELMET	315
HENLEIN	175
HIKARI	306
HOMS	165
HONEY	291 320
HOOK	36
HORUS	339
HOSHI	34 44
HOTEL	75 103 150
HUDSON	168
HUE	242 318
HUE-IN	91
HYDE	222

H

IBIZA	469
ICARIA	419
ICE	401
INDO	185
INDUS	447
INVITING	40 138
IRIS	199
ITACA	461
ITO	237
IZARO	395

J

JANET	196
JARRET	245
JELLYFISH	35 52
JULIET	158
JUSTFAN	365 487 527

K

KALA	302
KALE	159
KAMEN	171
KANE	340
KAO	202
KAULA	297
KEENAN	304
KEIKI	539
KERA	164
KERALA	247 287
KLAMP	273 293 301
KLIMT	174
KOI	226
KOMODO	397
KUBICK	306

L

LACE	299
LACRE	299
LAGO	179
LAKKI	473
LAMA	443
LAMPANOT	246
LANG	116
LANTAU	377 359 459
LAO	54 210 214
LAOS	178
LASS	181
LE PETIT	161
LE VITA	48 84 127
LEAD	158
LED MINI	226
LED-I8	342
LEDSTRIP	636
LENA	159 236
LESER	158
LEYTE	391
LIANA	121
LINDA	70 102 167
LINE	184
LING	299
LINK	55 193 210 215
LIO	346
LIRIA	175

LISBOA	509
LISE	119 170
LISO	337
LIST	169
LIZ	114
LOA	168
LOG	299
LOGAR	261
LOGOS	203
LOKE	159
LOMBOK	429
LOOP	50 95 135
LOTUS	251 285
LOU	116
LOUD	247
LUAN	232
LUCE	122
LULA	46
LUMIERE	175
LUNA	173
LUPE	69 146
LUR	307
LUZON	455

M

MAGMA	113
MAGRITTE	174
MALI	122
MALLORCA	467
MALVINAS	445
MANHATTAN	357
MANILA	423
MARE	307
MARGOT	122
MARINA	121 168
MARLIN	114 169
MAUREN	315
MEDITERRÁNEO	523
MEIER	236
MENO	371
MIA	122
MILA	266
MINE	45 98
MINI CARTER	338
MINI ETERFAN	483
MINI ICARIA	503

MINI INDUS	535
MINI LANTAU	511
MINI MALLORCA	529
MINI RACING	338
MINI TUBE	489
MINI UFO	517
MINICOLIN	TECH 596
MINICYLINDER	TECH 570
MINIOPTIC	TECH 587
MINISIGMA	TECH 562
MINISIGN	TECH 620
MISTU	263 278 288 319
MITIC	77 156
MIX	46 112 157
MOIST	229
MOL	309
MOLOKAI	493
MOMA	76 154
MOOD	133
MOON	262 288 319
MOREA	439
MOU	117
MÓVIL	226
MOY	126
MUFFIN	263 278 288 319
MUGA	259
MUST	305
MUTE	92

N

NAHIR	292
NAIROBI	302
NALA	266 307
NAN	119 170 195 217
NANDA	261
NANOCOLIN	TECH 594
NANOCYLINDER	TECH 569
NANOFOKUS	TECH 565
NANOSIGMA	TECH 561
NASE	336
NASH	171
NASSAU	495
NAT	339
NATRON	309
NATSU	195
NÁUTICA	281 290 321

NAYA	270
NEGUS	310
NEÓN	225
NEU	224
NEWPORT	291
NIAS	465
NIDIA	47
NIDO	121
NIKO	42 136
NILO	184
NINE	293
NINETTE	117
NISOS	375
NIT	157
NOBORU	272
NORAY	292
NORD	224
NOVA	431
NU	393 451
NUDOS	121 169
NUSA	226

O

OBOE	531
OLAF	173
OLAN	300
OLOT	314
ONZE	267 287
OPTIC	TECH 586
ORA	119 170
ORE	TECH 628
ORLEANS	192 207 214
OSLO	173
OTTO	236
OVAL	296
ÓVALO	311
OVNI	425
OVO	165

P

PALAO	525
PALK	417
PAM	118
PANAY	477
PAPUA	79
PATH	305

PAULINE	96
PEMBA	471
PEPPER	117 168
PERLA	176
PETRA	168
PHILL	97
PHUKET	479
PICCOLA	331
PILL	304
PISTÓN	300
PIXIE	158
PLANET	108
PLAS	233
PLAT	117
PLAZA	280
PLEC	120 167 289 320
PLIM	258 287
PLOT	217
PLUMA	111
POL	307
POLARIS	399
POLEA	449
POTE	196
PROA	301
PROSA	104
PURE	132

Q

QUART	295
-------	------------

R

RADÓN	224
RAM	217
RAS	168
REL	195
RELAX	180
REM	66 142
REMAKE	236
RETRO	56 112 166
RING	209 214
ROB	157 163
RODA	156 200
RONDO	311
ROOM	151
ROSE	115
ROY	267 286

S

SABA	80 105 156
SABANA	147
SAC	166
SAHARA	156
SALT	345
SAMI	159
SAURA	274
SEDNA	339
SERA	164
SERP	236
SETE	266
SETH	332
SEVEN	104 197
SHADOW	272
SHELBY	255 286
SIDE	108 189
SIGMA	560
SIGN	TECH 616
SIGNAL	233
SILK	196
SIOUX	457
SIRET	180
SIRIA	123
SLIM	88 130
SLOT	325
SMILE	163
SNOW	173
SOBEK	330
SOGO	198
SOLEIL	275
SOLID	TECH 582
SON	232
SOREN	291
SOUN	338
SPARK	337
SPY-1	272
SPY-2	272
SQUAD	195
STAN	211 216
STAND-UP	60
STEPS	300
STICKER	253 295
STONE	206
STOOD	51 94 134

STORE	338
STRIPE	337
STUDIO	139
SUAU	160
SUMA	302
SUN	308
SUNSET	300
SURAT	266
SURIA	344
SVEN	194
SWEET	72 100 154
SWING	163
SYNCH	TECH 578

T

TABARCA	411
TACANA	298
TACOS	298
TAIMA	303
TAKE AWAY	32
TAKUA	296
TAMASHI	307
TAMI	314
TANE	296
TANGO	68 100 153
TARO	345
TARRACO	267 287
TASA	315
TAU	257
TECNO	346
TECTO	194
TED	232
TEJO	309
TEKO	TECH 608
TEN	44 164
TENDER	188
TERA	173
TERMA	180
THANA	77 104 155
TILOS	361
TIMON	292
TIMOR	413
TINIA	303
TOC	247 289
TOD	232
TOLA	203

TOLUCA	298
TOM	308
TONE	306
TONI	327
TONIC	387
TONO	333
TONSAY	415
TORE	302
TRAM	254 276 254 286
TRANSFER	123
TREE	71 102
TROOP	220
TUBE	491
TWIST	252 284
TYPHOON	435

U

UVE	336
-----	------------

V

VANU	421
VEDRA	537
VENETO	505
VERNO	265
VERSUS	243
VESPER	62 101 152
VIA	TECH 624 626
VIEW	296
VOLGA	182
VOLTA	74 151
VUK	202
VULCANO	383

W

WALLY	290
WEST	297
WET	228
WHIZZ	57 86 128
WILMA	264 289 319
WINCH	121 167 409
WINCHE	437
WIND	405

Y

YAKARTA	497
YEN	314

YES	224
YUTAI	202

Z

ZON	202
-----	------------