

indeluZ^{lighting}

technical
indoor ∞

2^a
edición

GRUPO
NOVOLUX
LIGHTING



GRUPO
NOVOLUX
LIGHTING

Este catálogo no constituye oferta en firme de los productos, para más información diríjense a:
This catalogue does not constitute a definite offer for sale of any of the products. For further information please contact:
Ce catalogue ne fournit pas une offre définitive des produits, pour plus d'informations adressez-vous à:
O presente catálogo não constitui uma oferta firme dos produtos, para mais informações contacte:

GRUPO GESTIÓN INTEGRAL NOVOLUX INTERNACIONAL, SL.
C/ Ramón Berenguer, 8 (Polígono Industrial Can Vinyals)
08130 Sta. Perpetua de la Mogoda - BARCELONA - España
ESPAÑA - PORTUGAL: Tel +34 93 274 52 52
FRANCE: 0800 918 906
REST OF THE WORLD: Tel +34 93 516 20 05
Fax +34 93 346 37 51 / 93 311 45 46 - info@gruponovolux.com
www.gruponovolux.com



indeluž^{lighting}

2017

by

GRUPO
NOVOLUX
LIGHTING

 **Indeluz**

1974

THE WAY OF LIGHT

Después de 35 años de viaje,
nuestro compromiso y pasión
sigue siendo el mismo,
reflejar y dar forma
al camino de la luz.

After 35 years of journey,
our commitment and passion
remains the same,
to reflect and give shape
to the way of light.

Après 35 ans de voyage,
notre engagement et passion
sont toujours les mêmes,
réfléter et façonner
le chemin de la lumière.

TEAMING LOCALLY, LIGHTING WORLDWIDE

Desde 1981 diseñando, desarrollando y suministrando iluminación contemporánea de calidad.

Conjuntamente con una sólida red de socios locales, hemos expandido en los últimos años nuestra presencia a todo el mundo, exportando actualmente a más de 50 países.

Since 1981 designing, developing and supplying quality and contemporary lighting fittings.

Together with a strong network of local partners, we are proud to have expanded our presence worldwide over the last years currently exporting to over 50 countries.

Depuis 1981 nous concevons, développons et fournissons des luminaires contemporains et de qualité.

À l'aide d'un solide réseau de partenaires locaux, nous sommes fiers d'avoir étendu notre présence dans le monde entier au cours des dernières années, notamment exportant actuellement vers plus de 50 pays.

*La historia de la arquitectura
es la historia de la lucha por la luz.*

*The history of architecture
is the history of the struggle for light.*

*L'histoire de l'architecture
est l'histoire de la lutte pour la lumière.*

Louis Kahn

ONE-STOP GLOBAL SUPPLIER

Con una amplia y completa gama de más de 4000 luminarias, ofrecemos un amplio espectro de aplicaciones y soluciones de iluminación para proyectos, desde contract y hospitality hasta comercial y residencial.

With an extensive and complete range of over 4000 fixtures, we offer a wide spectrum of lighting applications and solutions for projects, from contract and hospitality to retail and residential.

Avec une gamme vaste et complète de plus de 4000 références, nous disposons d'un large éventail d'applications et de solutions d'éclairage pour les projets contract et hôtellerie, ainsi que commercial et résidentiels.



BEYOND LIGHTING

Una filosofía de servicio al cliente basada en el logro de la excelencia podría no ser suficiente en ocasiones, por lo que independientemente de sus necesidades de iluminación, cuente con que no escatimaremos ningún esfuerzo en resolverlas.

A customer service philosophy based on achieving excellence might not be enough sometimes, so whatever your lighting needs are, expect from us to go always the extra mile.

Une philosophie de service clientèle basée sur l'excellence, parfois peut ne pas suffire, c'est pourquoi quels que soient vos besoins en éclairage, sachez qu'on ne ménagera pas des efforts pour les résoudre.



001

Empotrables / Recessed / Encastrés 

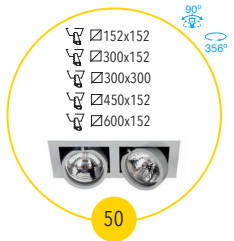
NOK



AURIGA



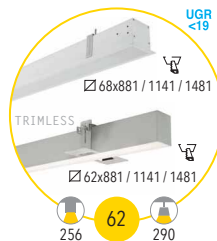
ΔΤΟΛΩΝ



SIGMA



PENIX



BETNA




ZIGOR



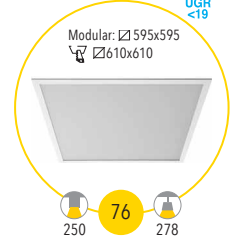
BRAIS




MAB



SPLAT



KALE



CALYPSO



PANDORA



LEN



ARUBAS



JANO



PEGASO



PALMA



CARPO



104

LEDA



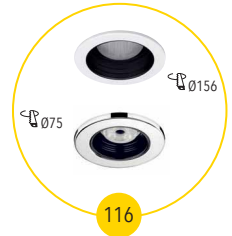
108

JANUS



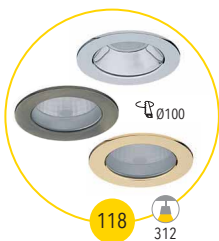
112

ECLIPSE



116

SILVER



118

312

NIX



120

INCL



128

KOS



130

KORE



134

SINOPE



136

HELENE



138

LUNA



140

IBIZA



148

262

IO



150

224

IOTA



152

PYXIS



154

LIGUR



156

WINDOW 2



158

KARI



160

DUBE



HIDRA



ENIGMA



LIRA



TRADE



HAITI



PROTEUS



INDUS



FLORIDA



DROP



TITAN



SNAP



IO



MIRANDA



NESSO



BIANCA



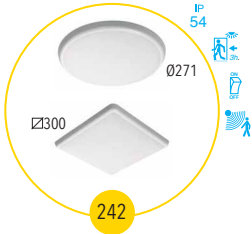
BELMEZ



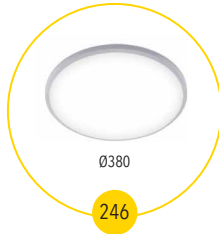
TRACK




VALGUS




CARME



MAB



SPLAT



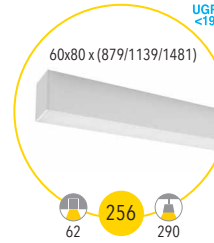
BILOG



PREO



RENIX



BUIS




IBIZA



JAVA



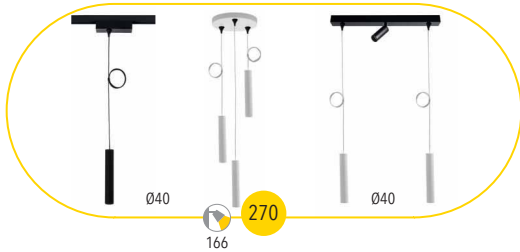
TAU



004

Suspensión / Pendant / Suspension 

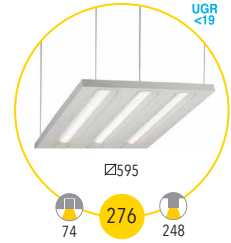
DUBC



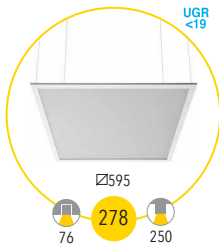
HIDRA



MAB



SPLAT



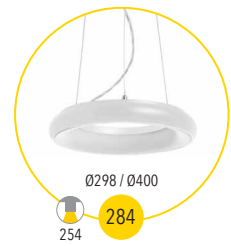
BILOG



GHO



FRED



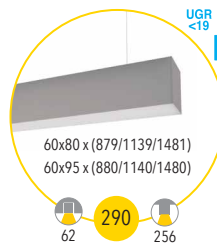
NAC



SIGMA



PENIX



TITAN



GANG




PRISMA




DROP



SILVER



ΔDNA



005

Accesorios / Accessories / Accessoires

LED STRIP



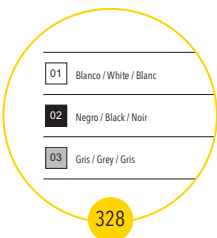
SKOLL



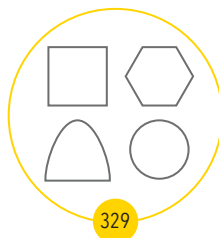
006

Información / Information / Information

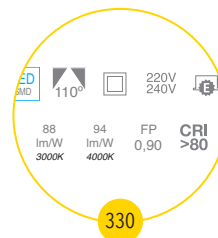
ACABADOS FINISHES FINITIONS



MATERIALES MATERIALS MATERIAUX



PICTOGRFIA SYMBOLOLOGY SYMBOLOLOGIE



ÍNDICE DE REFERENCIAS REFERENCE INDEX INDEX RÉFÉRENCE



A	
ADNA	314
ARUBAS	96
ATOLON	50
AURIGA	46

B	
BELMEZ	232
BETNA	68
BIANCA	230
BILOG	252,280
BRAIS	72
BUIS	260

C	
CALYPSO	86
CARME	246
CARPO	104

D	
DROP	208,304
DUBE	166,270

E	
ECLIPSE	116
ENIGMA	176

F	
FENIX	62,256,290
FLORIDA	202
FRED	254,284

G	
GANG	300
GHO	282

H	
HAITI	184
HELENE	138
HIDRA	170,274

I	
IBIZA	148,262
INDUS	200
INEL	128
IO	150,224
IOTA	152

J	
JANO	98
JANUS	112
JAVA	264

K	
KALE	78

KARI	160
KORE	134
KOS	130

L	
LED STRIP IN	318
LED STRIP OUT	319
LEDA	108
LEN	92
LIGUR	156
LIRA	178
LUNA	140

M	
MAB	74,248,276
MIRANDA	226

N	
NAE	286
NESSO	228
NIX	120
NOK	18

P	
PALMA	102
PANDORA	88
PEGASO	100
PRISMA	302

PROTEUS	194
PYXIS	154

S	
SIGMA	58,288
SILVER	118,312
SINOPE	136
SKOLL	320
SNAP	222
SPLAT	76,250,278

T	
TAU	266
TITAN	218,296
TRACK	234
TRADE	182

V	
VALGUS	242

W	
WINDOW2	158

Z	
ZIGOR	70

Ejemplo de página / Page example / Exemple de page

1 SIGMA


2 Suspensión / Pendant / Suspension

3 809

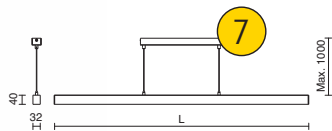
ALU + PC
ALU
ABS METZ

4

5 Standard colours 01 03



6



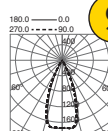
7

8

Ref.	L	W	lm	K	Dim.
809A-L3144B-			4010lm	3000K	NO
-L3344B-			4670lm	4000K	
-L31RDB-	1117mm	44W	4010lm	3000K	DALI
-L33RDB-			4670lm	4000K	

LED SMD
48°
220V 240V
50/60Hz
IP 20
91 lm/W 3000K
106 lm/W 4000K
FP >0,95
CRI >80
UGR <19

9



809A-L3144B			809A-L3344B		
h (m)	d (m)	E (lux)	h (m)	d (m)	E (lux)
1,00	0,89	7021	1,00	0,89	8176
2,00	1,78	1755	2,00	1,78	2044
3,00	2,67	780	3,00	2,67	908
4,00	3,56	439	4,00	3,56	511
5,00	4,45	281	5,00	4,45	327

10


809B-L3157B			809B-L3357B		
h (m)	d (m)	E (lux)	h (m)	d (m)	E (lux)
1,00	0,89	9096	1,00	0,89	10592
2,00	1,78	2274	2,00	1,78	2648
3,00	2,67	1011	3,00	2,67	1177
4,00	3,56	569	4,00	3,56	662
5,00	4,45	364	5,00	4,45	424

LED SMD
48°
220V 240V
50/60Hz
IP 20
91 lm/W 3000K
106 lm/W 4000K
FP >0,95
CRI >80
UGR <19

Accesorios / Accessories / Accessoires

11


Chapas de unión entre módulos
Interlocking plates
Plaques d'union



Ref.
A58A-808-41

12

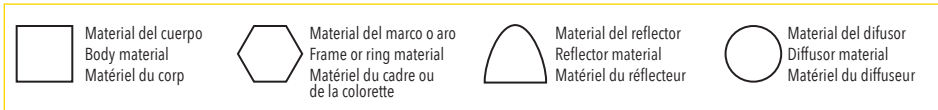
Empotrables
Recessed
Encastrés



p. EEE

13 01 Blanco / White / Blanc 03 Gris / Grey / Gris

- 1 Nombre de familia / Family name / Nom de famille
- 2 Aplicación general de la luminaria / General application of luminaire / Application du luminaire
- 3 Código de familia / Family reference / Référence de la famille
- 4 Pictografía de materiales (info pag. 329) / Materials symbology (info page 329) / Pictographie des matériaux (info pag. 329)




- 5 Acabados de la luminaria / Luminaire finishes / Finitions du luminaire
- 6 Imagen de la familia / Family image / Image de la famille
- 7 Dimensiones del producto en milímetros / Dimensions of the product in milimetres / Dimensions du produit en milimètres
- 8 Referencias y datos técnicos / Reference and technical details / Références et données techniques

Ref.	L	W	lm	K	Dim.
-L3144B-			4010lm	3000K	NO
-L3344B- -01	1117mm	44W	4670lm	4000K	
-L31RDB- -03			4010lm	3000K	DALI
-L33RDB-			4670lm	4000K	

Exmpl. → 809A - L3144B - 03

809A	- L3144B	- 03
Familia y modelo Family and model Famille et modèle	Parte técnica Technical part Partie technique	Acabado Finishes Finition

- 9 Curva fotométrica y cono de luz / Photometric diagram and light cone / Données photométriques de lumière
- 10 Iconografía técnica (info pag. 330)
Los datos con características técnicas destacadas se representan en azul (ej. [UGR₋₁₉](#)).
Technical iconography (info page 330)
Data with key technical features are represented in blue (eg. [UGR₋₁₉](#)).
Iconographie technique (info. pag. 330)
Les données des caractéristiques techniques à remarquer sont représentées en bleu (ex. [UGR₋₁₉](#))
- 11 Accesorios / Accessories / Accessoires
- 12 Otras aplicaciones que completan la familia
Other applications that complet the family
Autres applications qui complètent la famille
- 13 Descripción de los acabados (info. pag. 328)
Description of finishes (info.. page 328)
Description des finitions (info. pag. 328)



0

1

Empotrables / Recessed / Encastrés



NOVEL

La más completa familia de luminarias LED que responde a cualquier necesidad que se pueda pedir a una luminaria empotrable de tamaño reducido: Circular o Cuadrada; Fija, Orientable o Rotacional; de haz Simétrico o Asimétrico; con Marco, Mini-Marco o Trimless. Ofrece dos temperaturas de color, dos potencias, tres tipos de regulación...

The most comprehensive range of LED light fittings for covering any need that may require a small-sized recessed fixture: Round or Square; Fixed, Tiltable or Rotational; Symmetrical or Asymmetrical beam; with Trim, Mini-Trim or Trimless. Available with two color temperatures, two wattages, three types of dimming...

La plus complète des familles de luminaires LED qui répond à tout ce que l'on peut réclamer à un luminaire encastrable de petite dimension: Rond ou carré, fixe, orientable ou rotatif; à faisceau symétrique ou asymétrique, avec cadre, mini cadre ou trimless. Offre deux températures de couleur, deux puissances, trois types de réglage...

NOK

ORIENTABLE / ASYMMETRIC

ALU + PC IP 20

LED
COB

7W / 675lm - 720lm / 3000K - 4000K
12,8W / 1430lm - 1460lm / 3000K - 4000K

NOK1
ORIENTABLE



Ø72

NOK2
ASYMMETRIC



Ø72

NOK3
ASYMMETRIC



Ø75x75

NOK4
ASYMMETRIC



Ø90

NOK5
ROTATIONAL ASYMMETRIC



Ø90

TRIMLESS / ORIENTABLE / ASYMMETRIC

NOK1T
TRIMLESS ORIENTABLE



Ø82

NOK2T
TRIMLESS ASYMMETRIC



Ø82

NOK3T
TRIMLESS ASYMMETRIC



Ø192x83

NOK

FIXED / SYMMETRIC

ALU + PC IP 20

LED
COB

7W / 675lm - 720lm / 3000K - 4000K
12,8W / 1430lm - 1460lm / 3000K - 4000K

NOK1
FIXED



Ø72

NOK2
SYMMETRIC



Ø75

NOK3
SYMMETRIC



Ø75x75

NOK4
SYMMETRIC



Ø90

TRIMLESS / FIXED / SYMMETRIC

NOK1T
TRIMLESS - FIXED



Ø82

NOK2T
TRIMLESS - SYMMETRIC



Ø82

NOK3T
TRIMLESS - SYMMETRIC

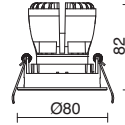


Ø92x83

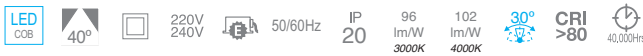
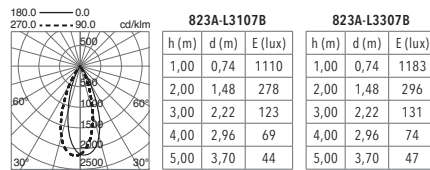


Standard colours **01** **02**

ORIENTABLE (7W)



Ref.		W	lm	K	Dim.
823	A- -L3107B-	7W	675lm	3000K	NO
	B- _____-01				
	C- -L3307B-				
	D- _____-02				
823	B- -L3107B-	7W	675lm	3000K	NO
	C- _____-01				
	D- -L3307B-				
	D- _____-02				

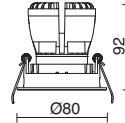


	823A- WHITE	823B- SILVER	823C- GOLD	823D- BLACK
01				
02	-			

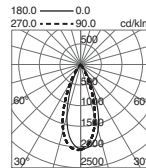
01 Blanco / White / Blanc **02** Negro / Black / Noir



ORIENTABLE (12,8W)



Ref.		W	lm	K	Dim.
823	A- -L3113B-	12,8W	1430lm	3000K	NO*
	B- _____-01				
	C- -L3313B-				
	D- _____-02				
823	A- -L31R1B-	12,8W	1430lm	3000K	1-10V PUSH
	B- _____-01				
	C- -L33R1B-				
	D- _____-02				
823	A- -L31RDB-	12,8W	1430lm	3000K	DALI
	B- _____-01				
	C- -L33RDB-				
	D- _____-02				
823	B- -L3113B-	12,8W	1430lm	3000K	NO*
	C- _____-02				
	D- -L3313B-				
	_____ -01				
823	B- -L31R1B-	12,8W	1430lm	3000K	1-10V PUSH
	C- _____-02				
	D- -L33R1B-				
	_____ -01				
823	B- -L31RDB-	12,8W	1430lm	3000K	DALI
	C- _____-02				
	D- -L33RDB-				
	_____ -01				



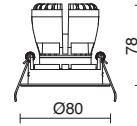
823A-L3113B			823A-L3313B		
h (m)	d (m)	E (lux)	h (m)	d (m)	E (lux)
1,00	0,64	3065	1,00	0,64	3126
2,00	1,28	766	2,00	1,28	782
3,00	1,92	341	3,00	1,92	347
4,00	2,56	192	4,00	2,56	195
5,00	3,20	123	5,00	3,20	125



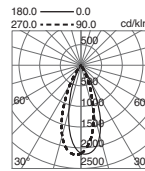


Standard colours **01** **02**

FIXED 7W



Ref.	W	lm	K	Dim.
823	E- -L3107B-	7W	675lm	3000K
	F- -L3107B-			
	G- -L3307B-			
	H- -L3307B-			
823	F- -L3107B-	7W	675lm	3000K
	G- -L3307B-			
	H- -L3307B-			
	H- -L3307B-			



823E-L3107B

823E-L3307B

h (m)	d (m)	E (lux)
1,00	0,74	1110
2,00	1,48	278
3,00	2,22	123
4,00	2,96	69
5,00	3,70	44

h (m)	d (m)	E (lux)
1,00	0,74	1183
2,00	1,48	296
3,00	2,22	131
4,00	2,96	74
5,00	3,70	47



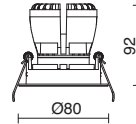
	823E- WHITE	823F- SILVER	823G- GOLD	823H- BLACK
01				
02	-			

01 Blanco / White / Blanc **02** Negro / Black / Noir

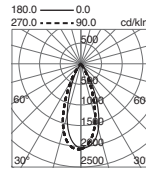


Standard colours 01 02

FIXED 12,8W



Ref.		W	lm	K	Dim.
823	E- -L3113B-	12,8W	1430lm	3000K	NO*
	F- _____-01				
	G- -L3313B-				
	H- _____				
823	E- -L31R1B-	12,8W	1430lm	3000K	1-10V PUSH
	F- _____-01				
	G- -L33R1B-				
	H- _____				
823	E- -L31RDB-	12,8W	1430lm	3000K	DALI
	F- _____-01				
	G- -L33RDB-				
	H- _____				
823	F- -L3113B-	12,8W	1430lm	3000K	NO*
	G- _____-02				
	H- -L3313B-				
823	F- -L31R1B-	12,8W	1430lm	3000K	1-10V PUSH
	G- _____-02				
	H- -L33R1B-				
823	F- -L31RDB-	12,8W	1430lm	3000K	DALI
	G- _____-02				
	H- -L33RDB-				



823E-L3113B

h (m)	d (m)	E (lux)
1,00	0,64	3065
2,00	1,28	766
3,00	1,92	341
4,00	2,56	192
5,00	3,20	123

823E-L3313B

h (m)	d (m)	E (lux)
1,00	0,64	3126
2,00	1,28	782
3,00	1,92	347
4,00	2,56	195
5,00	3,20	125



01 Blanco / White / Blanc 02 Negro / Black / Noir

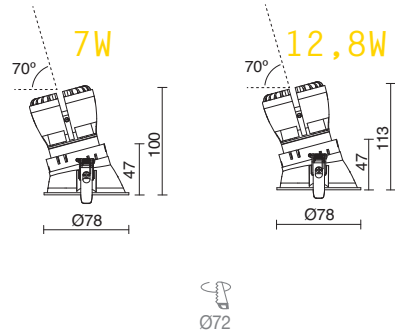




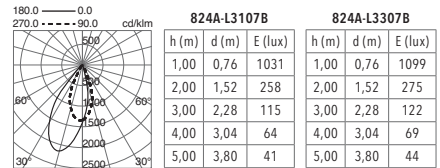
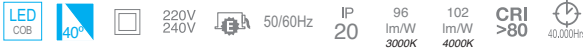


Standard colours **01**

ASYMMETRIC



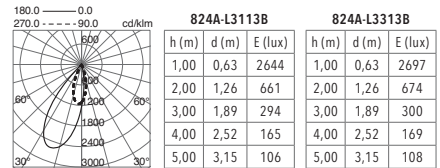
Ref.	W	lm	K	Dim.
824 A- -L3107B-	7W	675lm	3000K	NO
B- -L3107B-				
C- -L3307B-				
D- -L3307B-				



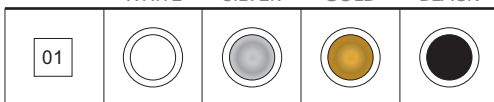
Ref.	W	lm	K	Dim.
824 A- -L3113B-	12,8W	1430lm	3000K	NO*
B- -L3113B-				
C- -L3313B-				
D- -L3313B-				

Ref.	W	lm	K	Dim.
824 A- -L31R1B-	12,8W	1430lm	3000K	1-10V PUSH
B- -L31R1B-				
C- -L33R1B-				
D- -L33R1B-				

Ref.	W	lm	K	Dim.
824 A- -L31RDB-	12,8W	1430lm	3000K	DALI
B- -L31RDB-				
C- -L33RDB-				
D- -L33RDB-				



824A- WHITE 824B- SILVER 824C- GOLD 824D- BLACK

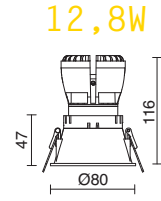
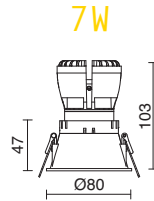


01 Blanco / White / Blanc

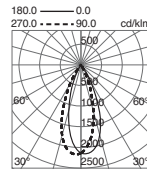
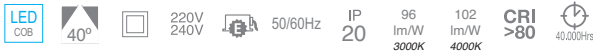


Standard colours 01

SYMMETRIC



Ref.	W	lm	K	Dim.
824 E- F- G- H-	-L3107B- -01	7W	675lm 4000K	NO



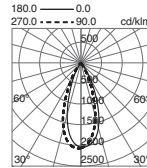
824E-L3107B		
h (m)	d (m)	E (lux)
1,00	0,81	1033
2,00	1,62	258
3,00	2,43	115
4,00	3,24	65
5,00	4,05	41

824E-L3307B		
h (m)	d (m)	E (lux)
1,00	0,81	1101
2,00	1,62	275
3,00	2,43	122
4,00	3,24	69
5,00	4,05	44

Ref.	W	lm	K	Dim.
824 E- F- G- H-	-L3113B- -01	12,8W	1430lm 4000K	NO*

824 E- F- G- H-	-L31R1B- -01	12,8W	1430lm 4000K	1-10V PUSH
--------------------------	-----------------	-------	-----------------	---------------

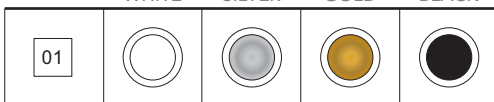
824 E- F- G- H-	-L31RDB- -01	12,8W	1430lm 4000K	DALI
--------------------------	-----------------	-------	-----------------	------



824E-L3113B		
h (m)	d (m)	E (lux)
1,00	0,69	2812
2,00	1,38	703
3,00	2,07	312
4,00	2,76	176
5,00	3,45	112

824E-L3313B		
h (m)	d (m)	E (lux)
1,00	0,69	2868
2,00	1,38	717
3,00	2,07	319
4,00	2,76	179
5,00	3,45	115

824E- WHITE 824F- SILVER 824G- GOLD 824H- BLACK

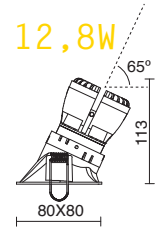
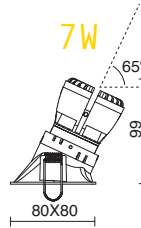


01 Blanco / White / Blanc

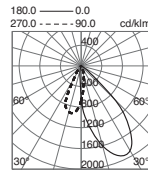
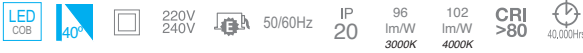


Standard colours 01

ASYMMETRIC



Ref.	W	lm	K	Dim.
826 A- -L3107B-	7W	675lm	3000K	NO
B- _____-01				
C- -L3307B-				
D- _____-01				
826 A- -L3307B-	720lm	4000K		
B- _____-01				
C- -L3307B-				
D- _____-01				



826A-L3107B

h (m)	d (m)	E (lux)
1,00	0,57	844
2,00	1,14	211
3,00	1,71	94
4,00	2,28	53
5,00	2,85	34

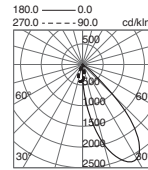
826A-L3307B

h (m)	d (m)	E (lux)
1,00	0,57	900
2,00	1,14	225
3,00	1,71	100
4,00	2,28	56
5,00	2,85	36

Ref.	W	lm	K	Dim.
826 A- -L3113B-	12,8W	1430lm	3000K	NO*
B- _____-01				
C- -L3313B-				
D- _____-01				
826 A- -L3313B-	1460lm	4000K		
B- _____-01				
C- -L3313B-				
D- _____-01				

Ref.	W	lm	K	Dim.
826 A- -L31R1B-	12,8W	1430lm	3000K	1-10V PUSH
B- _____-01				
C- -L33R1B-				
D- _____-01				
826 A- -L33R1B-	1460lm	4000K		
B- _____-01				
C- -L33R1B-				
D- _____-01				

Ref.	W	lm	K	Dim.
826 A- -L31RDB-	12,8W	1430lm	3000K	DALI
B- _____-01				
C- -L33RDB-				
D- _____-01				
826 A- -L33RDB-	1460lm	4000K		
B- _____-01				
C- -L33RDB-				
D- _____-01				



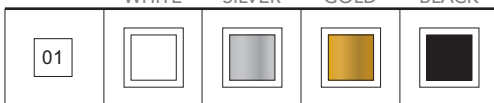
826A-L3113B

h (m)	d (m)	E (lux)
1,00	0,60	2252
2,00	1,20	563
3,00	1,80	250
4,00	2,40	141
5,00	3,00	90

826A-L3313B

h (m)	d (m)	E (lux)
1,00	0,60	2603
2,00	1,20	651
3,00	1,80	289
4,00	2,40	163
5,00	3,00	104

826A-WHITE 826B-SILVER 826C-GOLD 826D-BLACK



01 Blanco / White / Blanc

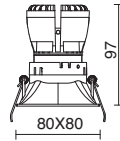


Standard colours 01

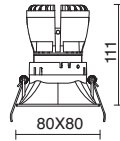
SYMMETRIC



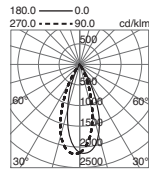
7W



12,8W



Ref.		W	lm	K	Dim.
826	E- -L3107B-	7W	675lm	3000K	NO
	F- -01				
	G- -L3307B-		720lm	4000K	
	H-				



826E-L3107B

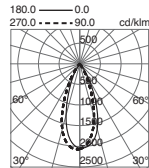
826E-L3307B

h (m)	d (m)	E (lux)	h (m)	d (m)	E (lux)
1,00	0,81	1080	1,00	0,81	1151
2,00	1,62	270	2,00	1,62	288
3,00	2,43	120	3,00	2,43	128
4,00	3,24	68	4,00	3,24	72
5,00	4,05	43	5,00	4,05	46

Ref.		W	lm	K	Dim.
826	E- -L3113B-	12,8W	1430lm	3000K	NO*
	F- -01				
	G- -L3313B-		1460lm	4000K	
	H-				

826	E- -L31R1B-	12,8W	1430lm	3000K	1-10V PUSH
	F- -01				
	G- -L33R1B-		1460lm	4000K	
	H-				

826	E- -L31RDB-	12,8W	1430lm	3000K	DALI
	F- -01				
	G- -L33RDB-		1460lm	4000K	
	H-				

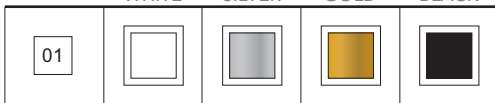


826E-L3113B

826E-L3313B

h (m)	d (m)	E (lux)	h (m)	d (m)	E (lux)
1,00	0,71	2889	1,00	0,71	2946
2,00	1,42	722	2,00	1,42	737
3,00	2,13	321	3,00	2,13	327
4,00	2,84	181	4,00	2,84	184
5,00	3,55	116	5,00	3,55	118

826E- WHITE 826F- SILVER 826G- GOLD 826H- BLACK

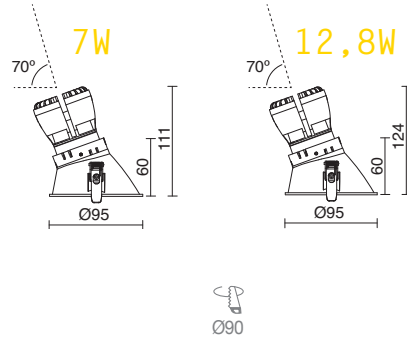


01 Blanco / White / Blanc

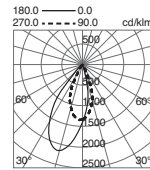
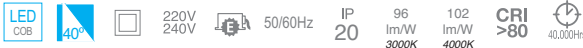


Standard colours 01

ASYMMETRIC



Ref.	W	lm	K	Dim.
827 A- -L3107B-	7W	675lm	3000K	NO
B- _____-01				
C- -L3307B-				
D- _____				
		720lm	4000K	



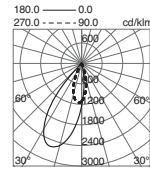
827A-L3107B		
h (m)	d (m)	E (lux)
1,00	0,76	1031
2,00	1,52	258
3,00	2,28	115
4,00	3,04	64
5,00	3,80	41

827A-L3307B		
h (m)	d (m)	E (lux)
1,00	0,76	1099
2,00	1,52	275
3,00	2,28	122
4,00	3,04	69
5,00	3,80	44

Ref.	W	lm	K	Dim.
827 A- -L3113B-	12,8W	1430lm	3000K	NO*
B- _____-01				
C- -L3313B-				
D- _____				
		1460lm	4000K	

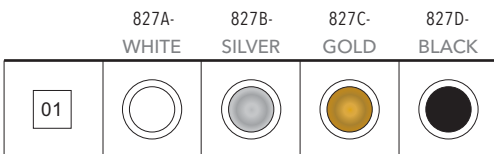
Ref.	W	lm	K	Dim.
827 A- -L31R1B-	12,8W	1430lm	3000K	1-10V
B- _____-01				
C- -L33R1B-				
D- _____				
		1460lm	4000K	PUSH

Ref.	W	lm	K	Dim.
827 A- -L31RDB-	12,8W	1430lm	3000K	DALI
B- _____-01				
C- -L33RDB-				
D- _____				
		1460lm	4000K	



827A-L3113B		
h (m)	d (m)	E (lux)
1,00	0,63	2644
2,00	1,26	661
3,00	1,89	294
4,00	2,52	165
5,00	3,15	106

827A-L3313B		
h (m)	d (m)	E (lux)
1,00	0,63	2697
2,00	1,26	674
3,00	1,89	300
4,00	2,52	169
5,00	3,15	108



01 Blanco / White / Blanc



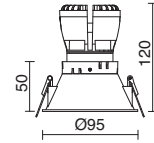
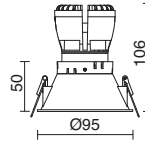
Standard colours **01**

SYMMETRIC

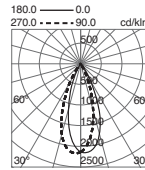
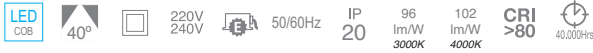


7W

12,8W



Ref.	W	lm	K	Dim.
827 E- -L3107B-	7W	675lm	3000K	NO
F- -01				
G- -L3307B-				
H-				



827E-L3107B

h (m)	d (m)	E (lux)
1,00	0,81	1033
2,00	1,62	258
3,00	2,43	115
4,00	3,24	65
5,00	4,05	41

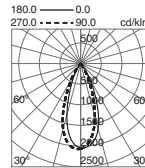
827E-L3307B

h (m)	d (m)	E (lux)
1,00	0,81	1101
2,00	1,62	275
3,00	2,43	122
4,00	3,24	69
5,00	4,05	44

Ref.	W	lm	K	Dim.
827 E- -L3113B-	12,8W	1430lm	3000K	NO*
F- -01				
G- -L3313B-				
H-				

Ref.	W	lm	K	Dim.
827 E- -L31R1B-	12,8W	1430lm	3000K	1-10V PUSH
F- -01				
G- -L33R1B-				
H-				

Ref.	W	lm	K	Dim.
827 E- -L31RDB-	12,8W	1430lm	3000K	DALI
F- -01				
G- -L33RDB-				
H-				

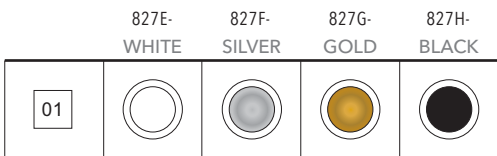


827E-L3113B

h (m)	d (m)	E (lux)
1,00	0,69	2812
2,00	1,38	703
3,00	2,07	312
4,00	2,76	176
5,00	3,45	112

827E-L3313B

h (m)	d (m)	E (lux)
1,00	0,69	2868
2,00	1,38	717
3,00	2,07	319
4,00	2,76	179
5,00	3,45	115

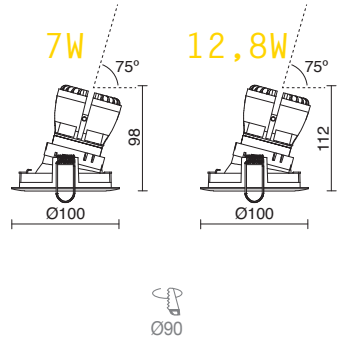


01 Blanco / White / Blanc

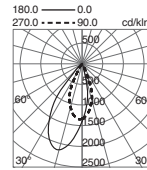


Standard colours **01**

ASYMMETRIC ROTATIONAL



Ref.	W	lm	K	Dim.
828 A- -L3107B-	7W	675lm	3000K	NO
B- -L3107B-01				
C- -L3307B-				
D- -L3307B-				
		720lm	4000K	



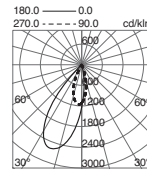
828A-L3107B		
h (m)	d (m)	E (lux)
1,00	0,76	1031
2,00	1,52	258
3,00	2,28	115
4,00	3,04	64
5,00	3,80	41

828A-L3307B		
h (m)	d (m)	E (lux)
1,00	0,76	1099
2,00	1,52	275
3,00	2,28	122
4,00	3,04	69
5,00	3,80	44

Ref.	W	lm	K	Dim.
828 A- -L3113B-	12,8W	1430lm	3000K	NO*
B- -L3313B-01				
C- -L3313B-				
D- -L3313B-				
		1460lm	4000K	

Ref.	W	lm	K	Dim.
828 A- -L31R1B-	12,8W	1430lm	3000K	1-10V PUSH
B- -L31R1B-01				
C- -L33R1B-				
D- -L33R1B-				
		1460lm	4000K	

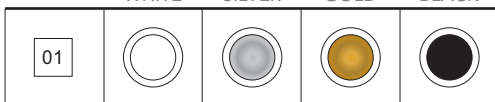
Ref.	W	lm	K	Dim.
828 A- -L31RDB-	12,8W	1430lm	3000K	DALI
B- -L31RDB-01				
C- -L33RDB-				
D- -L33RDB-				
		1460lm	4000K	



828A-L3113B		
h (m)	d (m)	E (lux)
1,00	0,63	2644
2,00	1,26	661
3,00	1,89	294
4,00	2,52	165
5,00	3,15	106

828A-L3313B		
h (m)	d (m)	E (lux)
1,00	0,63	2697
2,00	1,26	674
3,00	1,89	300
4,00	2,52	169
5,00	3,15	108

828A- WHITE 828B- SILVER 828C- GOLD 828D- BLACK



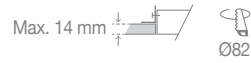
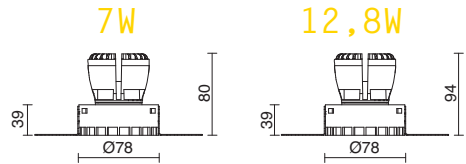
01 Blanco / White / Blanc



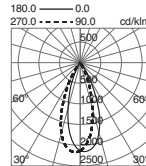
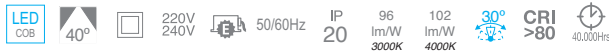


Standard colours 01

TRIMLESS ORIENTABLE



Ref.	W	lm	K	Dim.
829 A- -L3107B-	7W	675lm	3000K	NO
B- - - -01				
C- -L3307B-				
D- - - - -				

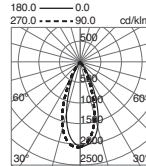


829A-L3107B			829A-L3307B		
h (m)	d (m)	E (lux)	h (m)	d (m)	E (lux)
1,00	0,74	1110	1,00	0,74	1183
2,00	1,48	278	2,00	1,48	296
3,00	2,22	123	3,00	2,22	131
4,00	2,96	69	4,00	2,96	74
5,00	3,70	44	5,00	3,70	47

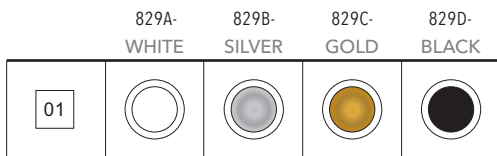
Ref.	W	lm	K	Dim.
829 A- -L3113B-	12,8W	1430lm	3000K	NO*
B- - - -01				
C- -L3313B-				
D- - - - -				

Ref.	W	lm	K	Dim.
829 A- -L31R1B-	12,8W	1430lm	3000K	1-10V PUSH
B- - - -01				
C- -L33R1B-				
D- - - - -				

Ref.	W	lm	K	Dim.
829 A- -L31RDB-	12,8W	1430lm	3000K	DALI
B- - - -01				
C- -L33RDB-				
D- - - - -				



829A-L3113B			829A-L3313B		
h (m)	d (m)	E (lux)	h (m)	d (m)	E (lux)
1,00	0,64	3065	1,00	0,64	3126
2,00	1,28	766	2,00	1,28	782
3,00	1,92	341	3,00	1,92	347
4,00	2,56	192	4,00	2,56	195
5,00	3,20	123	5,00	3,20	125



01 Blanco / White / Blanc



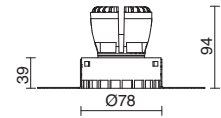
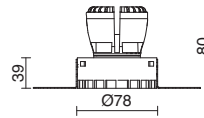
Standard colours 01

TRIMLESS FIXED



7W

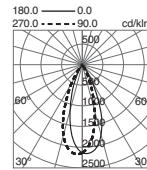
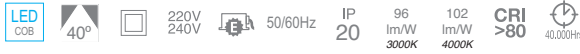
12,8W



Max. 14 mm



Ref.	W	lm	K	Dim.	
829 E- F- G- H-	-L3107B- -01	7W	675lm 720lm	3000K 4000K	NO



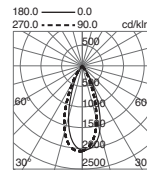
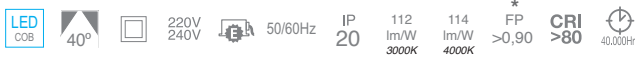
829E-L3107B		
h (m)	d (m)	E (lux)
1,00	0,74	1110
2,00	1,48	278
3,00	2,22	123
4,00	2,96	69
5,00	3,70	44

829E-L3307B		
h (m)	d (m)	E (lux)
1,00	0,74	1183
2,00	1,48	296
3,00	2,22	131
4,00	2,96	74
5,00	3,70	47

Ref.	W	lm	K	Dim.	
829 E- F- G- H-	-L3113B- -01	12,8W	1430lm 1460lm	3000K 4000K	NO*

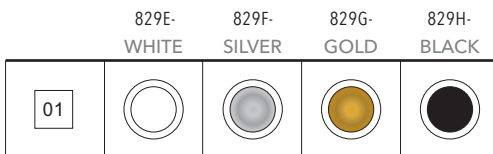
Ref.	W	lm	K	Dim.	
829 E- F- G- H-	-L31R1B- -01	12,8W	1430lm 1460lm	3000K 4000K	1-10V PUSH

Ref.	W	lm	K	Dim.	
829 E- F- G- H-	-L31RDB- -01	12,8W	1430lm 1460lm	3000K 4000K	DALI

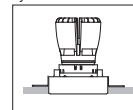


829E-L3113B		
h (m)	d (m)	E (lux)
1,00	0,64	3065
2,00	1,28	766
3,00	1,92	341
4,00	2,56	192
5,00	3,20	123

829E-L3313B		
h (m)	d (m)	E (lux)
1,00	0,64	3126
2,00	1,28	782
3,00	1,92	347
4,00	2,56	195
5,00	3,20	125



Sistema Trimless
Trimless System
Système Trimless

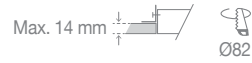
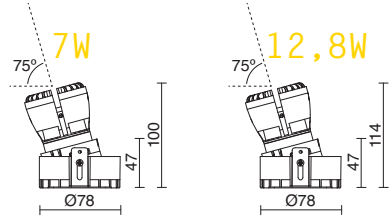


01 Blanco / White / Blanc

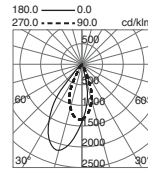


Standard colours 01

TRIMLESS ASYMMETRIC



Ref.	W	lm	K	Dim.
830 A.-L3107B-	7W	675lm	3000K	NO
B.- -01				
C.-L3307B-				
D.				
830 A.-L3307B-	720lm	4000K		
B.- -01				
C.-L3307B-				
D.				



830A-L3107B

h (m)	d (m)	E (lux)
1,00	0,76	1031
2,00	1,52	258
3,00	2,28	115
4,00	3,04	64
5,00	3,80	41

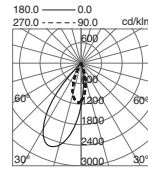
830A-L3307B

h (m)	d (m)	E (lux)
1,00	0,76	1099
2,00	1,52	275
3,00	2,28	122
4,00	3,04	69
5,00	3,80	44

Ref.	W	lm	K	Dim.
830 A.-L3113B-	12,8W	1430lm	3000K	NO*
B.- -01				
C.-L3313B-				
D.				
830 A.-L3113B-	1460lm	4000K		
B.- -01				
C.-L3313B-				
D.				

Ref.	W	lm	K	Dim.
830 A.-L31R1B-	12,8W	1430lm	3000K	1-10V PUSH
B.- -01				
C.-L33R1B-				
D.				
830 A.-L31R1B-	1460lm	4000K		
B.- -01				
C.-L33R1B-				
D.				

Ref.	W	lm	K	Dim.
830 A.-L31RDB-	12,8W	1430lm	3000K	DALI
B.- -01				
C.-L33RDB-				
D.				
830 A.-L31RDB-	1460lm	4000K		
B.- -01				
C.-L33RDB-				
D.				

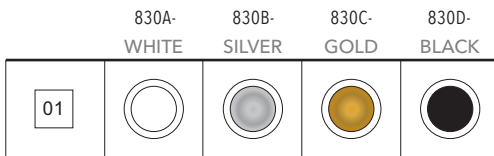


830A-L3113B

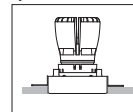
h (m)	d (m)	E (lux)
1,00	0,63	2644
2,00	1,26	661
3,00	1,89	294
4,00	2,52	165
5,00	3,15	106

830A-L3313B

h (m)	d (m)	E (lux)
1,00	0,63	2697
2,00	1,26	674
3,00	1,89	300
4,00	2,52	169
5,00	3,15	108



Sistema Trimless
Trimless System
Système Trimless



01 Blanco / White / Blanc

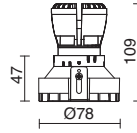


Standard colours **01**

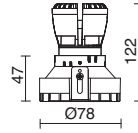
TRIMLESS SYMMETRIC



7W



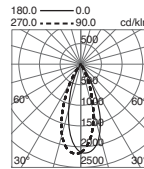
12,8W



Max. 14 mm



Ref.	W	lm	K	Dim.
830 E- -L3107B-	7W	675lm	3000K	NO
F- -01				
G- -L3307B-				
H-				
830 G- -L3307B-	720lm	4000K		



830E-L3107B

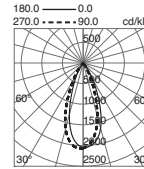
h (m)	d (m)	E (lux)
1,00	0,81	1033
2,00	1,62	258
3,00	2,43	115
4,00	3,24	65
5,00	4,05	41

830E-L3307B

h (m)	d (m)	E (lux)
1,00	0,81	1101
2,00	1,62	275
3,00	2,43	122
4,00	3,24	69
5,00	4,05	44

Ref.	W	lm	K	Dim.
830 E- -L3113B-	12,8W	1430lm	3000K	NO*
F- -01				
G- -L3313B-				
H-				
830 G- -L3313B-	1460lm	4000K		

830 E- -L31R1B-	12,8W	1430lm	3000K	1-10V
F- -01				
G- -L33R1B-				
H-				
830 G- -L33R1B-	1460lm	4000K		

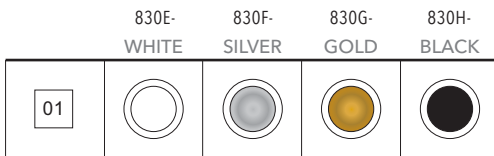


830E-L3113B

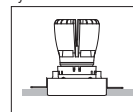
h (m)	d (m)	E (lux)
1,00	0,69	2812
2,00	1,38	703
3,00	2,07	312
4,00	2,76	176
5,00	3,45	112

830E-L3313B

h (m)	d (m)	E (lux)
1,00	0,69	2868
2,00	1,38	717
3,00	2,07	319
4,00	2,76	179
5,00	3,45	115



Sistema Trimless
Trimless System
Système Trimless



01 Blanco / White / Blanc

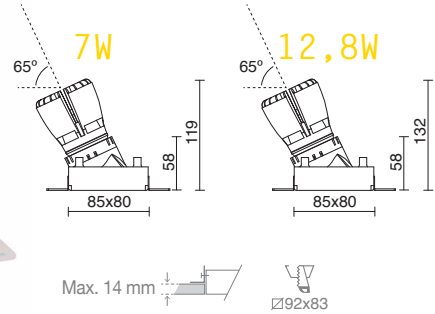




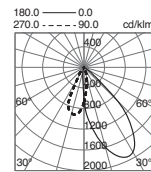
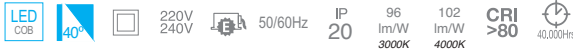


Standard colours 01

TRIMLESS ASYMMETRIC



Ref.	W	lm	K	Dim.
831 A- -L3107B-	7W	675lm	3000K	NO
B- -L3107B-01				
D- -L3307B-				
831 D- -L3307B-	720lm	4000K		

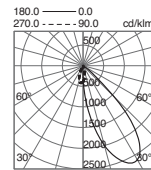


831A-L3107B			831A-L3307B		
h (m)	d (m)	E (lux)	h (m)	d (m)	E (lux)
1,00	0,57	844	1,00	0,57	900
2,00	1,14	211	2,00	1,14	225
3,00	1,71	94	3,00	1,71	100
4,00	2,28	53	4,00	2,28	56
5,00	2,85	34	5,00	2,85	36

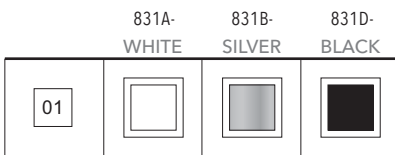
Ref.	W	lm	K	Dim.
831 A- -L3113B-	12,8W	1430lm	3000K	NO*
B- -L3113B-01				
D- -L3313B-				
831 D- -L3313B-	1460lm	4000K		

Ref.	W	lm	K	Dim.
831 A- -L31R1B-	12,8W	1430lm	3000K	1-10V
B- -L31R1B-01				
D- -L33R1B-				
831 D- -L33R1B-	1460lm	4000K		PUSH

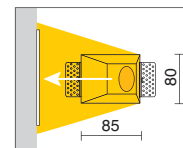
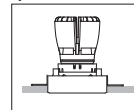
Ref.	W	lm	K	Dim.
831 A- -L31RDB-	12,8W	1430lm	3000K	DALI
B- -L31RDB-01				
D- -L33RDB-				
831 D- -L33RDB-	1460lm	4000K		



831A-L3113B			831A-L3313B		
h (m)	d (m)	E (lux)	h (m)	d (m)	E (lux)
1,00	0,60	2252	1,00	0,60	2603
2,00	1,20	563	2,00	1,20	651
3,00	1,80	250	3,00	1,80	289
4,00	2,40	141	4,00	2,40	163
5,00	3,00	90	5,00	3,00	104



Sistema Trimless
Trimless System
Système Trimless

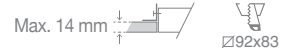
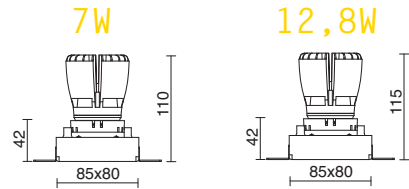


01 Blanco / White / Blanc

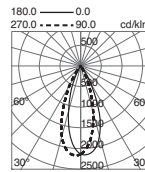


Standard colours 01

TRIMLESS SYMMETRIC



Ref.	W	lm	K	Dim.
831 E- -L3107B-	7W	675lm	3000K	NO
F- -01		720lm	4000K	
H- -L3307B-				

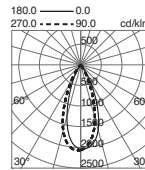


831E-L3107B		
h (m)	d (m)	E (lux)
1,00	0,81	1080
2,00	1,62	270
3,00	2,43	120
4,00	3,24	68
5,00	4,05	43

831E-L3307B		
h (m)	d (m)	E (lux)
1,00	0,81	1151
2,00	1,62	288
3,00	2,43	128
4,00	3,24	72
5,00	4,05	46



Ref.	W	lm	K	Dim.
831 E- -L3113B-	12,8W	1430lm	3000K	NO*
F- -01		1460lm	4000K	
H- -L3313B-				

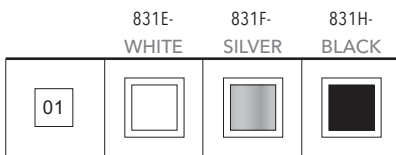


831E-L3113B		
h (m)	d (m)	E (lux)
1,00	0,71	2889
2,00	1,42	722
3,00	2,13	321
4,00	2,84	181
5,00	3,55	116

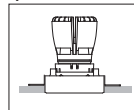
831E-L3313B		
h (m)	d (m)	E (lux)
1,00	0,71	2946
2,00	1,42	737
3,00	2,13	327
4,00	2,84	184
5,00	3,55	118

831 E- -L31R1B-	12,8W	1430lm	3000K	1-10V PUSH
F- -01		1460lm	4000K	
H- -L33R1B-				

831 E- -L31RDB-	12,8W	1430lm	3000K	DALI
F- -01		1460lm	4000K	
H- -L33RDB-				




Sistema Trimless
Trimless System
Système Trimless



01 Blanco / White / Blanc

COMBINACIÓN NOK / COMBINATION FOR NOK / COMBINATION NOK



MODUL NOK



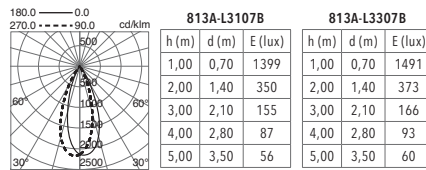
Ref.	W	lm	K	Dim.
813A- -L3107B- -L3307B-	-01 7W	675lm 720lm	3000K 4000K	NO

LED COB
40°

220V
240V

50/60Hz
IP 20
96
lm/W
3000K
102
lm/W
4000K
CRI >80

40,000Hrs



Ref.	W	lm	K	Dim.
813B- -L3113B- -L3313B-	-01 12,8W	1430lm 1460lm	3000K 4000K	NO*

813B- -L31R1B- -L33R1B-	-01 12,8W	1430lm 1460lm	3000K 4000K	1-10V PUSH
-------------------------------	--------------	------------------	----------------	---------------

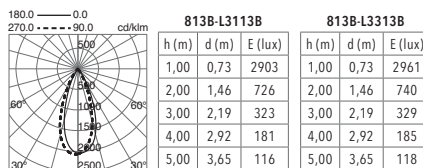
813B- -L31RDB- -L33RDB-	-01 12,8W	1430lm 1460lm	3000K 4000K	DALI
-------------------------------	--------------	------------------	----------------	------

LED COB
40°

220V
240V

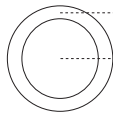
50/60Hz
IP 20
112
lm/W
3000K
114
lm/W
4000K
* FP >0,90
CRI >80

40,000Hrs



01 Blanco / White / Blanc

BODY NOK



--- Aro / Ring / Colorette (WHITE / BLACK)

--- Embellecedor / Embellisher / Enjoliveur (WHITE / SILVER / GOLD / BLACK)

Ø mm	Ø mm	01 WHITE				02 BLACK		
		WHITE	SILVER	GOLD	BLACK	SILVER	GOLD	BLACK
NOK1 Ø72	ORIENTABLE Ø80	D01A-823-01	D01B-823-01	D01C-823-01	D01D-823-01	D01B-823-02	D01C-823-02	D01D-823-02
	FIXED Ø80	D01E-823-01	D01F-823-01	D01G-823-01	D01H-823-01	D01F-823-02	D01G-823-02	D01H-823-02
NOK2 Ø75	ASYMMETRIC Ø78	D02A-824-01	D02B-824-01	D02C-824-01	D02D-824-01			
	SYMMETRIC Ø80	D02E-824-01	D02F-824-01	D02G-824-01	D02H-824-01			
NOK4 Ø90	ASYMMETRIC Ø95	D04A-827-01	D04B-827-01	D04C-827-01	D04D-827-01			
	SYMMETRIC Ø95	D04E-827-01	D04F-827-01	D04G-827-01	D04H-827-01			
NOK5 Ø90	ROTATIONAL ASYMMETRIC Ø100	D05A-828-01	D05B-828-01	D05C-828-01	D05D-828-01			
NOK1T Ø82	TRIMLESS ORIENTABLE Ø78	D01A-829-01	D01B-829-01	D01C-829-01	D01D-829-01			
	TRIMLESS FIXED Ø78	D01E-829-01	D01F-829-01	D01G-829-01	D01H-829-01			
NOK2T Ø82	TRIMLESS ASYMMETRIC Ø78	D02A-830-01	D02B-830-01	D02C-830-01	D02D-830-01			
	TRIMLESS SYMMETRIC Ø78	D02E-830-01	D02F-830-01	D02G-830-01	D02H-830-01			

Ø mm	mm				
NOK3 Ø75x75	ASYMMETRIC 80 x 80	D03A-826-01	D03B-826-01	D03C-826-01	D03D-826-01
	SYMMETRIC 80 x 80	D03E-826-01	D03F-826-01	D03G-826-01	D03H-826-01
NOK3T Ø92x83	TRIMLESS ASYMMETRIC 85 x 80	D03A-831-01	D03B-831-01		D03D-831-01
	TRIMLESS FIXED 85 x 88	D03E-831-01	D03F-831-01		D03H-831-01



ΔURIGA

Discreto downlight LED con doble orientación, en versión sencilla y doble, con alta versatilidad al disponer de dos temperaturas de color, dos potencias, tres tipos de regulación... Aplicaciones tanto en ámbito doméstico como comercial.

Discrete LED downlight with double tilt, in single and double version, very versatile thanks to two color temperatures, two wattages, three types of dimming... For both private and commercial applications.

Discret plafonnier LED à double orientation, en version simple ou double, très polyvalent grâce à ses deux températures de couleur, ses deux puissances, ses trois réglages... Pour applications aussi bien en milieu domestique que commercial.

ΔURIGA

ALU IP
20

LED
COB

7W / 675lm - 720lm / 3000K - 4000K
12,8W / 1430lm - 1460lm / 3000K - 4000K




∅105x105

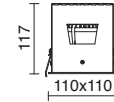



∅195x105

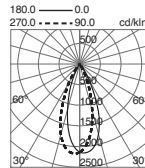




Standard colours 01 03



Ref.		W	lm	K	Dim.	
822A-	-L310 7B-01	105x105mm	7W	675lm	3000K	NO
	-L3307B-03			720lm	4000K	



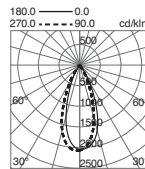
822A-L3107B

822A-L3307B

h (m)	d (m)	E (lux)	h (m)	d (m)	E (lux)
1,00	0,70	1399	1,00	0,70	1491
2,00	1,40	350	2,00	1,40	373
3,00	2,10	155	3,00	2,10	166
4,00	2,80	87	4,00	2,80	93
5,00	3,50	56	5,00	3,50	60



Ref.		W	lm	K	Dim.	
822A-	-L3113B-01	105x105mm	12,8W	1430lm	3000K	NO*
	-L3313B-03			1460lm	4000K	



822A-L3113B

822A-L3313B

h (m)	d (m)	E (lux)	h (m)	d (m)	E (lux)
1,00	0,73	2903	1,00	0,73	2961
2,00	1,46	726	2,00	1,46	740
3,00	2,19	323	3,00	2,19	329
4,00	2,92	181	4,00	2,92	185
5,00	3,65	116	5,00	3,65	118

822A-	-L31R1B-01	105x105mm	12,8W	1430lm	3000K	1-10V PUSH
	-L33R1B-03			1460lm	4000K	

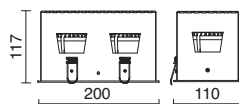
822A-	-L31RDB-01	105x105mm	12,8W	1430lm	3000K	DALI
	-L33RDB-03			1460lm	4000K	



01 Blanco / White / Blanc 03 Gris / Grey / Gris




Standard colours 01 03




Ref.		W	lm	K	Dim.
822B- -L3107B- -01		195x105mm	2x 7W	2x 675lm	3000K
-03				2x 720lm	4000K
-L3307B-					



Ref.		W	lm	K	Dim.
822B- -L3113B- -01		195x105mm	2x 12,8W	2x 1430lm	3000K
-03				2x 1460lm	4000K
-L3313B-					
822B- -L31R1B- -01		195x105mm	2x 12,8W	2x 1430lm	3000K
-03				2x 1460lm	4000K
-L33R1B-					
822B- -L31RDB- -01		195x105mm	2x 12,8W	2x 1430lm	3000K
-03				2x 1460lm	4000K
-L33RDB-					



01 Blanco / White / Blanc 03 Gris / Grey / Gris





Diseño contemporáneo y amplitud de colección. Estas son las características de esta serie de luminarias que puede responder a múltiples demandas de iluminación. Sus fuentes de luz y sus diversos diseños se adaptan a muchas necesidades.

New version of the INDELUZ classic with maximum tilt and versatility, LED light source with 17° and 30° light beams, two color temperatures and optional dimming. Also with new finishes.

Réadaptation du classique INDELUZ, plus orientable et polyvalent que jamais, avec des sources LED à faisceaux de 17 et 30°, deux températures de couleur et possibilité de réglage. De nouvelles finitions sont aussi disponibles.

ATOLÓN

ΔΤΟΛÓN

ACER ALU IP 20

LED COB 25W/30W | 3000K / 4000K | 17° / 30°

HI PAR 111 | 35W / 70W

LED AR111 G53

QR-LP 111 | 75W max.

LED AR111 GU10 | 15W

HIT-TC | 35W / 70W | 20° / 54° / 90°



∅152x152



∅300x152



∅450x152

ΔΤΟΛÓN

ACER ALU IP 20

LED CCB 25W/30W | 3000K/4000K | 17° / 30°

HI PAR 111 | 35W / 70W

LED AR111 G53

QR-LP 111 | 75W max.

LED AR111 GU10 | 15W

HIT-TC | 35W / 70W | 20° / 54° / 90°




∅600x152




∅300x300



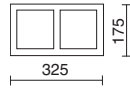
Standard colours 01 02 03
 ▲ Upon request 32 37 45 46

Marcos / Frames / Cadres

Ref.
 A45A-738-01
 A45A-738-02
 A45A-738-03



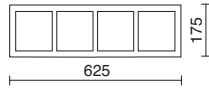
Ref.
 A45B-738-01
 A45B-738-02
 A45B-738-03



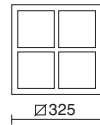
Ref.
 A45C-738-01
 A45C-738-02
 A45C-738-03



Ref.
 A45D-738-01
 A45D-738-02
 A45D-738-03



Ref.
 A45E-738-01
 A45E-738-02
 A45E-738-03



Pag. 56

Pag. 56

Pag. 56

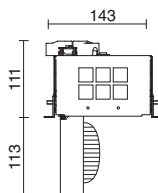
Pag. 57



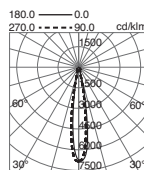
01 Blanco / White / Blanc 02 Negro / Black / Noir 03 Gris / Grey / Gris 32 Cromo / Chrome / Chromé 37 Cobre / Copper / Cuivre 45 Cromado mate / Matt chrome / Chromé mat 46 Oro mate / Matt gold / Or mat



Standard colours **01** **02** **03**
 ▲ Upon request **32** **37** **45** **46**



Ref.	W	lm	K	Dim.
-L3125B-	25W	1930lm	3000K	NO*
738Q- -L3325B- -01 -02		2285lm	4000K	
-L31R2B- -03	30W	1930lm	3000K	PUSH DALI
-L33R2B-		2285lm	4000K	



738Q-L3125B

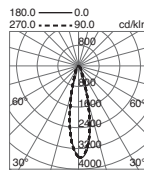
h (m)	d (m)	E (lux)
1,00	0,29	12485
2,00	0,58	3121
3,00	0,87	1387
4,00	1,16	780
5,00	1,45	499

738Q-L3325B

h (m)	d (m)	E (lux)
1,00	0,29	14782
2,00	0,58	3696
3,00	0,87	1642
4,00	1,16	924
5,00	1,45	591

LED COB 17° 220V 240V 50/60Hz IP 20 90° 356° *FP >0,90 CRI >80 50,000Hrs

Ref.	W	lm	K	Dim.
-L3125B-	25W	1930lm	3000K	NO*
738R- -L3325B- -01 -02		2285lm	4000K	
-L31R2B- -03	30W	1930lm	3000K	PUSH DALI
-L33R2B-		2285lm	4000K	



738R-L3125B

h (m)	d (m)	E (lux)
1,00	0,54	6537
2,00	1,08	1634
3,00	1,62	726
4,00	2,16	409
5,00	2,70	261

738R-L3325B

h (m)	d (m)	E (lux)
1,00	0,83	7027
2,00	1,66	1757
3,00	2,49	781
4,00	3,32	439
5,00	4,15	281

LED COB 30° 220V 240V 50/60Hz IP 20 90° 356° *FP >0,90 CRI >80 50,000Hrs

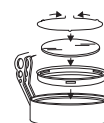
Accesorios / Accessories / Accessoires

Filtros de conversión para pescado, marisco, verdura, carne o pan.
 Conversion filters for fish, seafood, vegetables, meat or bread.
 Filtres de conversion pour poisson, fruits de mer, légumes, viande ou pain.

Ref.	K
A14A-738-00 FISH 4000K	3000K
A14A-738-00 SEAFOOD	
A14A-738-00 VEG+FRUIT	4000K
A14B-738-00 MEAT	
A14C-738-00 BREAD	

Porta filtros / Support for filters / Support filtres

Ref.
A44A-772- -01 -02 -03



Marcos / Frames / Cadres (pag. 54)



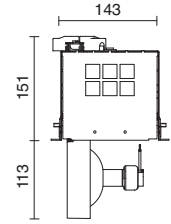
01 Blanco / White / Blanc 02 Negro / Black / Noir 03 Gris / Grey / Gris 32 Cromo / Chrome / Chromé 37 Cobre / Copper / Cuivre 45 Cromado mate / Matt chrome / Chromé mat 46 Oro mate / Matt gold / Or mat



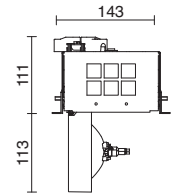
Standard colours 01 02 03
 ▲ Upon request 32 37 45 46



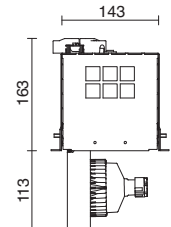
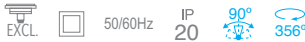
Ref.				W
738F-	-M4135B-	-01	Gx8.5 HIPAR 111	35W
		-02		70W
	-M4170B-	-03		



Ref.		V	W
738F-G18RCB-	-01	12V	75W max.
	-02		
	-03		



Ref.		V	W
738F-G21X1B-	-01	230V	15W max.
	-02		
	-03		



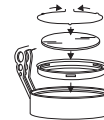
Accesorios / Accessories / Accessoires

Filtros de conversión para pescado, carne o pan. (Compruebe las especificaciones térmicas de las lámparas LED para usarlas con filtro)
 Conversion filter for fish, meat or bread. (Please check thermal specs of LED bulb when using a filter)
 Filtre de conversion pour poisson, viande ou du pain. (Vérifiez les spécifications thermiques de la lampe LED pour l'usage avec filtre)

Ref.		
A14A-	FISH	
A14B-	MEAT	-738-00
A14C-	BREAD	

Porta filtros / Support for filters / Support filtres

Ref.	
A44A-772-	-01
	-02
	-03



	Ref.	V	W	Hz	Dim.
● Transformador electrónico 12V independiente	B02T-X3360D-02	IN:	Hal 10 - 60W		L-C
● Independent electronic transformer 12V	B02T-X3370D-02	220-240V	Hal 1 - 70W	50/60 Hz	C
● Alimentation électronique 12V indépendant		OUT: 12V	LED 1 - 50W		

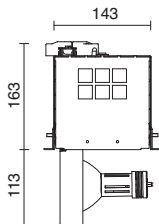
Marcos / Frames / Cadres (pag. 54)



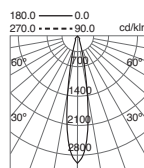
01 Blanco / White / Blanc 02 Negro / Black / Noir 03 Gris / Grey / Gris 32 Cromo / Chrome / Chromé 37 Cobre / Copper / Cuivre 45 Cromado mate / Matt chrome / Chromé mat 46 Oro mate / Matt gold / Or mat



Standard colours **01** **02** **03**
 ▲ Upon request **32** **37** **45** **46**



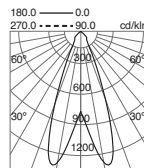
Ref.	W
738Q- -M1935B- -01	35W
-02	70W
-M1970B- -03	
G8.5 HIT-TC	



738Q-M1935B		
h (m)	d (m)	E (lux)
1,00	0,36	19705
2,00	0,72	4926
3,00	1,08	2189
4,00	1,44	1232
5,00	1,80	788

738Q-M1970B		
h (m)	d (m)	E (lux)
1,00	0,36	39410
2,00	0,72	9852
3,00	1,08	4378
4,00	1,44	2464
5,00	1,80	1576

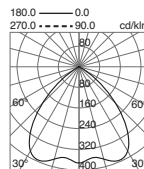
Ref.	W
738R- -M1935B- -01	35W
-02	70W
-M1970B- -03	
G8.5 HIT-TC	



738R-M1935B		
h (m)	d (m)	E (lux)
1,00	0,76	5104
2,00	1,52	1276
3,00	2,28	567
4,00	3,04	319
5,00	3,80	204

738R-M1970B		
h (m)	d (m)	E (lux)
1,00	0,76	10208
2,00	1,52	2552
3,00	2,28	1134
4,00	3,04	638
5,00	3,80	408

Ref.	W
738S- -M1935B- -01	35W
-02	70W
-M1970B- -03	
G8.5 HIT-TC	



738S-M1935B		
h (m)	d (m)	E (lux)
1,00	2,02	1228
2,00	4,04	307
3,00	6,06	136
4,00	8,08	77
5,00	10,10	49

738S-M1970B		
h (m)	d (m)	E (lux)
1,00	2,02	2457
2,00	4,04	614
3,00	6,06	273
4,00	8,08	154
5,00	10,10	98

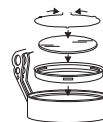
Accesorios / Accessories / Accessoires

Filtros de conversión para pescado, carne o pan. (Compruebe las especificaciones térmicas de las lámparas LED para usarlas con filtro)
 Conversion filter for fish, meat or bread. (Please check thermal specs of LED bulb when using a filter)
 Filtre de conversion pour poisson, viande ou du pain. (Vérifiez les spécifications thermiques de la lampe LED pour l'usage avec filtre)

Ref.	
A14A-	FISH
A14B- -738-00	MEAT
A14C-	BREAD

Porta filtros / Support for filters / Support filtres

Ref.	
A44A-772-	-01
	-02
	-03



Marcos / Frames / Cadres (pag. 54)



01 Blanco / White / Blanc **02** Negro / Black / Noir **03** Gris / Grey / Gris **32** Cromo / Chrome / Chromé **37** Cobre / Copper / Cuivre **45** Cromado mate / Matt chrome / Chromé mat **46** Oro mate / Matt gold / Or mat

SIGMA

Familia de luminarias LED con un ancho de sólo 32mm y hasta 3 longitudes distintas con elementos antideslumbrantes. Nos permite iluminar con gran discreción multitud de espacios como viviendas, espacios comerciales, restauración, hospitality... y con posibilidad de regulación. Versión empotrable con y sin marco... y también versión suspendida.

Series of LED light fittings, only 32 mm wide and available in 3 different lengths with anti-glare elements. These models allow us to discretely light a range of spaces such as houses, retail spaces, restaurants, hospitality areas... also available in dimming version. Recessed version with or without trim... and in suspended version.

Gamme de luminaires LED épais de seulement 32 mm et en 3 longueurs avec éléments anti-éblouissement. Permet l'éclairage très discret d'une foule d'espaces tels que les habitations, les espaces commerciaux, les lieux de restauration, d'accueil... et avec possibilité de réglage. Version encastrable avec ou sans cadre... existe aussi en version suspendue.



SIGMA

ALU IP 20

LED
SMD

6W / 13W / 25W | 48°



Ø166x34 / Ø325x34 / Ø543x34

TRIMLESS



Ø166x34 / Ø325x34 / Ø543x34

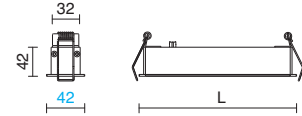
Suspensión
Pendant
Suspension



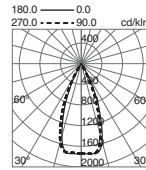
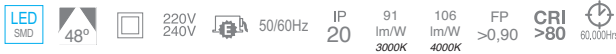
p. 288



Standard colours 01 03

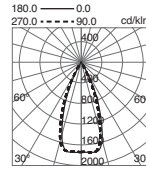
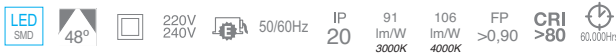


Ref.	L	W	Im	K	Dim.	
809C- L3106B -01	173mm	166x34	6W	547lm	3000K	NO
- L3306B -03				637lm	4000K	



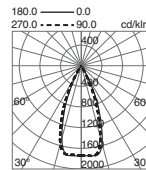
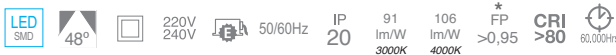
809C-L3106B			809C-L3306B		
h (m)	d (m)	E (lux)	h (m)	d (m)	E (lux)
1,00	0,89	958	1,00	0,89	1115
2,00	1,78	240	2,00	1,78	279
3,00	2,67	106	3,00	2,67	124
4,00	3,56	60	4,00	3,56	70
5,00	4,45	38	5,00	4,45	45

Ref.	L	W	Im	K	Dim.	
809D- L3113B -01	332mm	325x34	11W	1185lm	3000K	NO
- L3313B -03				1380lm	4000K	



809D-L3113B			809D-L3313B		
h (m)	d (m)	E (lux)	h (m)	d (m)	E (lux)
1,00	0,89	2075	1,00	0,89	2416
2,00	1,78	519	2,00	1,78	604
3,00	2,67	231	3,00	2,67	268
4,00	3,56	130	4,00	3,56	151
5,00	4,45	83	5,00	4,45	97

Ref.	L	W	Im	K	Dim.	
809E- L3125B -01	650mm	643x34	25W	2280lm	3000K	NO*
- L3325B -01				2655lm	4000K	
- L31RDB -03				2280lm	3000K	DALI
- L33RDB -03				2655lm	4000K	



809E-L3125B			809E-L3325B		
h (m)	d (m)	E (lux)	h (m)	d (m)	E (lux)
1,00	0,89	3992	1,00	0,89	4648
2,00	1,78	998	2,00	1,78	1162
3,00	2,67	444	3,00	2,67	516
4,00	3,56	250	4,00	3,56	291
5,00	4,45	160	5,00	4,45	186

Suspensión
Pendant
Suspension

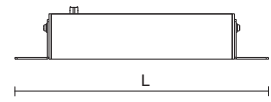
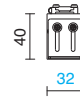


01 Blanco / White / Blanc 03 Gris / Grey / Gris

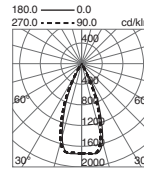


Standard colours **01** **03**

TRIMLESS



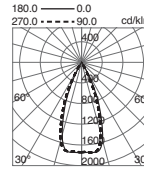
Ref.	L	W	Im	K	Dim.	
809F- <u>-L3106B-</u> -01	225mm	166x34	6W	547lm	3000K	NO
-L3306B-				637lm	4000K	



809F-L3106B		
h (m)	d (m)	E (lux)
1,00	0,89	958
2,00	1,78	240
3,00	2,67	106
4,00	3,56	60
5,00	4,45	38

809F-L3306B		
h (m)	d (m)	E (lux)
1,00	0,89	1115
2,00	1,78	279
3,00	2,67	124
4,00	3,56	70
5,00	4,45	45

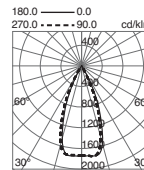
Ref.	L	W	Im	K	Dim.	
809G- <u>-L3113B-</u> -01	385mm	325x34	11W	1185lm	3000K	NO
-L3313B-				1380lm	4000K	



809G-L3113B		
h (m)	d (m)	E (lux)
1,00	0,89	2075
2,00	1,78	519
3,00	2,67	231
4,00	3,56	130
5,00	4,45	83

809G-L3313B		
h (m)	d (m)	E (lux)
1,00	0,89	2416
2,00	1,78	604
3,00	2,67	268
4,00	3,56	151
5,00	4,45	97

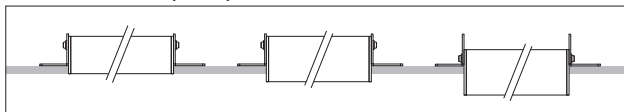
Ref.	L	W	Im	K	Dim.	
809H- <u>-L3125B-</u> -01	700mm	643x34	25W	2280lm	3000K	NO*
-L3325B-				2655lm	4000K	
-L31RDB-				2280lm	3000K	DALI
-L33RDB-				2655lm	4000K	



809H-L3125B		
h (m)	d (m)	E (lux)
1,00	0,89	3992
2,00	1,78	998
3,00	2,67	444
4,00	3,56	250
5,00	4,45	160

809H-L3325B		
h (m)	d (m)	E (lux)
1,00	0,89	4648
2,00	1,78	1162
3,00	2,67	516
4,00	3,56	291
5,00	4,45	186

Sistema Trimless / Trimless System / Système Trimless



Suspensión
Pendant
Suspension



01 Blanco / White / Blanc **03** Gris / Grey / Gris



RENIX

Eficiencia y simplicidad caracterizan esta luminaria empotrable LED de sólo 60mm de ancho tanto en versión con marco como sin él y difusor de bajo deslumbramiento para iluminación de oficinas y espacios diáfanos. Sus accesorios en "L", "T" o cruz también se iluminan creando líneas continuas no sólo longitudinalmente.

Efficiency and simplicity are the main features of this recessed LED light fitting, just 60 mm wide, available with or without trim, and with low glare diffuser for lighting offices and open-plan spaces. Its L-, T- or cross-shaped accessories also light up, creating continuous lines as well as lengthwise.

La performance et la simplicité caractérisent ce luminaire encastrable LED épais de 60 mm seulement, en version avec ou sans cadre et diffuseur à faible éblouissement pour éclairer des bureaux et des espaces diaphanes. Ses accessoires en «L», en «T» ou en croix s'éclairent aussi, créant des lignes continues pas seulement dans le sens de la longueur.

RENIX

ALU IP 20

LED
SMD

23W / 32W / 39W | 108°



Ø68x 881 / 1141 / 1481

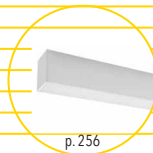
TRIMLESS



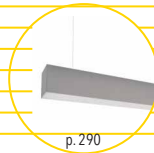
Ø62x 881 / 1141 / 1481

Superficie
Surface
Saillie

Suspensión
Pendant
Suspension




p. 256



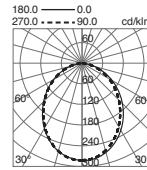
p. 290



Standard colours 01 03



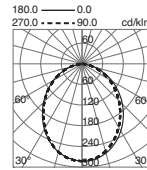
Ref.	L	W	Im	K	Dim.	
808M- -L3123B- -L3323B-01 -L31RDB-03 -L33RDB-	895mm	881x68	23W	2755lm 3100lm 2755lm 3100lm	3000K 4000K 3000K 4000K	NO* DALI



808M-L3123B			808M-L3323B		
h (m)	d (m)	E (lux)	h (m)	d (m)	E (lux)
1,00	2,75	619	1,00	2,75	697
2,00	5,50	155	2,00	5,50	174
3,00	8,25	69	3,00	8,25	77
4,00	11,00	39	4,00	11,00	44
5,00	13,75	25	5,00	13,75	28



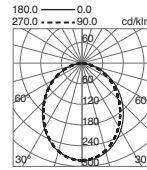
Ref.	L	W	Im	K	Dim.	
808N- -L3132B- -L3332B-01 -L31RDB-03 -L33RDB-	1155mm	1141x68	32W	3920lm 4400lm 3920lm 4400lm	3000K 4000K 3000K 4000K	NO* DALI



808N-L3132B			808N-L3332B		
h (m)	d (m)	E (lux)	h (m)	d (m)	E (lux)
1,00	2,75	881	1,00	2,75	989
2,00	5,50	220	2,00	5,50	247
3,00	8,25	98	3,00	8,25	110
4,00	11,00	55	4,00	11,00	62
5,00	13,75	35	5,00	13,75	40



Ref.	L	W	Im	K	Dim.	
808O- -L3139B- -L3339B-01 -L31RDB-03 -L33RDB-	1495mm	1481x68	39W	4615lm 5200lm 4615lm 5200lm	3000K 4000K 3000K 4000K	NO* DALI



808O-L3139B			808O-L3339B		
h (m)	d (m)	E (lux)	h (m)	d (m)	E (lux)
1,00	2,75	1037	1,00	2,75	1169
2,00	5,50	259	2,00	5,50	292
3,00	8,25	115	3,00	8,25	130
4,00	11,00	65	4,00	11,00	73
5,00	13,75	41	5,00	13,75	47



Accesorios / Accessories / Accessoires

Chapas de unión entre módulos
Joint plates
Plaques d'union




Ref.
A58D-808-41



Empotrables
Recessed
Encastrés



Superficie
Surface
Saillie



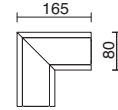
Suspensión
Pendant
Suspension



01 Blanco / White / Blanc 03 Gris / Grey / Gris



Ref.	W	lm	K
B22E- -L3107B- -01	7W	795lm	3000K
-L3307B- -03		900lm	4000K



LED SMD
108°

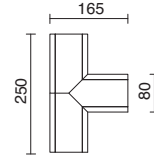
220V
240V

50/60Hz
IP 20
114 lm/W
3000K
129 lm/W
4000K
FP >0,90
CRI >80

60.000hrs
UGR <19



Ref.	W	lm	K
B22F- -L3110B- -01	10W	1150lm	3000K
-L3310B- -03		1300lm	4000K




LED SMD
108°

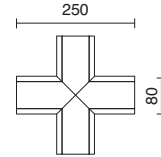
220V
240V

50/60Hz
IP 20
115 lm/W
3000K
130 lm/W
4000K
FP >0,90
CRI >80

60.000hrs
UGR <19



Ref.	W	lm	K
B22G- -L3113B- -01	13W	1505lm	3000K
-L3313B- -03		1700lm	4000K

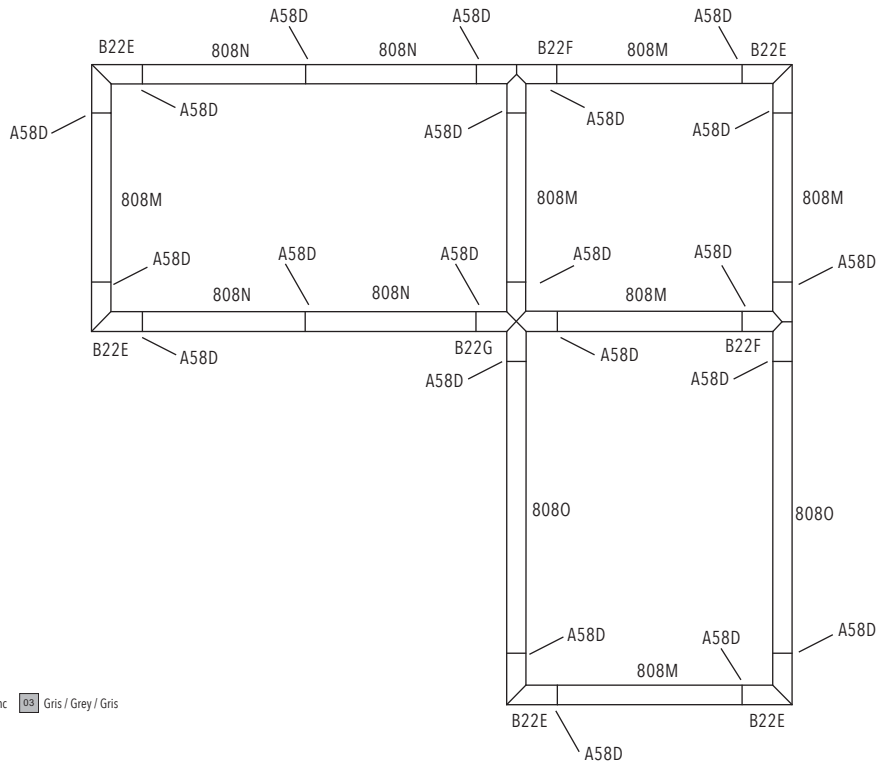


LED SMD
108°

220V
240V

50/60Hz
IP 20
116 lm/W
3000K
131 lm/W
4000K
FP >0,90
CRI >80

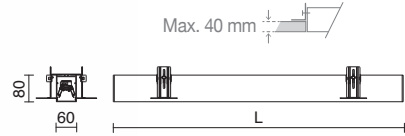
60.000hrs
UGR <19



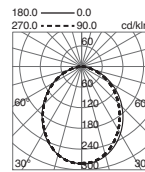


Standard colours 01 03

TRIMLESS



Ref.	L	W	lm	K	Dim.	
808G- -L3123B-	879mm	881x62	23W	2755lm	3000K	
-L323B- -01				3100lm	4000K	NO*
-L31RDB- -03				2755lm	3000K	DALI
-L33RDB-				3100lm	4000K	

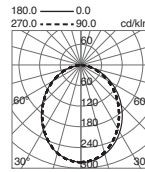


h (m)	d (m)	E (lux)
1,00	2,75	619
2,00	5,50	155
3,00	8,25	69
4,00	11,00	39
5,00	13,75	25

h (m)	d (m)	E (lux)
1,00	2,75	697
2,00	5,50	174
3,00	8,25	77
4,00	11,00	44
5,00	13,75	28



Ref.	L	W	lm	K	Dim.	
808H- -L3132B-	1139mm	1141x62	32W	3920lm	3000K	
-L3332B- -01				4400lm	4000K	NO*
-L31RDB- -03				3920lm	3000K	DALI
-L33RDB-				4400lm	4000K	

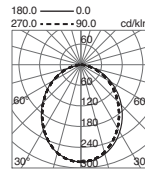


h (m)	d (m)	E (lux)
1,00	2,75	881
2,00	5,50	220
3,00	8,25	98
4,00	11,00	55
5,00	13,75	35

h (m)	d (m)	E (lux)
1,00	2,75	989
2,00	5,50	247
3,00	8,25	110
4,00	11,00	62
5,00	13,75	40



Ref.	L	W	lm	K	Dim.	
808I- -L3139B-	1481mm	1479x62	39W	4615lm	3000K	
-L3339B- -01				5200lm	4000K	NO*
-L31RDB- -03				4615lm	3000K	DALI
-L33RDB-				5200lm	4000K	



h (m)	d (m)	E (lux)
1,00	2,75	1037
2,00	5,50	259
3,00	8,25	115
4,00	11,00	65
5,00	13,75	41

h (m)	d (m)	E (lux)
1,00	2,75	1169
2,00	5,50	292
3,00	8,25	130
4,00	11,00	73
5,00	13,75	47



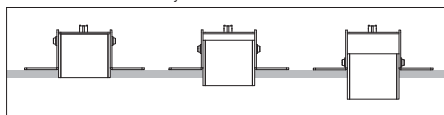
Accesorios / Accessories / Accessoires

Chapas de unión entre módulos
Joint plates
Plaques d'union




Ref.
A58A-808-41

Sistema Trimless / Trimless System / Système Trimless



01 Blanco / White / Blanc 03 Gris / Grey / Gris


Empotrables
Recessed
Encastrés



Superficie
Surface
Saillie

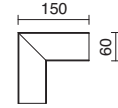


Suspensión
Pendant
Suspension






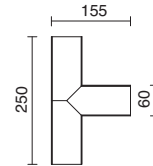
Ref.	W	lm	K
B22A- -L3107B- -01	7W	795lm	3000K
-L3307B- -03		900lm	4000K




LED SMD
108°
220V 240V
50/60Hz
IP 20
114 lm/W 3000K
129 lm/W 4000K
FP >0,90
CRI >80
60,000Hrs
UGR <19



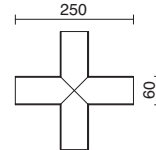
Ref.	W	lm	K
B22B- -L3110B- -01	10W	1150lm	3000K
-L3310B- -03		1300lm	4000K



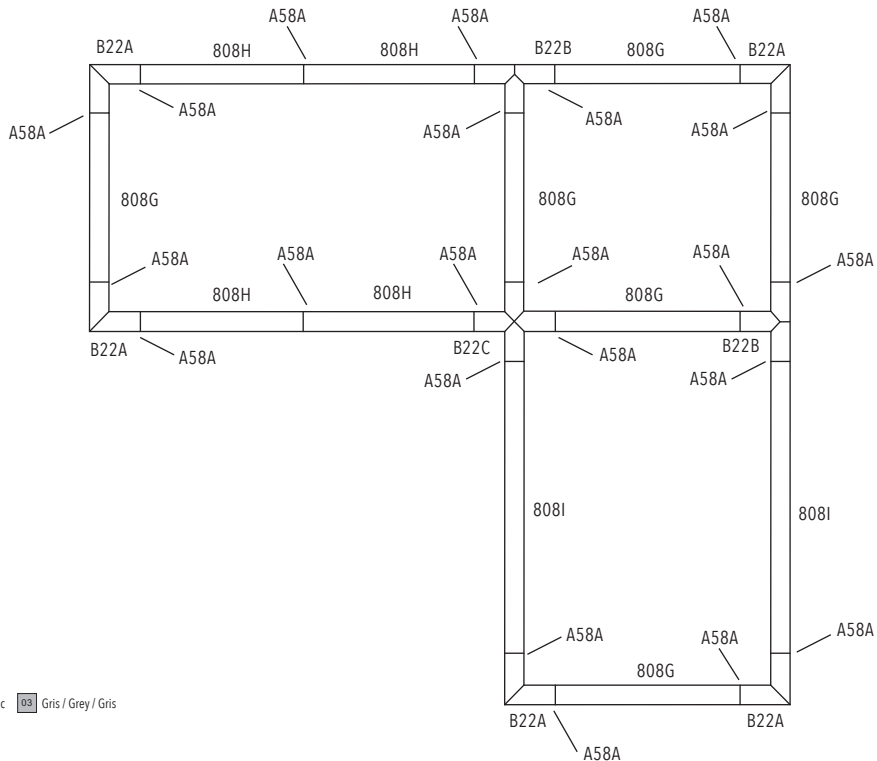
LED SMD
108°
220V 240V
50/60Hz
IP 20
115 lm/W 3000K
130 lm/W 4000K
FP >0,90
CRI >80
60,000Hrs
UGR <19



Ref.	W	lm	K
B22C- -L3113B- -01	13W	1505lm	3000K
-L3313B- -03		1700lm	4000K



LED SMD
108°
220V 240V
50/60Hz
IP 20
116 lm/W 3000K
131 lm/W 4000K
FP >0,90
CRI >80
60,000Hrs
UGR <19



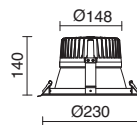


BETNA

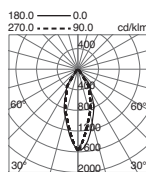
Downlight LED de alto flujo ideal para iluminación de oficinas por su bajo deslumbramiento. Su rango de diámetro de empotramiento muy habitual de 205-220mm (fluorescencia compacta 2x26W), lo hace muy práctico para la sustitución de luminarias existentes. Versión DALI para poder regularse y usarse con detector crepuscular.

High-output LED downlight ideal for use in offices due to its low glare. Its common 205-220 mm (compact fluorescent lamp 2x26W), recess diameter range makes it very practical for replacing existing fittings. DALI version to enable dimming and to use with daylight sensor.

Plafonnier LED à flux élevé, éclairage idéal des bureaux pour son faible taux d'éblouissement. La gamme très répandue de son diamètre d'encastrement, de 205-220 mm (fluorescence compacte 2x26W), le rend très pratique pour le remplacement de luminaires existants. Existe en version DALI pour réglage et utilisation avec détecteur crépusculaire.




Ref.	W	lm	K	Dim.
807A- -L3135B- -L3335B- -L31RDB- -L33RDB-	35W	3200lm 3350lm 3200lm 3350lm	3000K 4000K 3000K 4000K	NO* DALI



807A-L3135B		
h (m)	d (m)	E (lux)
1,00	0,83	4727
2,00	1,66	1182
3,00	2,49	525
4,00	3,32	295
5,00	4,15	189

807A-L3335B		
h (m)	d (m)	E (lux)
1,00	0,83	5512
2,00	1,66	1378
3,00	2,49	612
4,00	3,32	345
5,00	4,15	220



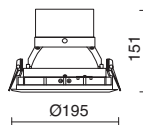


ZIGOR

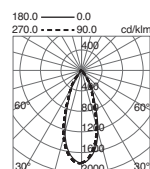
Downlight LED de tamaño medio con versión orientable y alto flujo útil para zonas de gran altura y espacios comerciales.
Medium-size LED downlight with tilt version and high output for high ceilings and retail spaces.
Plafonnier LED de dimension moyenne avec version orientable et à flux élevé pour zones de grande hauteur et espaces commerciaux.



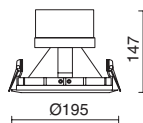
Standard colours **01**



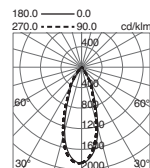
Ref.	W	lm	K
819B-L3145B-01	41W	3400lm	3000K



819B-L3145B		
h (m)	d (m)	E (lux)
1,00	0,73	4844
2,00	1,46	1211
3,00	2,19	538
4,00	2,92	303
5,00	3,65	194



Ref.	W	lm	K
819A-L3145B-01	41W	3400lm	3000K



819A-L3145B		
h (m)	d (m)	E (lux)
1,00	0,73	4126
2,00	1,46	1032
3,00	2,19	458
4,00	2,92	258
5,00	3,65	165

01 Blanco / White / Blanc



BRAIS

Bañador de pared LED con orientación adicional de 30° y posibilidad de rotación 350°. Muy útil para establecimientos comerciales de ropa o con exposición de producto en lineales.

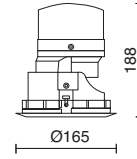
LED wall-washer with additional 30° tilt angle and possibility of 350° rotation. Very suitable for clothing shops and products exhibition on shelves.

Lèche-mur LED à orientation supplémentaire de 30° et possibilité de rotation à 350°. Très utile pour les établissements commerciaux de vêtements ou exposant des produits en rayons.

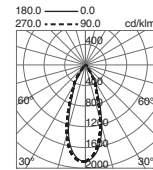


Standard colours **01**

ORIENTABLE



Ref.	W	lm	K
817A-L3145B-01	35W	2712lm	3000K



817A-L3145B

h (m)	d (m)	E (lux)
1,00	0,69	5762
2,00	1,38	1441
3,00	2,07	640
4,00	2,76	360
5,00	3,45	230

01 Blanco / White / Blanc

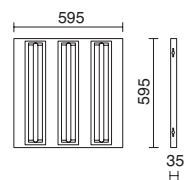


M A B

Luminaria LED para techo registrable 60x60cm con bajo grado de deslumbramiento y posibilidad de regulación, mediante detector crepuscular. Muy recomendable para oficinas, aulas y otras zonas de trabajo. Mediante un accesorio permite también su uso en techos continuos.

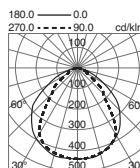
LED fitting for suspended ceiling, in 60x60cm with low glare and dimmable, by means of daylight sensor. Highly recommended for offices, classrooms and other work areas. Accessory available for use in continuous ceilings.

Plafonnier LED 60x60cm pour faux plafond, à faible taux d'éblouissement et réglable, notamment par détecteur crépusculaire. Particulièrement recommandé pour les bureaux, les salles de classe et plus généralement les espaces de travail. Peut également servir dans un plafond continu à l'aide d'un accessoire.



Para falso techo modular / For modular false ceiling / Pour faux plafond modulaires (600 x 600)

Ref.	W	lm	K	Dim.	
783A-	45W	-L3145B-	3939lm	3000K	NO*
		-L3345B-	4210lm	4000K	
	45W	-L31R2B-	3939lm	3000K	PUSH DALI
		-L33R2B-	4210lm	4000K	



783A-L3145B

783A-L3345B

783A-L3145B			783A-L3345B		
h (m)	d (m)	E (lux)	h (m)	d (m)	E (lux)
1,00	2,85	1604	1,00	2,85	1714
2,00	5,70	401	2,00	5,70	429
3,00	8,55	178	3,00	8,55	190
4,00	11,40	100	4,00	11,40	107
5,00	14,25	64	5,00	14,25	69



Para techo continuo, añadir marco / For continuous ceilings, add frame / Pour plafonds continus, ajouter un cadre



Ref.
A20C-804-01



Superficie
Surface
Saillie



p. 248

Suspensión
Pendant
Suspension



p. 276

SPLAT

Luminaria LED para techo registrable 60x60cm con bajo grado de deslumbramiento (difusor prismático) y posibilidad de regulación, también mediante detector crepuscular. Muy recomendable para oficinas, aulas y otras zonas de trabajo.

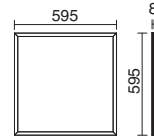
Mediante un accesorio permite también su uso en techos continuos.

LED fitting for suspended ceiling, in 60x60cm with low glare (prismatic diffuser) and dimmable option, also by twilight sensor. Highly recommended for offices, classrooms and other work areas.

Accessory available for use in continuous ceilings.

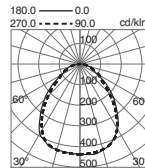
Plafonnier LED 60x60cm pour faux plafond, à faible taux d'éblouissement (diffuseur prismatique) et réglable, notamment par détecteur crépusculaire. Particulièrement recommandé pour les bureaux, les salles de classe et plus généralement les espaces de travail.

Peut également servir dans un plafond continu à l'aide d'un accessoire.



Para falso techo modular / For modular false ceiling / Pour faux plafond modulaires (600 x 600)


Ref.	W	lm	K	Dim.
804A-01	42W	3700lm	3000K	NO*
		3900lm	4000K	
	42W	3700lm	3000K	DALI
		3900lm	4000K	



804A-L3142B			804A-L3342B		
h (m)	d (m)	E (lux)	h (m)	d (m)	E (lux)
1,00	1,42	1682	1,00	1,42	1773
2,00	2,84	421	2,00	2,84	443
3,00	4,26	187	3,00	4,26	197
4,00	5,68	105	4,00	5,68	111
5,00	7,10	67	5,00	7,10	71



Para techo continuo, añadir marco / For continuous ceilings, add frame / Pour plafonds continus, ajouter un cadre



Ref.
A20C-804-01

Superficie
Surface
Saillie



Suspensión
Pendant
Suspension





KALE

Familia de downlights LED de distintos tamaños, aplicaciones, temperaturas de color... pero con un denominador común: la emisión del haz de luz de forma indirecta, complementado en algunos de los modelos también con luz directa.
Dos de los modelos permiten una fácil sustitución de luminarias ya instaladas gracias a su gran rango de diámetro de empotramiento.

Range of LED downlights in different sizes, applications, color temperatures... but with one common spec: indirect light beam, also complemented with direct light beam in some models.
Two of these models come with easy retrofit due to their wide recessing diameter range.

Famille de plafonniers LED de différentes dimensions, applications, températures de couleur... mais avec un dénominateur commun : l'émission lumière indirecte.
Grâce à leur vaste gamme de diamètres d'encastrement, deux des modèles permettent le remplacement facile des luminaires déjà installés.



KALE

ALU PC TRANS ALU PC IP 44

LED
SMD

15W | 110°



Ø165-175

LED COB + LED SMD

23W | 90°



Ø195-230

KALE

ALU ALU ALU PAINT IP 20

LED SMD

8W / 20W | 120° / 140°



Ø98 / Ø162

LED COB + LED SMD

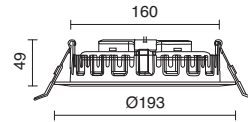
14W | 65°



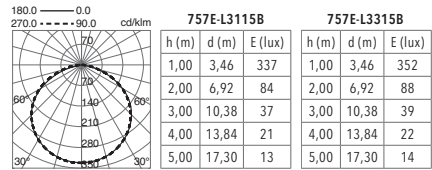
Ø105



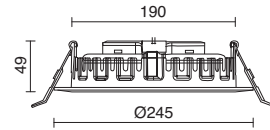
Standard colours **01**




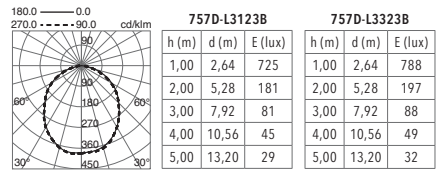
Ref.	W	lm	K
757E- -L3115B- -01	15W	1150lm	3000K
-L3315B-		1200lm	4000K



01 Blanco / White / Blanc

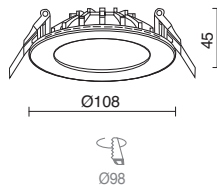


Ref.	W	lm	K
757D- L3123B-01	23W	1840lm	3000K
-L3323B-		2000lm	4000K

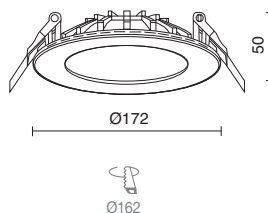
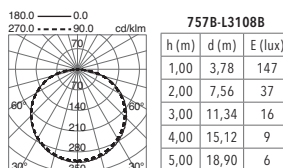




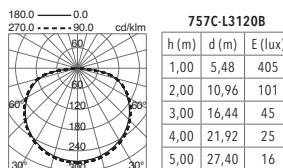
Standard colours **01**



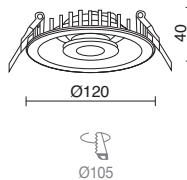
Ref.	W	lm	K
757B-L3108B-01	8W	470lm	3000K



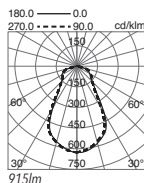
Ref.	W	lm	K
757C-L3120B-01	20W	1487lm	3000K



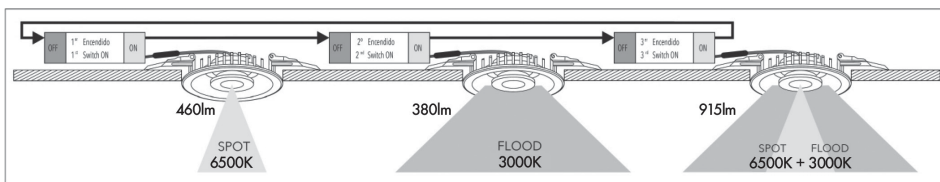
01 Blanco / White / Blanc



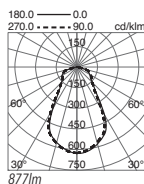
Ref.	W	lm	K
757A-L9814B-01	14W	460lm + 380lm	6500K + 3000K



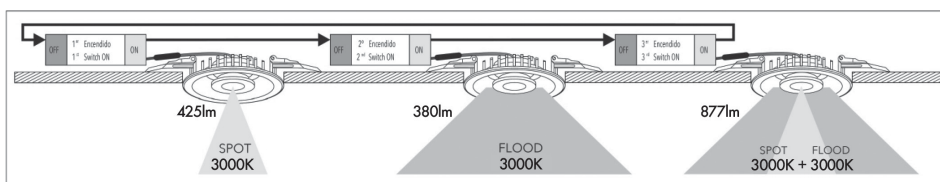
757A-L9814B		
h (m)	d (m)	E (lux)
1,00	1,26	572
2,00	2,52	143
3,00	3,78	64
4,00	5,04	36
5,00	6,30	23



Ref.	W	lm	K
757A-L0114B-01	14W	425lm + 380lm	3000K + 3000K



757A-L0114B		
h (m)	d (m)	E (lux)
1,00	1,26	548
2,00	2,52	137
3,00	3,78	61
4,00	5,04	34
5,00	6,30	22



CALYPSO

Downlight LED de bajo empotramiento fabricado en aluminio y difusor opal. Su discreción e IP44 permite su uso en multitud de aplicaciones. Dispone también de versión regulable.

Low-recessed LED downlight manufactured in aluminum and opal diffuser. Its IP44 and discrete design allow for its use in a wide range of applications. Dimmable version also available.

Plafonnier LED à encastrement bas fabriqué en aluminium et diffuseur opale. Sa discrétion et sa conformité à la norme IP44 permettent une multitude d'usages. Existe aussi en version réglable.

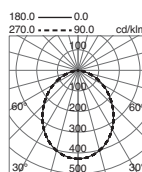




Standard colours **01**
 ▲ Upon request **02** **03**



Ref.	W	lm	K	Dim.
785A- -L3125B-	25W	1996lm	3000K	NO*
-L3325B-		2032lm	4000K	
-L31RPB-	25W	1996lm	3000K	PUSH
-L33RPB-		2032lm	4000K	



785A-L3125B			785A-L3325B		
h (m)	d (m)	E (lux)	h (m)	d (m)	E (lux)
1,00	3,45	791	1,00	3,45	805
2,00	6,90	198	2,00	6,90	201
3,00	10,35	88	3,00	10,35	89
4,00	13,80	49	4,00	13,80	50
5,00	17,25	32	5,00	17,25	32



01 Blanco / White / Blanc **02** Negro / Black / Noir **03** Gris / Grey / Gris

PANDORA

Familia de luminarias empotrables LED de techo con tres tamaños/potencias en versión circular y dos en cuadrada. Su IP44 refuerza su polivalencia. Posibilidad de regulación.

Range of recessed LED ceiling light fittings, in three sizes/wattages, one round version and two square versions. Its IP44 enhances its versatility. Dimmable.

Gamme de plafonniers LED encastrables sous trois dimensions/puissances en version ronde et deux en version carrée. Sa conformité à la norme IP44 ne le rend que plus polyvalent. Possibilité de réglage.

PANDORA

ALU IP
44

LED
COB

10W / 21W / 32W | 64° / 86° / 97°



Ø92 / Ø175 / Ø220

LED
COB

15W / 40W | 60° / 70°



128x128 / 180x180



Standard colours **01**
 ▲ Upon request **02** **03**



758A-



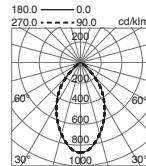
758B-



758C-



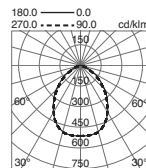
Ref.	W	lm	K	Dim.	
758A-	10W	-L3110B-	850lm	3000K	NO*
		-L3310B-	875lm	4000K	
	10W	-L31R2B-	850lm	3000K	PUSH DALI
		-L33R2B-	875lm	4000K	



758A-L3110B			758A-L3310B		
h (m)	d (m)	E (lux)	h (m)	d (m)	E (lux)
1,00	1,25	786	1,00	1,25	809
2,00	2,50	197	2,00	2,50	202
3,00	3,75	87	3,00	3,75	90
4,00	5,00	49	4,00	5,00	51
5,00	6,25	31	5,00	6,25	32



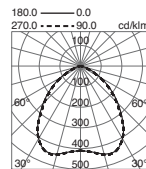
Ref.	W	lm	K	Dim.	
758B-	21W	-L3121B-	1780lm	3000K	NO*
		-L3321B-	1850lm	4000K	
	21W	-L31R2B-	1780lm	3000K	PUSH DALI
		-L33R2B-	1850lm	4000K	



758B-L3121B			758B-L3321B		
h (m)	d (m)	E (lux)	h (m)	d (m)	E (lux)
1,00	1,85	786	1,00	1,85	817
2,00	3,70	197	2,00	3,70	204
3,00	5,55	87	3,00	5,55	91
4,00	7,40	49	4,00	7,40	51
5,00	9,25	31	5,00	9,25	33



Ref.	W	lm	K	Dim.	
758C-	32W	-L3132B-	2850lm	3000K	NO*
		-L3332B-	3000lm	4000K	
	32W	-L31R2B-	2850lm	3000K	PUSH DALI
		-L33R2B-	3000lm	4000K	



758C-L3132B			758C-L3332B		
h (m)	d (m)	E (lux)	h (m)	d (m)	E (lux)
1,00	2,25	1073	1,00	2,25	1019
2,00	4,50	268	2,00	4,50	255
3,00	6,75	119	3,00	6,75	113
4,00	9,00	67	4,00	9,00	64
5,00	11,25	43	5,00	11,25	41



01 Blanco / White / Blanc 02 Negro / Black / Noir 03 Gris / Grey / Gris

PANDORA

Empotrables / Recessed / Encastrés

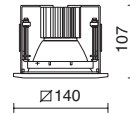
758



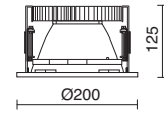
Standard colours **01**
 ▲ Upon request **02** **03**



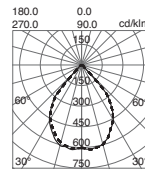
758D-



758E-



Ref.	W	lm	K	Dim.
-L3115B-	15W	1000lm	3000K	NO*
-L3315B-			4000K	
758D-	15W	1000lm	3000K	PUSH
-L31R2B-			4000K	
-L33R2B-			4000K	DALI



758D-L3115B

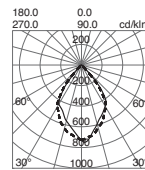
h (m)	d (m)	E (lux)
1,00	1,15	800
2,00	2,30	200
3,00	3,45	89
4,00	4,60	50
5,00	5,75	32

758D-L3315B

h (m)	d (m)	E (lux)
1,00	1,15	920
2,00	2,30	230
3,00	3,45	102
4,00	4,60	58
5,00	5,75	37



Ref.	W	lm	K	Dim.
-L3140B-	40W	2800lm	3000K	NO*
-L3340B-			4000K	
758E-	40W	2800lm	3000K	PUSH
-L31R2B-			4000K	
-L33R2B-			4000K	DALI



758E-L3140B

h (m)	d (m)	E (lux)
1,00	1,40	2560
2,00	2,80	640
3,00	4,20	284
4,00	5,60	160
5,00	7,00	102

758E-L3340B

h (m)	d (m)	E (lux)
1,00	1,40	2960
2,00	2,80	740
3,00	4,20	329
4,00	5,60	185
5,00	7,00	118




01 Blanco / White / Blanc **02** Negro / Black / Noir **03** Gris / Grey / Gris

LEN

Empotrable pintable de yeso tanto cuadrado como circular, queda completamente integrado en el techo y hace que la luz sea la única protagonista.

Paintable plaster shapes fitting, available both square and round, fully integrated into the ceiling and making the light to be at the focus of attention.

Encastrable de plâtre à peindre, carré ou rond, s'intégrant parfaitement au plafond et laissant le premier rôle à la lumière proprement dite.



LEN

TRIMLESS

PLASTER

IP
20

LED Retrofit / OR-CBC 51 | 50W



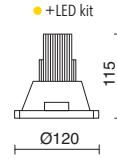
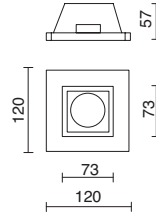
∅124x124



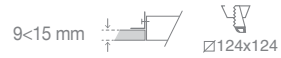
∅124x124



TRIMLESS

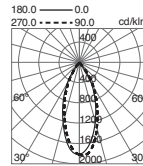


Ref.		V	W
798A-G21X1B-01	GU10 LED Retrofit QPAR-16	230V	50W



Accesorios / Accessories / Accessoires

• LED kit	Ref.	W	lm	K	Dim.
	-L3108B-	8W	766lm	3000K	NO*
	-L3308B-		803lm	4000K	
	-L31R1B-	8W	766lm	3000K	1-10V PUSH
	-L33R1B-		803lm	4000K	
	-L31RDB-	8W	766lm	3000K	DALI
	-L33RDB-		803lm	4000K	



729A-L3108B		
h (m)	d (m)	E (lux)
1,00	0,75	1404
2,00	1,50	351
3,00	2,25	156
4,00	3,00	88
5,00	3,75	56

729A-L3308B		
h (m)	d (m)	E (lux)
1,00	0,75	1476
2,00	1,50	369
3,00	2,25	164
4,00	3,00	92
5,00	3,75	59

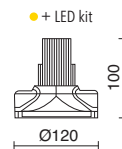
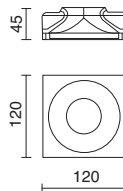


Se recomienda el uso de papel de lija en la superficie antes de aplicar pintura para techo.
It is recommended to sand the surface of the luminaire with fine grain sandpaper.
Avant d'appliquer la peinture toit, poncer la surface du luminaire avec du papier de verre à grains fins.



PLASTER

Standard colours 01

TRIMLESS



Ref.		V	W
798B-G21X1B-01	GU10 LED Retrofit QPAR-16	230V	50W

9<15 mm   Ø124x124

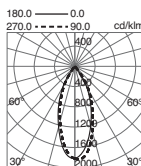
EXCL.  IP 20

Accesorios / Accessories / Accessoires

• LED kit

Ref.	W	lm	K	Dim.
-L3108B-	8W	766lm	3000K	NO*
-L3308B-		803lm	4000K	
-L31R1B-	8W	766lm	3000K	1-10V PUSH
-L33R1B-		803lm	4000K	
-L31RDB-	8W	766lm	3000K	DALI
-L33RDB-		803lm	4000K	

LED COB  40°  * FP 0,95k **CRI >85**



729A-L3108B			729A-L3308B		
h (m)	d (m)	E (lux)	h (m)	d (m)	E (lux)
1,00	0,75	1404	1,00	0,75	1476
2,00	1,50	351	2,00	1,50	369
3,00	2,25	156	3,00	2,25	164
4,00	3,00	88	4,00	3,00	92
5,00	3,75	56	5,00	3,75	59



Se recomienda el uso de papel de lija en la superficie antes de aplicar pintura para techo.
It is recommended to sand the surface of the luminaire with fine grain sandpaper.
Avant d'appliquer la peinture toit, poncer la surface du luminaire avec du papier de verre à grains fins.

01 Blanco / White / Blanc

ARUBAS

Luminaria de inducción con dos tamaños con reflector de alta pureza y difusor transparente y bajo mantenimiento que permite su instalación en espacios de difícil acceso.

Induction light fitting in two sizes, high purity reflector and transparent, low maintenance diffuser which allows for it to be installed in places with difficult access.

Luminaire à induction en deux dimensions avec réflecteur d'une grande pureté et diffuseur transparent et réclamant peu d'entretien, ce qui permet son installation dans des espaces d'accès difficile.

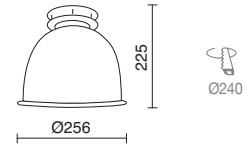


Standard colours 01

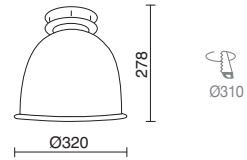
▲ Upon request 02 03



Ref.		W	K
756A-P3355B-01	MASTER QL <i>(included)</i>	55W	4000K
		IP 44	



Ref.		W	K
756B-P3385B-01	MASTER QL <i>(included)</i>	85W	4000K
		IP 44	



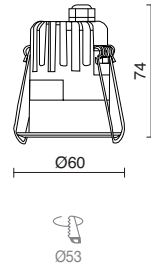


JANO

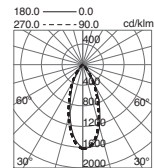
Mini-empotrables LED con IP65 con aplicaciones múltiples en baños, vestuarios, porches...

Mini-recessed LED fittings with IP65, suitable for cloakrooms, changing rooms, porches...

Min encastrables LED IP65 à applications multiples dans les salles d'eau, les vestiaires, les porches...

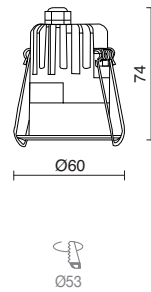


Ref.	W	lm	K
818A-L3108B-01	6,5W	675lm	3000K

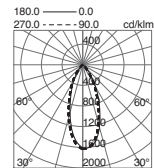


818A-L3108B

h (m)	d (m)	E (lux)
1,00	0,74	983
2,00	1,48	246
3,00	2,22	109
4,00	2,96	61
5,00	3,70	39



Ref.	W	lm	K
818B-L3108B-01	6,5W	675lm	3000K



818B-L3108B

h (m)	d (m)	E (lux)
1,00	0,74	983
2,00	1,48	246
3,00	2,22	109
4,00	2,96	61
5,00	3,70	39

PEGASO



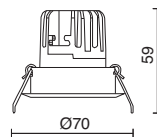
Pequeños empotrables LED con versión fija y orientable. Gracias a su IP65 se puede instalar tanto en baños como zonas exteriores.

Small recessed LED fittings with fixed and tilt versions. Thanks to their IP65 they can be used in bathrooms and outdoor areas.

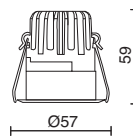
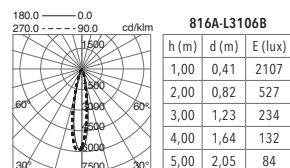
Petits encastrables LED en version fixe et orientable. Sa classification IP65 permet son installation dans les salles d'eau ou en extérieur.



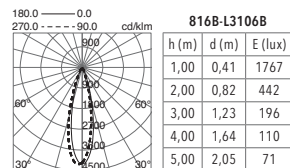
Standard colours **01**



Ref.	W	lm	K
816A-L3106B-01	4,5W	470lm	3000K



Ref.	W	lm	K
816B-L3106B-01	4,5W	470lm	3000K



01 Blanco / White / Blanc

PALMA



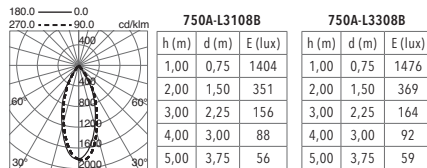
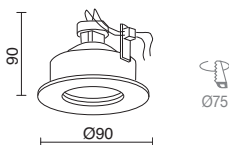
Luminaria de aluminio IP65 con diversas posibilidades de fuentes de luz y múltiples acabados que le permite adaptarse a cualquier decoración, desde la más funcional a la más sofisticada. Muy buena solución para baños, porches...

IP65 aluminum light fitting with a wide range of options for light sources and different finishes for adapting to any decoration, from the most functional to the more sophisticated. A great solution for bathrooms, porches...

Luminaire d'aluminium IP65 avec plusieurs sources possibles de lumière et de nombreuses finitions permettant l'adaptation à tous les styles décoratifs, du plus fonctionnel au plus raffiné. Très bonne solution pour les salles d'eau, les porches...



Standard colours 01 02 30 32 45 49
▲ Upon request 47 49



Ref.	W	lm	K	Dim.	
750A-	-L3108B-	8W	766lm	3000K	NO*
	-L3308B-		803lm	4000K	
	-L31R1B-	8W	766lm	3000K	1-10V
	-L33R1B-		803lm	4000K	PUSH
	-L31RDB-	8W	766lm	3000K	DALI
	-L33RDB-		803lm	4000K	
750A-	-L3108B-	8W	766lm	3000K	NO*
	-L3308B-		803lm	4000K	
	-L31R1B-	8W	766lm	3000K	1-10V
	-L33R1B-		803lm	4000K	PUSH
	-L31RDB-	8W	766lm	3000K	DALI
	-L33RDB-		803lm	4000K	
750A-	-L3108B-	8W	766lm	3000K	NO*
	-L3308B-		803lm	4000K	
	-L31R1B-	8W	766lm	3000K	1-10V
	-L33R1B-		803lm	4000K	PUSH
	-L31RDB-	8W	766lm	3000K	DALI
	-L33RDB-		803lm	4000K	

Ref.	V	W		
750A-G23X1D-	-01	LED Retrofit QR-CBC 51	12V	50W max.
	-02			
750A-G23X1D-	30	LED Retrofit QR-CBC 51	12V	50W max.
750A-G23X1D-	-32	LED Retrofit QR-CBC 51	12V	50W max.
	-45			
	-48			



Ref.	V	W		
750A-G42X1B-	-01	LED Retrofit QPAR-16	230V	50W max.
	-02			
750A-G42X1B-	30	LED Retrofit QPAR-16	230V	50W max.
750A-G42X1B-	-32	LED Retrofit QPAR-16	230V	50W max.
	-45			
	-48			



LED COB 40° IP 65 FP 0,95 * CRI > 85

Accesorios / Accessories / Accessoires

	Ref.	V	W	Hz	Dim.
<ul style="list-style-type: none"> ● Transformador electrónico 12V independiente ● Independent electronic transformer 12V ● Alimentation électronique 12V indépendant 	B02T-X3360D-02	IN: 220-240V	Hal 10 - 60W		L-C
	B02T-X3370D-02	OUT: 12V	Hal 1 - 70W LED 1 - 50W	50/60 Hz	C

01 Blanco / White / Blanc 02 Negro / Black / Noir 30 Inox / Stainless steel / Acier inoxydable 32 Cromo / Chrome / Chromé 45 Cromado mate / Matt chrome / Chromé mat 47 Oro / Gold / Or 49 Niquel mate / Matt nickel / Nickel mat 49 Oro envejecido / Antique gold / Or vieille

CARPO

Pequeña familia de luminarias IP65 tanto en versión LED como para otras fuentes de luz a tener en cuenta en la iluminación de baños y vestuarios.

Small range of IP65 light fittings available in both LED and other light sources, to be considered for lighting bathrooms and changing rooms.

Petite gamme de luminaires IP65 en version LED ou autre, à envisager pour l'éclairage de salles de bain et de vestiaires.



CARPO

ZAMAK IP 65

LED Retrofit / QR-CBC 51 | 50W

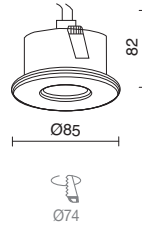


Ø74

LED COB 15W | 825lm | 3000K | 58°



Ø75



Ref.		V	W
781B-G23X1D-01	<ul style="list-style-type: none"> ● GU5.3 LED Retrofit QR-CBC 51	12V	50W max.



Ref.		V	W
781B-G42X1B-01	GU10 LED Retrofit QPAR-16	230V	50W max.

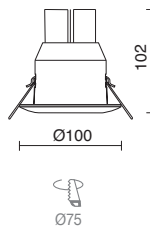


Accesorios / Accessories / Accessoires

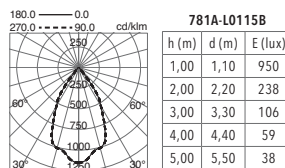
Distanciador Support bar Anti-traction	Ref. A48A-780-00	
--	----------------------------	--

	Ref.	V	W	Hz	Dim.
● Transformador electrónico 12V independiente	B02T-X3360D-02	IN: 220-240V	Hal 10 - 60W	50/60 Hz	L-C
● Independent electronic transformer 12V	B02T-X3370D-02	OUT: 12V	Hal 1 - 70W LED 1 - 50W		C






Ref.	W	lm	K
781A-L0115B-01	15W	825lm	3000K



LEDA



Luminarias empotrables y orientables con bajo grado de deslumbramiento al quedar la fuente de luz retrasada respecto a la superficie del techo. Más que recomendable para zonas de estar, habitaciones de hotel, pasillos... Posibilidad de regulación.

Recessed and tilt light fittings with low glare, as the light source is recessed into the surface of the ceiling. Highly recommended for sitting rooms, hotel rooms, hallways... Optional dimming.

Luminaire encastrables et orientables faiblement éblouissants car la source se trouve en retrait par rapport à la surface du plafond. Particulièrement recommandé pour les salles de séjour, chambres d'hôtel, couloirs... Réglage possible.

LEDA

ALU

IP
30

LED Retrofit / QR-CBC 51 | 50W



Ø76

LED
COB IP
20

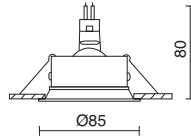
9W | 680lm | 3000K / 4000K | 40°



Ø88



Standard colours **01** **02** **03**



Ref.		V	W
752A-G23X1D-	-01	12	50W max.
	-02		
	-03		
	• Gx5.3 LED Retrofit QR-CBC 51		



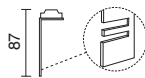
Ref.		V	W
752A-G42X1B-	-01	230V	50W max.
	-02		
	-03		
	GU10 LED Retrofit QPAR-16		



Accesorios / Accessories / Accessoires

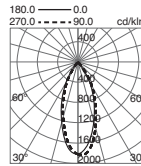
Distanciador
Support bar
Anti-traction

Ref.
A48A-752-00



• LED kit

Ref.	W	lm	K	Dim.	
729A-	8W	-L3108B-	766lm	3000K	NO*
		-L3308B-	803lm	4000K	
	8W	-L31R1B-	766lm	3000K	1-10V
		-L33R1B-	803lm	4000K	PUSH
	8W	-L31RDB-	766lm	3000K	DALI
		-L33RDB-	803lm	4000K	



729A-L3108B			729A-L3308B		
h (m)	d (m)	E (lux)	h (m)	d (m)	E (lux)
1,00	0,75	1404	1,00	0,75	1476
2,00	1,50	351	2,00	1,50	369
3,00	2,25	156	3,00	2,25	164
4,00	3,00	88	4,00	3,00	92
5,00	3,75	56	5,00	3,75	59

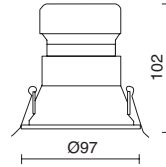


	Ref.	V	W	Hz	Dim.
• Transformador electrónico 12V independiente	B02T-X3360D-02	IN:	Hal 10 - 60W	50/60 Hz	L-C
• Independent electronic transformer 12V	B02T-X3370D-02	220-240V	Hal 1 - 70W		C
• Alimentation électronique 12V indépendant		OUT: 12V	LED 1 - 50W		

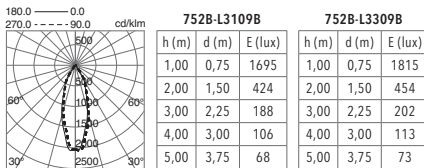


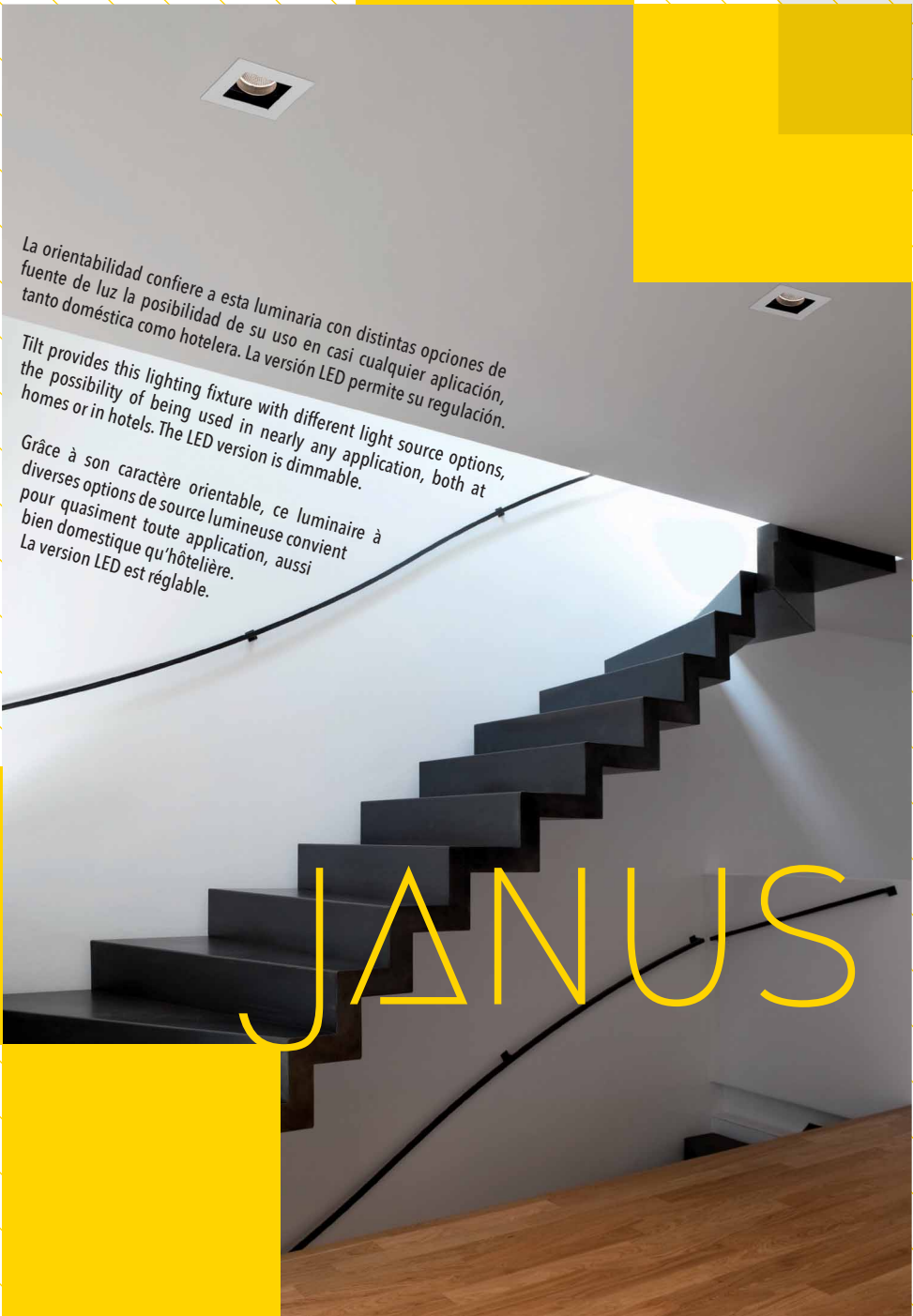


ORIENTABLE



Ref.	W	lm	K	Dim.
-L3109B-	9W	720lm	3000K	NO
-L3309B-		770lm	4000K	
752B-	9W	-L31R1B-	720lm 3000K	1-10V PUSH
		-L33R1B-	770lm 4000K	
-L31RDB-	9W	720lm	3000K	DALI
-L33RDB-		770lm	4000K	





La orientabilidad confiere a esta luminaria con distintas opciones de fuente de luz la posibilidad de su uso en casi cualquier aplicación, tanto doméstica como hotelera. La versión LED permite su regulación.

Tilt provides this lighting fixture with different light source options, the possibility of being used in nearly any application, both at homes or in hotels. The LED version is dimmable.

Grâce à son caractère orientable, ce luminaire à diverses options de source lumineuse convient pour quasiment toute application, aussi bien domestique qu'hôtelière. La version LED est réglable.

JANUS

JANUS

ALU IP
20

LED Retrofit / QR-CBC 51 | 50W



ALU IP
44

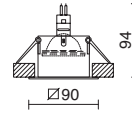
LED
COB

9W | 680lm | 3000K





Standard colours 01 03



Ref.		V	W
782A-G23X1D-	-01 -03	12V	50W max.
	● Gx5.3 LED Retrofit QR-CBC 51		



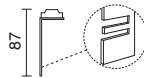
Ref.		V	W
782A-G42X1B-	-01 -03	230V	50W max.
	● GU10 LED Retrofit QPAR-16		



Accesorios / Accessories / Accessoires

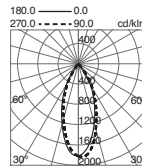
Distanciador
Support bar
Anti-traction

Ref.
A48A-752-00



● LED kit

Ref.	W	lm	K	Dim.	
729A-	-L3108B-	8W	766lm	3000K	NO*
	-L3308B-		803lm	4000K	
	-L31R1B-	8W	766lm	3000K	1-10V PUSH
	-L33R1B-		803lm	4000K	
	-L31RDB-	8W	766lm	3000K	DALI
	-L33RDB-		803lm	4000K	



729A-L3108B

729A-L3308B

h (m)	d (m)	E (lux)
1,00	0,75	1404
2,00	1,50	351
3,00	2,25	156
4,00	3,00	88
5,00	3,75	56

h (m)	d (m)	E (lux)
1,00	0,75	1476
2,00	1,50	369
3,00	2,25	164
4,00	3,00	92
5,00	3,75	59



- Transformador electrónico 12V independiente
- Independent electronic transformer 12V
- Alimentation électronique 12V indépendant

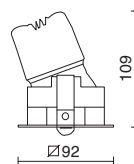


Ref.	V	W	Hz	Dim.
B02T-X3360D-02	IN: 220-240V	Hal 10 - 60W	50/60 Hz	L-C
B02T-X3370D-02	OUT: 12V	Hal 1 - 70W LED 1 - 50W		C

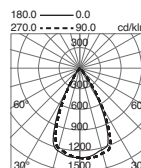
01 Blanco / White / Blanc 03 Gris / Grey / Gris



Standard colours **01**
 ▲ Upon request **02** **03**

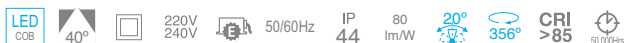


Ref.	W	Im	K	Dim.
-L3109B-				NO*
782B- -L31R1B- -01	9W	680lm	3000K	1-10V PUSH
-L31RDB-				DALI



782B-L3109B

h (m)	d (m)	E (lux)
1,00	0,75	1600
2,00	1,50	400
3,00	2,25	178
4,00	3,00	100
5,00	3,75	64



01 Blanco / White / Blanc **02** Negro / Black / Noir **03** Gris / Grey / Gris

ECLIPSE

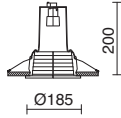
Luminaria empotrable con elemento antideslumbrante de discreto diseño usable tanto en el ámbito doméstico como el hotelero.

Discreetly designed recessed light fitting with anti-glare, for use in homes and hotels.

Luminaire encastrable avec élément anti-éblouissement à la ligne discrète utilisable à la fois en milieu domestique et hôtelier.

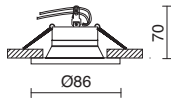


Standard colours 01 02 03
 ▲ Upon request 32



Ref.			W	
736A-G05X1B-	-01	LED Retrofit	E27	1x 250W max.
	-02	PAR38		
	-03	R-125		

□ 220V 240V 50/60Hz IP 20



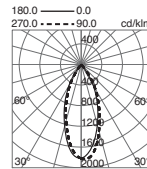
Ref.			V	W
736B-G23X1D-	-01	LED Retrofit	12V	50W max.
	-02	● GU5.3		
	-03	QR-CBC 51		



Ref.			V	W
736B-G42X1B-	-01	LED Retrofit	230V	50W max.
	-02	GU10		
	-03	QPAR-16		



Ref.	W	lm	K	Dim.
-L3108B-	8W	766lm	3000K	NO*
-L3308B-		803lm	4000K	
736B-	8W	766lm	3000K	1-10V
		803lm	4000K	PUSH
-L31RDB-	8W	766lm	3000K	DALI
-L33RDB-		803lm	4000K	



736B-L3108B			736B-L3308B		
h (m)	d (m)	E (lux)	h (m)	d (m)	E (lux)
1,00	0,75	1404	1,00	0,75	1476
2,00	1,50	351	2,00	1,50	369
3,00	2,25	156	3,00	2,25	164
4,00	3,00	88	4,00	3,00	92
5,00	3,75	56	5,00	3,75	59



Accesorios / Accessories / Accessoires

	Ref.	V	W	Hz	Dim.
● Transformador electrónico 12V independiente	B02T-X3360D-02	IN: 220-240V OUT: 12V	Hal 10 - 60W	50/60 Hz	L-C
● Independent electronic transformer 12V	B02T-X3370D-02		Hal 1 - 70W 1 - 50W		C





SILVER

Multitud de fuentes de luz (también LED), multitud de opciones de regulación, y sobre todo...hasta un total de seis acabados estándar y otros dos bajo demanda otorgan a este elegante empotrable una polivalencia extraordinaria. También existe versión suspendida.

Wide range of light sources (including LED), many dimming options, and especially...up to six standard finishes and on request this elegant recessed light with extraordinary versatility. Also available in suspended version.

Sources de lumière (y compris LED), options de réglage multiples et surtout... jusqu'à six finitions standard et deux autres sur demande ; tout cela rend cet élégant encastrable extraordinairement polyvalent. Existe aussi en version suspendue.

SILVER

Empotrables / Recessed / Encastrés

737

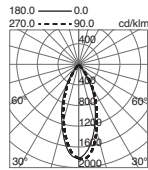


Standard colours 01 02 03

▲ Upon request 32 45 87 48 49



Ref.	W	lm	K	Dim.
-L3108B-	8W	766lm	3000K	NO*
-L3308B-	8W	803lm	4000K	
737A-				
-L31R1B- -01	8W	766lm	3000K	1-10V
-L33R1B- -02	8W	803lm	4000K	PUSH
-L33R1B- -03	8W	803lm	4000K	
-L31RDB-	8W	766lm	3000K	DALI
-L33RDB-	8W	803lm	4000K	



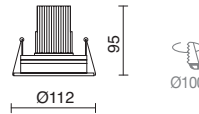
737A-L3108B

737A-L3308B

h (m)	d (m)	E (lux)	h (m)	d (m)	E (lux)
1,00	0,75	1404	1,00	0,75	1476
2,00	1,50	351	2,00	1,50	369
3,00	2,25	156	3,00	2,25	164
4,00	3,00	88	4,00	3,00	92
5,00	3,75	56	5,00	3,75	59



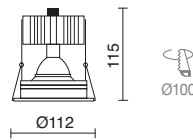
LED COB 40° IP 30 *FP 0,95 CRI >85



Ref.	V	W
737A-G23X1D- -01	12V	50W
-02		
-03		

EXCL. IP 30

LED Retrofit
● GU5.3
QR-CBC 51



Ref.	V	W
737A-G21X1B- -01	230V	50W
-02		
-03		

EXCL. IP 30

LED Retrofit
GU10
QPAR-16



Con aro de preinstalación.
With pre-installation frame.
Avec anneau de preinstallation.



Accesorios / Accessories / Accessoires

	Ref.	V	W	Hz	Dim.
● Transformador electrónico 12V independiente	B02T-X3360D-02	IN:	Hal 10 - 60W		L-C
● Independent electronic transformer 12V	B02T-X3370D-02	220-240V	Hal 1 - 70W	50/60 Hz	C
● Alimentation électronique 12V indépendant		OUT: 12V	LED 1 - 50W		



Suspensión
Pendant
Suspension



p. 312

01 Blanco / White / Blanc 02 Negro / Black / Noir 03 Gris / Grey / Gris 32 Cromo / Chrome / Chromé 45 Cromado mate / Matt chrome / Chromé mat 46 Oro / Gold / Or
48 Niquel mate / Matt nickel / Nickel mat 49 Oro envejecido / Antique gold / Or vieille

NIX

Nuestro discreto pequeño gran empotrable.
Multitud de versiones y aplicaciones: circular/
cuadrado, fijo/orientable, LED/retrofit...

Our discrete, little big recessed fitting. Comes
in a range of versions and applications: round/
square, fixed/fit, LED/retrofit...

Notre petit grand encastrable. Existe en une
foible de versions et d'applications: rond/carré,
fixe/orientable, à LED/retrofit...



NIX

ALU

IP
20

LED Retrofit / QR-CBC 51 | 50W



Ø65



Ø65

LED
COB

IP
44

8W | 680lm | 3000K | 40°



Ø72



Ø72

NIX

ALU

IP 20 

LED Retrofit / QR-CBC 51 | 50W



Ø75



Ø75

LED COB

IP 30

15° 

8W | 680lm | 3000K | 40°




Ø76



Ø76



Standard colours 01 45 48



Ref.	V	W
780A-G23X1D-01	12V	50W max.
	● GU5.3 LED Retrofit QR-CBC 51	
780A-G23X1D-45-48	12V	50W max.
	● GU5.3 LED Retrofit QR-CBC 51	

Ref.	V	W
780B-G23X1D-01	12V	50W max.
	● GU5.3 LED Retrofit QR-CBC 51	
780B-G23X1D-45-48	12V	50W max.
	● GU5.3 LED Retrofit QR-CBC 51	



Ref.	V	W
780A-G42X1B-01	230V	50W max.
	● GU10 LED Retrofit QPAR-16	
780A-G42X1B-45-48	230V	50W max.
	● GU10 LED Retrofit QPAR-16	

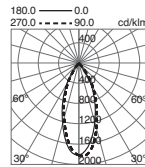
Ref.	V	W
780B-G42X1B-01	230V	50W max.
	● GU10 LED Retrofit QPAR-16	
780B-G42X1B-45-48	230V	50W max.
	● GU10 LED Retrofit QPAR-16	



Accesorios / Accessories / Accessoires

Distanciador Support bar Anti-traction	Ref. A48A-780-00	
--	---------------------	--

● LED kit	Ref.	W	lm	K	Dim.
	-L3108B-	8W	766lm	3000K	NO*
	-L3308B-		803lm	4000K	
	-L31R1B-	8W	766lm	3000K	1-10V
	-L33R1B-		803lm	4000K	PUSH
	-L31RDB-	8W	766lm	3000K	DALI
	-L33RDB-		803lm	4000K	

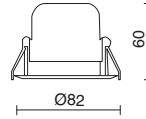


729A-L3108B			729A-L3308B		
h (m)	d (m)	E (lux)	h (m)	d (m)	E (lux)
1,00	0,75	1404	1,00	0,75	1476
2,00	1,50	351	2,00	1,50	369
3,00	2,25	156	3,00	2,25	164
4,00	3,00	88	4,00	3,00	92
5,00	3,75	56	5,00	3,75	59

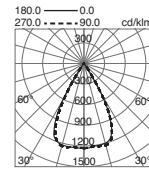


	Ref.	V	W	Hz	Dim.
● Transformador electrónico 12V independiente	B02T-X3360D-02	IN: 220-240V	Hal 10 - 60W		L-C
● Independent electronic transformer 12V	B02T-X3370D-02	OUT: 12V	Hal 1 - 70W	50/60 Hz	C
● Alimentation électronique 12V indépendant			LED 1 - 50W		

01 Blanco / White / Blanc 45 Cromado mate / Matt chrome / Chromé mat 48 Níquel mate / Matt nickel / Nickel mat

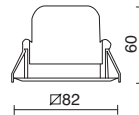


Ref.	W	lm	K	Dim.
-L3108B-				NO
780C- -L31R1B- -01	8W	680lm	3000K	1-10V PUSH
-L31RDB-				DALI

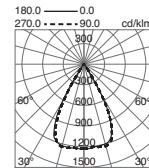


780C-L3108B

h (m)	d (m)	E (lux)
1,00	0,75	1360
2,00	1,50	340
3,00	2,25	151
4,00	3,00	85
5,00	3,75	54



Ref.	W	lm	K	Dim.
-L3108B-				NO
780D- -L31R1B- -01	8W	680lm	3000K	1-10V PUSH
-L31RDB-				DALI



780D-L3108B

h (m)	d (m)	E (lux)
1,00	0,75	1360
2,00	1,50	340
3,00	2,25	151
4,00	3,00	85
5,00	3,75	54





Standard colours **01** **45** **46**



Ref.	V	W
780E-G23X1D-01	12V	50W max.
LED Retrofit • GU5.3 QR-CBC 51		
780E-G23X1D-45 -48	12V	50W max.
LED Retrofit • GU5.3 QR-CBC 51		



Ref.	V	W
780F-G23X1D-01	12V	50W max.
LED Retrofit • GU5.3 QR-CBC 51		
780F-G23X1D-45 -48	12V	50W max.
LED Retrofit • GU5.3 QR-CBC 51		



Ref.	V	W
780E-G42X1B-01	230V	50W max.
LED Retrofit GU10 QPAR-16		
780E-G42X1B-45 -48	230V	50W max.
LED Retrofit GU10 QPAR-16		



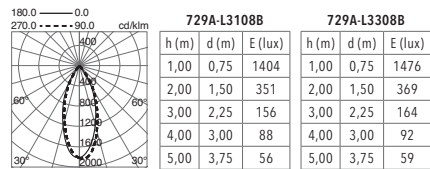
Ref.	V	W
780F-G42X1B-01	230V	50W max.
LED Retrofit GU10 QPAR-16		
780F-G42X1B-45 -48	230V	50W max.
LED Retrofit GU10 QPAR-16		



Accesorios / Accessories / Accessoires

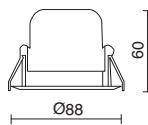
Distanciad Support bar Anti-traction	Ref. A48A-780-00	
--	----------------------------	--

LED kit	Ref.	W	lm	K	Dim.
	-L3108B-	8W	766lm	3000K	NO*
	-L3308B-		803lm	4000K	
	-L31R1B-	8W	766lm	3000K	1-10V PUSH
	-L33R1B-		803lm	4000K	
	-L31RDB-	8W	766lm	3000K	DALI
	-L33RDB-		803lm	4000K	

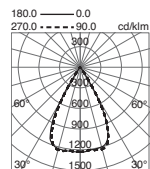


	Ref.	V	W	Hz	Dim.
• Transformador electrónico 12V independiente	B02T-X3360D-02	IN: 220-240V OUT: 12V	Hal 10 - 60W	50/60 Hz	L-C
• Independent electronic transformer 12V	B02T-X3370D-02		Hal 1 - 70W LED 1 - 50W		C
• Alimentation électronique 12V indépendant					

01 Blanco / White / Blanc **45** Cromado mate / Matt chrome / Chromé mat **46** Níquel mate / Matt nickel / Nickel mat

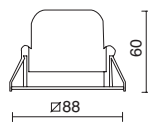


Ref.	W	lm	K	Dim.
-L3108B-				NO
780G- <u>-L31R1B-</u> -01	8W	680lm	3000K	1-10V PUSH
-L31RDB-				DALI

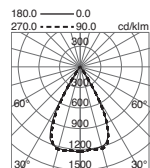


780G-L3108B

h (m)	d (m)	E (lux)
1,00	0,75	1360
2,00	1,50	340
3,00	2,25	151
4,00	3,00	85
5,00	3,75	54



Ref.	W	lm	K	Dim.
-L3108B-				NO
780H- <u>-L31R1B-</u> -01	8W	680lm	3000K	1-10V PUSH
-L31RDB-				DALI



780H-L3108B

h (m)	d (m)	E (lux)
1,00	0,75	1360
2,00	1,50	340
3,00	2,25	151
4,00	3,00	85
5,00	3,75	54



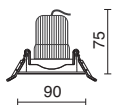


INEL

Completa colección de empotrables de techo fabricado en aluminio de líneas limpias y sobrias de forma circular y cuadrada. En ambas además tenemos la opción fija y orientable. Lo podremos instalar tanto a nivel doméstico como en restaurantes, establecimientos hoteleros...

Complete collection of ceiling-recessed fittings manufactured in aluminum with clean and simple lines in circular and square shapes. Both also come in fixed or swiveling options. They can be installed in domestic settings as well as in restaurants, hotels, etc.

Gamme complète de plafonniers encastrables fabriqués en aluminium, aux lignes propres et sobres, carrés ou circulaires. Les deux modèles sont proposés avec l'option fixe ou orientable. À installer dans les résidences privées et les restaurants, les établissements hôteliers, etc.

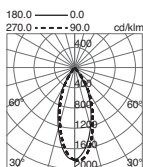


• LED kit

Ref.	W	lm	K	Dim.
-L3108B-	8W	766lm	3000K	NO*
-L3308B-		803lm	4000K	
-L31R1B-	8W	766lm	3000K	1-10V PUSH
-L33R1B-		803lm	4000K	
-L31RDB-	8W	766lm	3000K	DALI
-L33RDB-		803lm	4000K	



729A-

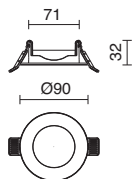


729A-L3108B			729A-L3308B		
h (m)	d (m)	E (lux)	h (m)	d (m)	E (lux)
1,00	0,75	1404	1,00	0,75	1476
2,00	1,50	351	2,00	1,50	369
3,00	2,25	156	3,00	2,25	164
4,00	3,00	88	4,00	3,00	92
5,00	3,75	56	5,00	3,75	59



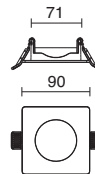
Ref.
A13A-631-01

IP
20



Ref.
A13B-631-01

IP
65



Ref.
A13C-631-01

IP
65



Ref.
A13C-631-01

IP
20



KOS

Este empotrable ofrece diversas versiones. La más moderna en LED o las más clásicas en GU5,3 o GU10. Los aros KOS se ofrecen en diversos acabados y además existe la posibilidad de hacer acabados especiales bajo pedido.

This recessed fitting comes in different versions. The more modern version in LED or more traditional ones in GU5.3 or GU10. KOS rings provide multiple finishes, as well as allowing for special finishes subject to order.

Cet encastrable existe en plusieurs versions. La version plus moderne avec LED ou les plus classiques avec GU5.3 ou GU10. Les colorettes KOS présentent diverses finitions, et la réalisation de finitions particulières est possible sur demande.

KOS

ACER ACER IP 20

LED
COB

8W | 620lm | 3000K / 4000K



Ø85

LED Retrofit QR-CBC 51 / QPAR-16 | 50W max.



Ø85

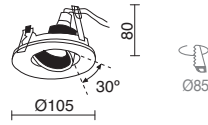
LED Retrofit QR-CBC 51 / QPAR-16 | 50W max.



Ø85

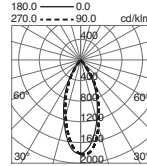


Standard colours 01 02 03 45 48
 ▲ Upon request 32 47 49



Ref.	W	lm	K	Dim.
749A-	8W	-L3108B-	766lm 3000K	NO*
		-L3308B-	803lm 4000K	
	8W	-L31R1B- -01	766lm 3000K	1-10V PUSH
		-L33R1B- -02	803lm 4000K	
		-L33R1B- -03	803lm 4000K	
	8W	-L31RDB-	766lm 3000K	DALI
-L33RDB-		803lm 4000K		

749A-	8W	-L3108B-	766lm 3000K	NO*
		-L3308B-	803lm 4000K	
	8W	-L31R1B- -45	766lm 3000K	1-10V PUSH
		-L33R1B- -48	803lm 4000K	
		-L33R1B- -48	803lm 4000K	
	8W	-L31RDB-	766lm 3000K	DALI
-L33RDB-		803lm 4000K		

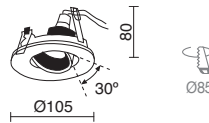


749A-L3108B

h (m)	d (m)	E (lux)
1,00	0,75	1404
2,00	1,50	351
3,00	2,25	156
4,00	3,00	88
5,00	3,75	56

749A-L3308B

h (m)	d (m)	E (lux)
1,00	0,75	1476
2,00	1,50	369
3,00	2,25	164
4,00	3,00	92
5,00	3,75	59



Ref.	V	W
749A-G23X1D-	12V	-01 LED Retrofit
		-02 ● GU5.3
		-03 QR-CBC 51 50W max.
749A-G23X1D-	12V	-45 LED Retrofit
		-48 ● GU5.3
		-48 QR-CBC 51 50W max.

Ref.	V	W
749A-G42X1B-	230V	-01 LED Retrofit
		-02 GU10
		-03 QPAR-16 50W max.
749A-G42X1B-	230V	-45 LED Retrofit
		-48 GU10
		-48 QPAR-16 50W max.

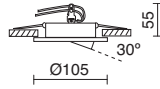


Accesorios / Accessories / Accessoires (pag.133)

01 Blanco / White / Blanc 02 Negro / Black / Noir 03 Gris / Grey / Gris 32 Cromo / Chrome / Chromé 45 Cromado mate / Matt chrome / Chromé mat
 47 Oro / Gold / Or 48 Niquel mate / Matt nickel / Nickel mat 49 Oro envejecido / Antique gold / Or vieille



Standard colours 01 02 03



Ref.		V	W
749B-G23X1D-	-01	12V	50W max.
	-02		
	-03		
	● GU5.3	LED Retrofit	QR-CBC 51

Ref.		V	W
749B-G42X1B-	-01	230V	50W max.
	-02		
	-03		
	● GU10	LED Retrofit	QPAR-16



Accesorios / Accessories / Accessoires

Para / For / Pour (749A / 749B)	Ref.	V	W	Hz	Dim.
<ul style="list-style-type: none"> ● Transformador electrónico 12V independiente ● Independent electronic transformer 12V ● Alimentation électronique 12V indépendant 	B02T-X3360D-02	IN: 220-240V	Hal 10 - 60W	50/60 Hz	L-C
	B02T-X3370D-02	OUT: 12V	Hal 1 - 70W LED 1 - 50W		C



KORE

El modelo KORE tiene tanto versión simple como doble, ambas orientables y con fuente de luz LED. Muy práctico tanto en viviendas como hoteles.

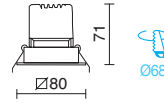
The KORE model comes in both single and double versions, both of which tilt and with LED light source. Very practical for homes and hotels.

Le modèle KORE existe en version simple et double, toujours orientable et avec sources lumineuses LED. Très pratique aussi bien à la maison que dans les hôtels.

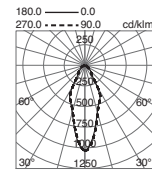
El modelo KORE tiene tanto versión simple como doble, ambas orientables y con fuente de luz LED. Muy práctico tanto en viviendas como hoteles.



Standard colours **01**

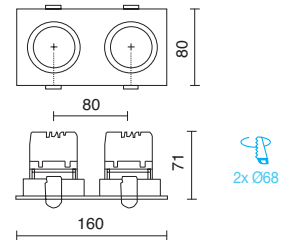


Ref.	W	lm	K
784A-L3108B-01	8W	620lm	3000K



784A-L3108B

h (m)	d (m)	E (lux)
1,00	0,75	880
2,00	1,50	220
3,00	2,25	98
4,00	3,00	55
5,00	3,75	35



Ref.	W	lm	K
784B-L3108B-01	2x 8W	2x 620lm	3000K



01 Blanco / White / Blanc



SINOPE

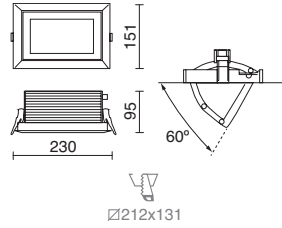
Luminaria rectangular empotrable y orientable fabricada en aluminio ideal para la iluminación de tiendas. Ahora la versión LED incorpora la posibilidad del uso de espectros especiales para alimentos, y una versión multi food totalmente versátil.

Rectangular light fitting, recessed and tilt, manufactured in aluminum, ideal for shop lighting solutions. The LED version now includes the possibility of using special spectra for food, and a fully versatile multi-food version.

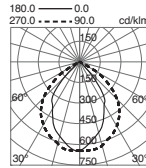
Luminaire rectangulaire encastrable et orientable fabriqué en aluminium, idéal pour éclairer une boutique. La version LED permet à présent l'utilisation de spectres lumineux particuliers pour les aliments, et une version multifood entièrement polyvalente.



Standard colours 01



Ref.	W	lm	K	Dim.
-L3142B-			3000K	
-L3342B-			4000K	NO*
759A- -L31R2B-	42W	3650lm	3000K	PUSH
-L33R2B-			4000K	DALI

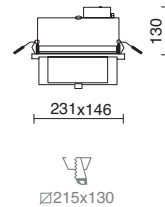
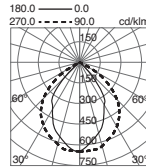


759A-L3142				
h (m)	d (m)	d (m)	E (lux)	
1,00	1,35	2,25	2480	
2,00	2,70	4,50	620	
3,00	4,05	6,75	276	
4,00	5,40	9,00	155	
5,00	6,75	11,25	99	

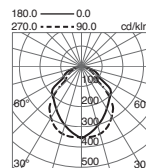
759A-L3342B				
h (m)	dH (m)	dV (m)	E (lux)	
1,00	1,35	2,25	2700	
2,00	2,70	4,50	675	
3,00	4,05	6,75	300	
4,00	5,40	9,00	169	
5,00	6,75	11,25	108	



Ref.	W	lm	
-L4242B-			MULTI FOOD
-L4442B-		2734lm	MEAT
-L4642B-		4267lm	BREAD
-L4742B-		4739lm	FISH
-L4842B-		5654lm	VEG+FRUIT
-L5142B-		4268lm	FASHION



Ref.	W
-M3670Y-	70W
759B- -M36A4Y-	150W



759B-M3670Y				
h (m)	d (m)	d (m)	E (lux)	
1,00	2,07	1,80	2380	
2,00	4,14	3,60	596	
3,00	6,21	5,40	265	
4,00	8,28	7,20	149	
5,00	10,35	9,00	95	

759B-M36A4Y				
h (m)	d (m)	d (m)	E (lux)	
1,00	2,07	1,80	5236	
2,00	4,14	3,60	1309	
3,00	6,21	5,40	582	
4,00	8,28	7,20	327	
5,00	10,35	9,00	209	



Accesorios / Accessories / Accessoires

Balasto electrónico Electronic ballast / Ballast électronique

Ref.	V	W	Hz
B02U- -M3370B-	220-240V	70W	50/60 Hz
-M33A4B-		150W	50/60 Hz

01 Blanco / White / Blanc

Este empotrable con doble orientación permite conseguir la distribución deseada de la luz y sus dos tipos de portalámparas permiten también elegir la fuente de luz más apropiada.

This recessed fitting with double tilt achieves the desired light distribution and two types of bulb holders also allow to choose the best suitable light source.

Cet encastrable à double orientation permet d'obtenir la distribution lumineuse souhaitée et ses deux modèles de douille permettent aussi de choisir la source lumineuse la plus adaptée.



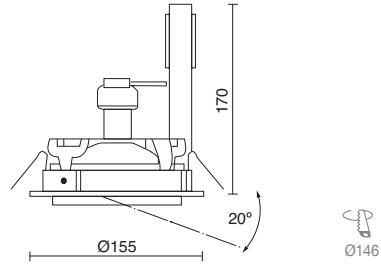
HELENE

Empotrables / Recessed / Encastrés

746



Standard colours 01 02 03



Ref.		W
746B-	-M4135B- -01	GX8.5 HIPAR 111
	-M4170B- -02	
	-M4170B- -03	
		35W
		70W



Ref.		V	W
746B-G18X1E-	-01	12V	65W max.
	-02		
	-03		
	LED Retrofit AR111		
	G53 QR-LP 111		



Accesorios / Accessories / Accessoires

	Ref.	V	W	Hz	Dim.
<ul style="list-style-type: none"> ● Transformador electrónico 12V independiente ● Independent electronic transformer 12V ● Alimentation électronique 12V indépendant 	B02T-X3360D-02	IN:	Hal 10 - 60W	50/60 Hz	L-C
	B02T-X3370D-02	220-240V OUT: 12V	Hal 1 - 70W LED 1 - 50W		C

01 Blanco / White / Blanc 02 Negro / Black / Noir 03 Gris / Grey / Gris

LUNA

Amplia familia de luminarias que abarca casi cualquier solución en el ámbito doméstico, comercial y hotelero. La versión LED permite el uso de espectros especiales para cualquier tipo de alimento.

Wide range of light fittings covering nearly every solution requirement within home, retail and hotel uses. The LED version allows the use of special spectra for any type of food.

Grande gamme de luminaires qui comprend quasiment toute solution domestique, commerciale ou hôtelière. La version LED permet l'utilisation de spectres particuliers pour tout type d'aliments.



LUNA

ALU

IP
20

LED Retrofit / QR-CBC 51 | 50W




Ø95

LED
C08

IP
40

15W / 38W | 800lm / 2800lm | 3000K / 4000K | 46° / 41°




Ø120 / Ø176

LUNA

ALU

IP
30

HIT-CE | 35W / 70W / 150W | 110°

HST-CRI | 100W | 110°



Ø175

IP
40

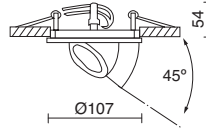
HIT-TC-CE | 35W / 70W | 40° / 24°



Ø146



Standard colours 01 02 03 32 45 48



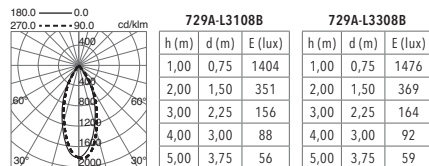
Ref.	V	W
741A-G23X1D-01	12V	
02		
03		
LED Retrofit ● Gx5.3 QR-CBC 51 50W max.		
741A-G23X1D-32	12V	
45		
48		
LED Retrofit ● Gx5.3 QR-CBC 51 50W max.		

Ref.	V	W
741A-G42X1B-01	230V	
02		
03		
LED Retrofit GU10 QPAR-16 50W max.		
741A-G42X1B-32	230V	
45		
48		
LED Retrofit GU10 QPAR-16 50W max.		



Accesorios / Accessories / Accessoires

Distanciator Support bar Anti-traction		Ref.	A48A-752-00		
● LED kit		Ref.	W	lm	K Dim.
	-L3108B-	729A-	8W	766lm	3000K NO*
	-L3308B-	-00	8W	803lm	4000K
	-L31R1B-		8W	766lm	3000K 1-10V
	-L33R1B-		8W	803lm	4000K PUSH
	-L31RDB-		8W	766lm	3000K DALI
	-L33RDB-		8W	803lm	4000K

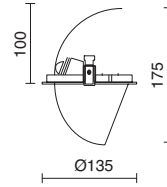


	Ref.	V	W	Hz	Dim.
● Transformador electrónico 12V independiente	B02T-X3360D-02	IN: 220-240V	Hal 10 - 60W		L-C
● Independent electronic transformer 12V	B02T-X3370D-02	OUT: 12V	Hal 1 - 70W LED 1 - 50W	50/60 Hz	C
● Alimentation électronique 12V indépendant					

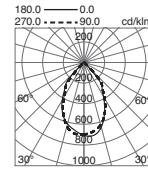
01 Blanco / White / Blanc 02 Negro / Black / Noir 03 Gris / Grey / Gris 32 Cromo / Chrome / Chromé 45 Cromado mate / Matt chrome / Chromé mat 48 Niquel mate / Matt nickel / Nickel mat



Standard colours **01**

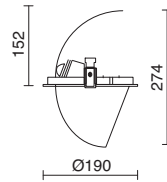


Ref.	W	lm	K
741D-L3115B-01	15W	800lm	3000K

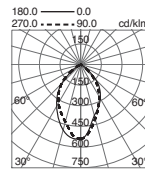


741D-L3115B

h (m)	d (m)	E (lux)
1,00	0,85	1680
2,00	1,70	420
3,00	2,55	187
4,00	3,40	105
5,00	4,25	67



Ref.	W	lm	K	Dim.
-L3138B-	38W	2800lm	3000K	NO*
-L3338B-		2900lm	4000K	
741E- -L31R3B-	38W	2800lm	3000K	1-10V PUSH DALI
-L33R3B-		2900lm	4000K	



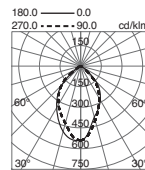
741E-L3138B

h (m)	d (m)	E (lux)
1,00	0,75	5600
2,00	1,50	1400
3,00	2,25	622
4,00	3,00	350
5,00	3,75	224

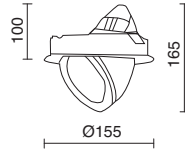
741E-L3338B

h (m)	d (m)	E (lux)
1,00	0,75	5800
2,00	1,50	1450
3,00	2,25	644
4,00	3,00	363
5,00	3,75	232

Ref.	W	lm	Icon	Label
-L4438B-	38W	2281lm		MEAT
-L4638B-		3560lm		BREAD
741E- -L4738B-		3954lm		FISH
-L4838B-		4717lm		VEG+FRUIT
-L5138B-		3561lm		FASHION



01 Blanco / White / Blanc



Ref.	W		
741B-M19X1Y-01	G8.5	HIT-TC-CE	35-70W



Ref.	W		
741C-M19X1Y-01	G8.5	HIT-TC-CE	35-70W



741B-M19X1Y (35W)			741B-M19X1Y (70W)		
h (m)	d (m)	E (lux)	h (m)	d (m)	E (lux)
1,00	0,73	768	1,00	0,73	1600
2,00	1,46	192	2,00	1,46	400
3,00	2,19	85	3,00	2,19	178
4,00	2,92	48	4,00	2,92	100
5,00	3,65	31	5,00	3,65	64

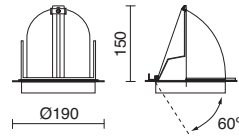
741C-M19X1Y (35W)			741C-M19X1Y (70W)		
h (m)	d (m)	E (lux)	h (m)	d (m)	E (lux)
1,00	0,43	1565	1,00	0,43	3260
2,00	0,86	391	2,00	0,86	815
3,00	1,29	174	3,00	1,29	362
4,00	1,72	98	4,00	1,72	204
5,00	2,15	63	5,00	2,15	130

Accesorios / Accessories / Accessoires

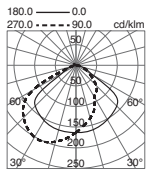
Balasto electrónico / Electronic ballast / Ballast électronique			
	Ref.	V	W
	B02U-M3335B-00	220-240V	35W
	B02U-M3370B-00		70W



Standard colours **01** **02** **03**



Ref.	W			
741F-M07X1Y-				
741G-M07X1Y-	-01	G12 HIT-T	35W / 70W / 150W	FISH
741H-M07X1Y-	-02			MEAT
741I-M07X1Y-	-03			BREAD

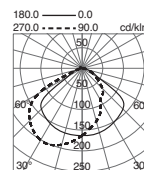


35W			70W			150W		
h (m)	d (m)	E (lux)	h (m)	d (m)	E (lux)	h (m)	d (m)	E (lux)
1,00	2,85	534	1,00	2,85	1069	1,00	2,85	2268
2,00	5,70	134	2,00	5,70	267	2,00	5,70	567
3,00	8,55	59	3,00	8,55	119	3,00	8,55	252
4,00	11,40	33	4,00	11,40	67	4,00	11,40	142
5,00	14,25	21	5,00	14,25	43	5,00	14,25	91

Accesorios / Accessories / Accessoires

Balasto electrónico / Electronic ballast / Ballast électronique			
Ref.	V	W	
B02U-M3335B-00	220-240V	35W	
B02U-M3370B-00		70W	
B02U-M33A4B-00		150W	

Ref.	W		
741F-R39A1B-	-01	GX12	HST-CRI 1x 100W
	-02		
	-03		



741F-R39A1B		
h (m)	d (m)	E (lux)
1,00	2,85	784
2,00	5,70	196
3,00	8,55	87
4,00	11,40	49
5,00	14,25	31

01 Blanco / White / Blanc **02** Negro / Black / Noir **03** Gris / Grey / Gris

IBIZA

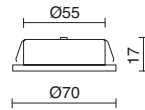
Calidad y eficiencia en este pequeño empotrable LED diseñado para ser encastrado en cualquier tipo de mobiliario, también de cocinas y baños. Tanto para hoteles como para hogares.

Quality and efficiency in this small recessed LED designed for being installed into any type of furniture, as well as kitchens and bathrooms. For hotels and homes.

Conçu pour s'adapter à tout type de mobilier, notamment en cuisine et dans la salle d'eau, ce petit encastrable LED allie la qualité à l'efficacité. Convient aux hôtels comme aux foyers.



Standard colours 01 02 32 45



Ref.	W	lm	K
753A- L3202B- -01 -02	3,2W	290lm	3000K
753A- L3202B- -32 -45	3,2W	290lm	3000K



Superficie
Surface
Saillie



01 Blanco / White / Blanc 02 Negro / Black / Noir 32 Cromo / Chrome / Chromé 45 Cromado mate / Matt chrome / Chromé mat

iO

Este pequeño downlight ilumina a la perfección vitrinas, librerías, hornacinas. Su IP44 además le proporciona una protección extra y lo hace útil también en baños.

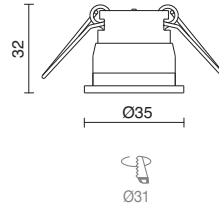
This small downlight provides perfect lighting for display cases, bookcases, niches. Its IP44 also provides extra protection and makes it useful for bathroom solutions.

Ce petit plafonnier illumine à la perfection tout type de vitrines, de librairies et d'alcôves. Sa qualité IP44 offre davantage de protection et le rend utile dans les salles d'eau.





Standard colours 



Ref.	W	K
747A- L0101B	-48	1W 3000K
L0301B		5500K



Proyectors
Spotlights
Projecteurs



 Niquel mate / Matt nickel / Nickel mat



IOTA

Colección de empotrables LED de pared que consiguen un uniforme baño de suelo. Cuatro tamaños, dos temperaturas de color y opción de regulación permiten su uso en cualquier pasillo, escalera....

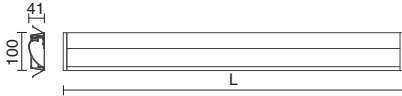
Range of wall-recessed LED fittings that provide even floor wash. Four sizes, two color temperatures and dimmable version for use in any hallway, stairs...

Gamme d'encastables LED muraux qui obtiennent un bain de sol uniforme. Quatre dimensions, deux températures de couleur et un réglage permettent son utilisation dans tout type de couloir d'escalier...

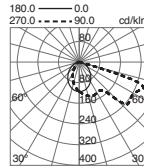


Standard colours **01** **03**

ASYMMETRIC



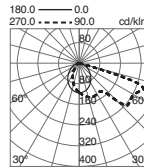
Ref.	L	W	Im	K	Dim.	
810A- -L3116B- -L3116B-	600	590x90	16W	1860lm 2100lm	3000K 4000K	NO



h (m)	dH (m)	dV (m)	E (lux)
1,00	2,03	2,30	151
2,00	4,06	4,60	38
3,00	6,09	6,90	17
4,00	8,12	9,20	9
5,00	10,15	11,50	6

h (m)	dH (m)	dV (m)	E (lux)
1,00	2,03	2,30	171
2,00	4,06	4,60	43
3,00	6,09	6,90	19
4,00	8,12	9,20	11
5,00	10,15	11,50	7

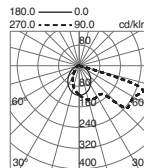
Ref.	L	W	Im	K	Dim.	
810B- -L3125B- -L3325B- -L31RDB- -L33RDB-	900	890x90	25W	2925lm 3300lm 2925lm 3300lm	3000K 4000K 3000K 4000K	NO* DALI



h (m)	dH (m)	dV (m)	E (lux)
1,00	2,03	2,30	238
2,00	4,06	4,60	60
3,00	6,09	6,90	26
4,00	8,12	9,20	15
5,00	10,15	11,50	10

h (m)	dH (m)	dV (m)	E (lux)
1,00	2,03	2,30	269
2,00	4,06	4,60	67
3,00	6,09	6,90	30
4,00	8,12	9,20	17
5,00	10,15	11,50	11

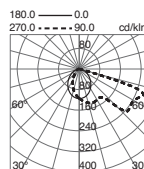
Ref.	L	W	Im	K	Dim.	
810C- -L3132B- -L3332B- -L31RDB- -L33RDB-	1200	1190x90	32W	3820lm 4300lm 3820lm 4300lm	3000K 4000K 3000K 4000K	NO* DALI



h (m)	dH (m)	dV (m)	E (lux)
1,00	2,03	2,30	311
2,00	4,06	4,60	78
3,00	6,09	6,90	35
4,00	8,12	9,20	19
5,00	10,15	11,50	12

h (m)	dH (m)	dV (m)	E (lux)
1,00	2,03	2,30	351
2,00	4,06	4,60	88
3,00	6,09	6,90	39
4,00	8,12	9,20	22
5,00	10,15	11,50	14

Ref.	L	W	Im	K	Dim.	
-L3139B- -L3339B- -L31RDB- -L33RDB-	1500	1490x90	39W	4225lm 5200lm 4225lm 5200lm	3000K 4000K 3000K 4000K	NO* DALI



h (m)	dH (m)	dV (m)	E (lux)
1,00	2,03	2,30	344
2,00	4,06	4,60	86
3,00	6,09	6,90	38
4,00	8,12	9,20	22
5,00	10,15	11,50	14


h (m)	dH (m)	dV (m)	E (lux)
1,00	2,03	2,30	424
2,00	4,06	4,60	106
3,00	6,09	6,90	47
4,00	8,12	9,20	27
5,00	10,15	11,50	17

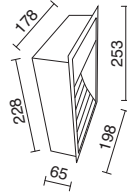
01 Blanco / White / Blanc 03 Gris / Grey / Gris

*No apto para pared de ladrillo u hormigón / Not suitable for brick wall or concrete / Ne convient pas aux murs en brique ou béton.

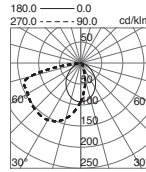
PYXIS

Luminaria LED asimétrica de empotramiento en pared especialmente diseñada para la iluminación y señalización de pasillos y corredores.
Wall-recessed asymmetric LED light fitting designed for lighting and signaling corridors and hallways.
Luminaire asymétrique LED d'encastrement mural spécialement conçu pour l'éclairage et la signalisation de lieux de passage et de couloirs.



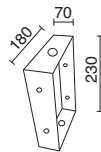


Ref.		W	lm	K	
733B-L3113B-	-01	LED	13W	1100lm	3000K
	-02				
	-03				

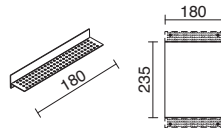


Accesorios / Accessories / Accessoires

Caja para empotrar en hormigón o ladrillo.
Recess mounting box for concrete or brick wall.
Boîtier d'encastrement pour murs en béton ou briques.



Premarco de montaje para empotrar en pladur.
Pre-installation frame for plasterboard.
Cadre de pré-encastrement pour placoplâtre.



LIGUR

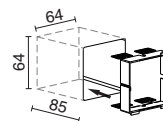
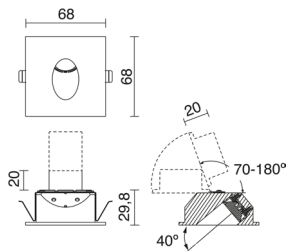
Discreta colección de empotrables de pared con acabado cuadrado y circular. La propia orientación de la fuente LED permite hacer un baño de suelo con una gran eficacia con luz cálida en pasillos, zonas de paso...

Discrete collection of wall-recessed fittings with square and circular finish. The swiveling of the LED source makes it possible to create a highly effective warm light bath on the floor in hallways, transit areas, etc.

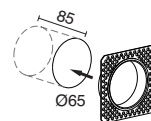
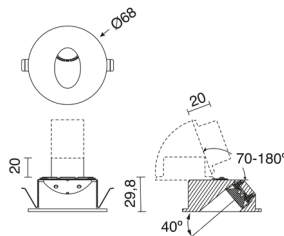
Gamme discrète d'encastables muraux, carrés ou circulaires. La propre orientation de la source LED permet de baigner très efficacement le sol de lumière, illuminant les couloirs, zones de passage, etc., d'une lumière chaude.



Standard colours 01 39



Ref.	W	lm	K	
706A-L0103B-	-01	3W	160lm	3000K
	-39			



Ref.	W	lm	K	
706B-L0103B-	-01	3W	160lm	3000K
	-39			



01 Blanco / White / Blanc 39 Aluminio anodizado / Anodized aluminum / Aluminium anodisé

WINDOW 2

Bañador de suelo de pequeño tamaño para iluminar de forma difusa zonas de paso. Su ondulado plano inclinado nos puede servir también como referencias en la propia pared donde va empotrado.

Small fitting for creating diffuse light baths on the floor in transit areas. Its wavy inclined plane means it also serves as a reference on the wall where it is recessed.

Lèche-mur de sol de petite taille pour illuminer les zones de passage de façon diffuse. Son plan incliné ondulé peut également servir de référence dans le mur où il est encastré.

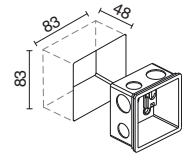
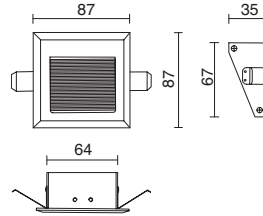
WINDOW 2

Empotrables / Recessed / Encastrés

726



Standard colours 01 39



Ref.	W	lm	K	
726A-L0103B-	-01	3W	160lm	3000K
	-39			



01 Blanco / White / Blanc 39 Aluminio anodizado / Anodized aluminum / Aluminium anodisé

KARI

Amplia gama de Empotrables LED para señalización de pasillos, escaleras y otros espacios. Diferentes formas y acabados para diferentes ambientes.

Wide range of LED recessed fittings for lighting corridors, stairwells and other spaces. Different shapes and finishes for different ambiances.

Vaste gamme d'encastrables à LED pour la signalisation dans les couloirs, les escaliers et d'autres types d'espace. Formes et finitions différentes pour différents environnements.

KARI



LED SMD IP 30

1W / 2,6W | 3000K / 5000K / Blue



□168x64




□168x64

LED SMD IP 40

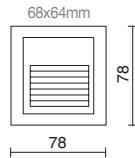
2,6W | 3000K / 5000K / Blue



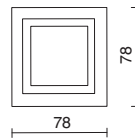

Universal



Universal



Ref.	W	lm	K
-L0101B-		26lm	3000K
745C- -L0301B- -39	1W	27lm	5000K
-L1001B-		5lm	(Azul/Blue/Bleu)



Ref.	W	lm	K
-L0103B-		158lm	3000K
745D- -L0303B- -39	2,6W	162lm	5000K
-L1003B-		32lm	(Azul/Blue/Bleu)



Accesorios / Accessories / Accessoires

Hormacina para empotrar en hormigón o ladrillo.
Recess mounting box for concrete or brick wall.
Boîtier d'encastrement pour murs en béton ou briques.

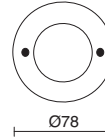
Ref.



A12A-745-38



Standard colours 01 02 03 45 48



Universal

Ref.	W	lm	K
-L0103B-01		119lm	3000K
745A- -L0303B-02	2,6W	121lm	5000K
-L1003B-03		24lm	(Azul/Blue/Bleu)

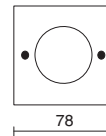
Ref.	W	lm	K
-L0103B-45		119lm	3000K
745A- -L0303B-48	2,6W	121lm	5000K
-L1003B-		24lm	(Azul/Blue/Bleu)



Accesorios / Accessories / Accessoires



Cajetín universal redondo para empotrar en hormigón o ladrillo **NO INCLUIDO**.
 Universal recessed round box to install in concrete or brick wall **NOT INCLUDED**.
 Boîtier universel rond d'encastrement pour murs en béton ou briques **NON INCLUS**.



Universal

Ref.	W	lm	K
-L0103B-01		119lm	3000K
745B- -L0303B-02	2,6W	121lm	5000K
-L1003B-03		24lm	(Azul/Blue/Bleu)

Ref.	W	lm	K
-L0103B-45		119lm	3000K
745B- -L0303B-48	2,6W	121lm	5000K
-L1003B-		24lm	(Azul/Blue/Bleu)




Accesorios / Accessories / Accessoires



Cajetín universal cuadrado para empotrar en hormigón o ladrillo **NO INCLUIDO**.
 Universal recessed square box to install in concrete or brick wall **NOT INCLUDED**.
 Boîtier universel carré d'encastrement pour murs en béton ou briques **NON INCLUS**.

01 Blanco / White / Blanc 02 Negro / Black / Noir 03 Gris / Grey / Gris 45 Cromado mate / Matt chrome / Chromé mat 48 Niquel mate / Matt nickel / Nickel mat



02

Projectores / Spotlights / Projecteurs



DUBE

DUBE

BASE - TRACK

ALU PC TRANS ALU FACET IP 20

LED COB | 945lm | 3000K | 9,2W.



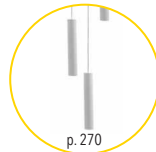
Ø40



Ø40



Suspensión
Pendant
Suspension



p. 270



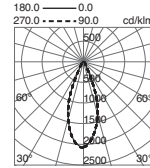
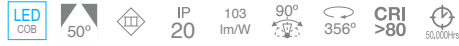
Standard colours **01** **02**



01 Included

02 Included

Ref.	W	lm	K
796A-L3110I-			
-01	9,2W	945lm	3000K
-02			



796A-L3110I

h (m)	d (m)	E (lux)
1,00	0,93	1445
2,00	1,86	361
3,00	2,79	161
4,00	3,72	90
5,00	4,65	58


* Añadir bases / Add bases / Ajouter des bases

Accesorios / Accessories / Accessoires

Embellecedor antideslumbrante / Anti-glare embellisher / Enjoliveur antireflets



Ref.	
A55A-796-	-02
	-45
	-46



796A-L3110I-01 + A55A-796-45 + A47C-796-92

Filtro suavizante
Softener filter
Filtre adouissant



Ref.

A47D-796-92

Filtro extensivo
Extensive filter
Filtre vaste



Ref.

A47E-796-92

Filtro elongador
Extension filter
Filtre d'extension



Ref.

A47C-796-92

Rejilla antideslumbrante
Anti-glare grille
Grille antireflets



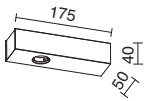
Ref.

A04M-796-02

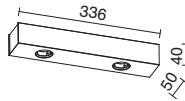


796A-L3110I-02 + A55A-796-46 + A04M-796-02

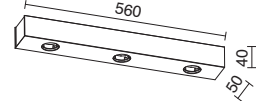
Bases necesarias / Bases required / Bases requises



Ref.	W
B19A-X3310B-	
-01	10W
-02	



Ref.	W
B19B-X3340B-	
-01	20W
-02	




Ref.	W
B19C-X3330B-	
-01	30W
-02	



01 Blanco / White / Blanc 02 Negro / Black / Noir

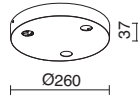
Bases necesarias / Bases required / Bases requises

Standard colours **01** **02**



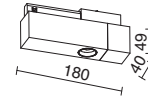
Ref.	W
B19E-X3310B-01	10W
B19E-X3310B-02	

220V 240V 50/60Hz IP 20 FP >0,95



Ref.	W
B19F-X3330B-01	30W
B19F-X3330B-02	


220V 240V 50/60Hz IP 20 FP >0,95



Ref.	W
B19H-X3310B-01	10W
B19H-X3310B-02	

220V 240V 50/60Hz IP 20 FP >0,95

B19C-X3330B-02 + 796A-L3110I-02 + 2x 796B-L3110I-01



B19B-X3340B-02 + 2x 796A-L3110I-02

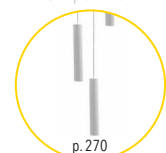


B17A-X33X2B-01 + B19H-X3310B-01 + 796A-L3110I-01



Suspensión
Pendant
Suspension

Carril, pag. 234
Track, pag. 234
Rail, pag. 234



p. 270

01 Blanco / White / Blanc **02** Negro / Black / Noir



HIDRA

Elegante luminaria LED orientable con tres aplicaciones distintas con embellecedor en tres acabados que puede dar un toque de exclusividad a una lobby o zona de descanso de un hotel, en una zona comercial, en el ámbito doméstico...

Elegant suspended adjustable LED fitting with three different applications in three different finishes for adding an exclusive touch to a lobby or rest area within a hotel, commercial or private area, within a home...

Élégant luminaire LED orientable à trois applications avec enjoliveur en trois finitions pouvant apporter une touche exclusive au hall d'accueil ou à l'aire de repos d'un hôtel, à une zone commerciale ou en milieu domestique.

HIDRA

ALU IP 20

LED COB

18W | 1575lm | 3000K | 40°

EMPOTRABLE / RECESSED / ENCASTRÉ



Ø75

BASE



Ø75

TRACK



TRACK

Ø75

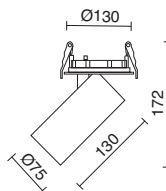
Suspensión
Pendant
Suspension



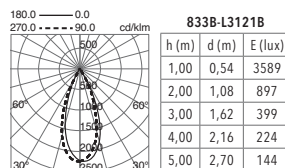
p. 274



Standard colours 01



Ref.	W	lm	K
833 B-			
833 C- -L3121B-01	18W	1575lm	3000K
833 D-			




Suspensión
Pendant
Suspension



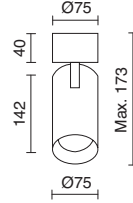
p. 274

01 Blanco / White / Blanc

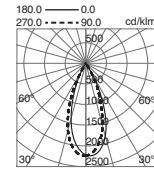




Standard colours **01**



Ref.	W	lm	K
B-			
834 C- -L3121B-01	18W	1575lm	3000K
D-			



834B-L3121B

h (m)	d (m)	E (lux)
1,00	0,54	3589
2,00	1,08	897
3,00	1,62	399
4,00	2,16	224
5,00	2,70	144

834B-



834C-



834D-



Suspensión
Pendant
Suspension

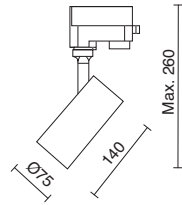


p. 274

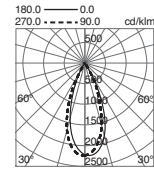
01 Blanco / White / Blanc



Standard colours **01**



Ref.	W	lm	K
836 B- C- -L3121B-01 D-	18W	1575lm	3000K



836B-L3121B

h (m)	d (m)	E (lux)
1,00	0,54	3589
2,00	1,08	897
3,00	1,62	399
4,00	2,16	224
5,00	2,70	144

836B-



836C-



836D-



Suspensión
Pendant
Suspension

Carril, pag. 234
Track, pag. 234
Rail, pag. 234



p. 274

01 Blanco / White / Blanc



ENIGMA

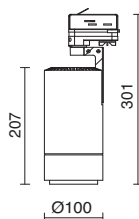
Proyector LED cilíndrico a carril con haz de luz variable desde 10° hasta 60°. Con un adaptador puede usarse también sin la necesidad del carril. Su principal aplicación es en tiendas, escaparates y áreas de exposición.

Cylindric track LED projector with variable light beam from 10° to 60°. With an adapter, can also be used without the track. Its main use is for stores, shop windows and showcases.

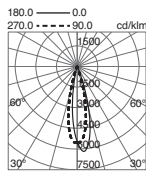
Projecteur cylindrique LED sur rail avec faisceau de lumière variant de 10° à 60°. Un adaptateur permet l'utilisation sans rail. Trouve son application principale dans les boutiques, les vitrines et les zones d'exposition.



Standard colours **01** **02**

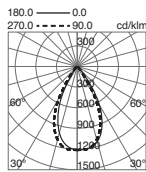
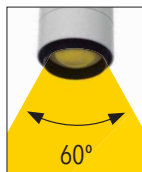


Ref.	W	lm	K
803A-L3135B-01	35W	1570lm (10°)-3270lm (60°)	3000K
-L3335B-02		1790lm (10°)-3720lm (60°)	4000K



803A-L3135B / 10°			803A-L3135B / 60°		
h (m)	d (m)	E (lux)	h (m)	d (m)	E (lux)
1,00	0,21	21818	1,00	1,15	4595
2,00	0,42	5455	2,00	2,30	1149
3,00	0,63	2424	3,00	3,45	511
4,00	0,84	1364	4,00	4,60	287
5,00	1,05	873	5,00	5,75	184

1570-1790lm min.



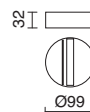
803A-L3335B / 10°			803A-L3335B / 60°		
h (m)	d (m)	E (lux)	h (m)	d (m)	E (lux)
1,00	0,21	23602	1,00	1,15	4941
2,00	0,42	5901	2,00	2,30	1235
3,00	0,63	2622	3,00	3,45	549
4,00	0,84	1475	4,00	4,60	309
5,00	1,05	944	5,00	5,75	198

3270-3720lm max.

Accesorio techo / Ceiling accessory / Accessoire plafond

Adaptador base / Base adapter / Adaptateur base

Ref.
B25-X33X2B -01
-02



Carril, pag. 234
Track, pag. 234
Rail, pag. 234




01 Blanco / White / Blanc **02** Negro / Black / Noir

LIRA

Discreta, elegante y amplia familia de proyectores LED con dos potencias, dos temperaturas de color y tres haces de apertura que permiten solucionar casi cualquier necesidad de iluminación a carril.

Wide range of discrete and elegant LED projectors with two wattages, two color temperatures and three light beam aperture which resolve nearly any track lighting requirement.

Vaste gamme discrète et élégante de projecteurs LED à deux puissances, deux températures de couleur et trois faisceaux d'ouverture qui permettent de résoudre quasiment toute nécessité d'éclairage sur rail.



LIRA

TRACK

ALU IP 20

LED
COB

26W | 1950lm / 2400lm | 3000K / 4000K | 15° / 25° / 40°



Ø90

LED
COB

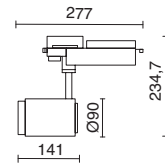
41W | 3045lm / 3600lm | 3000K / 4000K | 12° / 24° / 40°



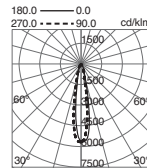
Ø110



Standard colours 01 02



Ref.	W	lm	K
812D- L3130B-01	26W	1950lm	3000K
-L3330B-02		2400lm	4000K



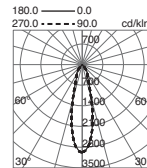
812D-L3130B

h (m)	d (m)	E (lux)
1,00	0,26	13686
2,00	0,52	3422
3,00	0,78	1521
4,00	1,04	855
5,00	1,30	547

812D-L3330B

h (m)	d (m)	E (lux)
1,00	0,26	16844
2,00	0,52	4211
3,00	0,78	1872
4,00	1,04	1053
5,00	1,30	674

Ref.	W	lm	K
812E- L3130B-01	26W	1950lm	3000K
-L3330B-02		2400lm	4000K



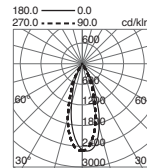
812E-L3130B

h (m)	d (m)	E (lux)
1,00	0,44	6888
2,00	0,88	1722
3,00	1,32	765
4,00	1,76	431
5,00	2,20	276

812E-L3330B

h (m)	d (m)	E (lux)
1,00	0,44	8477
2,00	0,88	2119
3,00	1,32	942
4,00	1,76	530
5,00	2,20	339

Ref.	W	lm	K
812F- L3130B-01	26W	1950lm	3000K
-L3330B-02		2400lm	4000K



812F-L3130B

h (m)	d (m)	E (lux)
1,00	0,73	4342
2,00	1,46	1086
3,00	2,19	482
4,00	2,92	271
5,00	3,65	174

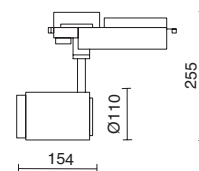
812F-L3330B

h (m)	d (m)	E (lux)
1,00	0,73	5344
2,00	1,46	1336
3,00	2,19	594
4,00	2,92	334
5,00	3,65	214

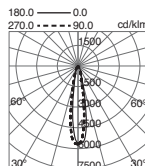
Carril, pag. 234
Track, pag. 234
Rail, pag. 234



01 Blanco / White / Blanc 02 Negro / Black / Noir

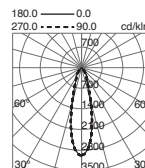


Ref.	W	lm	K
812A- L3145B -01	41W	3045lm	3000K
- L3345B -02		3600lm	4000K



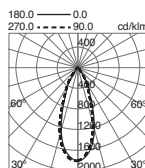
812A-L3145B			812A-L3345B		
h (m)	d (m)	E (lux)	h (m)	d (m)	E (lux)
1,00	0,21	21371	1,00	0,21	25266
2,00	0,42	5343	2,00	0,42	6317
3,00	0,63	2375	3,00	0,63	2807
4,00	0,84	1336	4,00	0,84	1579
5,00	1,05	855	5,00	1,05	1011

Ref.	W	lm	K
812B- L3145B -01	41W	3045lm	3000K
- L3345B -02		3600lm	4000K



812B-L3145B			812B-L3345B		
h (m)	d (m)	E (lux)	h (m)	d (m)	E (lux)
1,00	0,43	10756	1,00	0,43	12716
2,00	0,86	2689	2,00	0,86	3179
3,00	1,29	1195	3,00	1,29	1413
4,00	1,72	672	4,00	1,72	795
5,00	2,15	430	5,00	2,15	509

Ref.	W	lm	K
812C- L3145B -01	41W	3045lm	3000K
- L3345B -02		3600lm	4000K



812C-L3145B			812C-L3345B		
h (m)	d (m)	E (lux)	h (m)	d (m)	E (lux)
1,00	0,73	8174	1,00	0,73	9664
2,00	1,46	2044	2,00	1,46	2416
3,00	2,19	908	3,00	2,19	1074
4,00	2,92	511	4,00	2,92	604
5,00	3,65	327	5,00	3,65	387

Carril, pag. 234
Track, pag. 234
Rail, pag. 234



01 Blanco / White / Blanc **02** Negro / Black / Noir



TRADE

Extensa familia de proyectores a carril con luz cálida con hasta 4 opciones en cuanto a flujo luminoso. Su versatilidad nos permite abarcar tanto proyectos residenciales como comerciales...

Extensive family of track projectors with warm light and up to 4 options in terms of luminous flux. Because of its versatility it can be used in both residential and commercial projects.

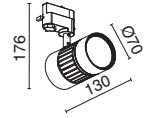
Vaste gamme de projecteurs sur rail à lumière chaude, offrant jusqu'à 4 options de flux lumineux. Sa polyvalence permet de couvrir une large gamme de projets, qu'ils soient résidentiels ou commerciaux, etc.



Ref.	W	lm	K
619A-L0115A-01	15W	1200lm	3000K



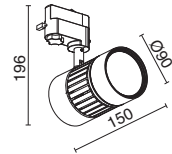
- Carril no incluido.
- Track not included.
- Rail exclu.



Ref.	W	lm	K
619B- -L0125A- -L0135A-	25W 35W	2000lm 3000lm	3000K



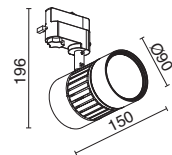
- Carril no incluido.
- Track not included.
- Rail exclu.



Ref.	W	lm	K
619C-L0145A-01	45W	4000lm	3000K



- Carril no incluido.
- Track not included.
- Rail exclu.





INDELUZ

Actualización del proyector de INDELUZ tanto a carril como en base con la máxima orientabilidad y versatilidad con fuente de luz LED con haces de luz de 17° y 30°. Dos temperaturas de color y posibilidad de regulación. Posibilidad también de nuevos acabados.

New version of the INDELUZ projector on track and on base with maximum tilt and versatility. LED light source with 17° and 30° light beams, two color temperatures and optional dimming. Also available with new finishes.

Actualisation du projecteur INDELUZ, sur rail ou sur patère, plus orientable et polyvalent que jamais, avec des sources LED à faisceaux de 17° et 30°, deux températures de couleur et possibilité de réglage. Nouvelles finitions sont aussi possibles.



HΔITI

BASE

ACER + ALU IP 20

LED

25W | 3000K/4000K | 17°/30° | DALI



HIPAR 111 | 35W/70W



Ø121

AR111 / OR-LP 111 | 75W max.



LED AR111 GU10 | 15W



Ø121

HΔITI

TRACK

PC + ALU IP 20

LED

25W | 3000K / 4000K | 17°/30° | DALI

HIPAR 111 | 35W/70W



Ø 121

AR111 / QR-LP 111 | 75W max.

LED AR111 GU10 | 15W



Ø 121

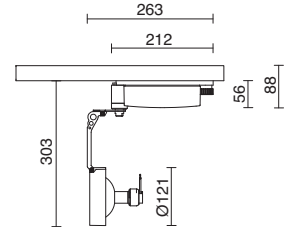
PC + ACER + ALU

Standard colours 01 02 03

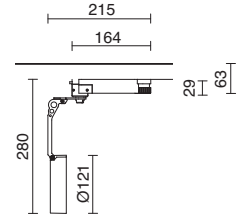
▲ Upon request 32 37 45 46 (Aro / Ring / Colorette)



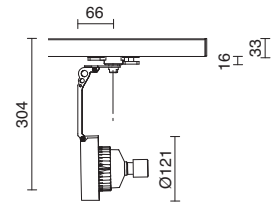
Ref.	W
772A -M4135B- -01	35W
-02	GX8.5 HIPAR 111
-M4170B- -03	70W



Ref.	V	W	Dim.
772A -G18RCB- -01	12V	75W max.	C
-02	G53	LED AR111	
-H18RCB- -03		QR-LP 111	C



Ref.	W
772A-G21X1B- -01	15W max.
-02	GZ10 LED AR111
-03	



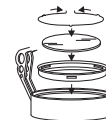
Accesorios / Accessories / Accessoires

Filtros de conversión para pescado, carne o pan. (Compruebe las especificaciones térmicas de las lámparas LED para usarlas con filtro)
 Conversion filter for fish, meat or bread. (Please check thermal specs of LED bulb when using a filter)
 Filtre de conversion pour poisson, viande ou du pain. (Vérifiez les spécifications thermiques de la lampe LED pour l'usage avec filtre)

Ref.		
A14A-738-00	FISH	
A14B-738-00	MEAT	
A14C-738-00	BREAD	

Porta filtros / Support for filters / Support filtres

Ref.	
A44A-772- -01	
-02	
-03	



Carril, pag. 234
 Track, pag. 234
 Rail, pag. 234



01 Blanco / White / Blanc 02 Negro / Black / Noir 03 Gris / Grey / Gris

Aro / Ring / Colorette: 32 Cromo / Chrome / Chromé 37 Cobre / Copper / Cuivre 45 Cromado mate / Matt chrome / Chromé mat 46 Oro mate / Matt gold / Or mat

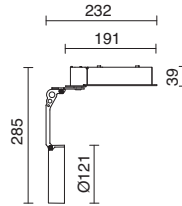




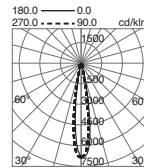


Standard colours 01 02 03

▲ Upon request 32 37 45 46 (Aro / Ring / Colorette)



Ref.	W	lm	K	Dim.	
772L-	25W	-L3125B-	1930lm	3000K	NO
		-L3325B- -01	2285lm	4000K	
	30W	-L31RDB- -02	1930lm	3000K	DALI
		-L33RDB- -03	2285lm	4000K	



772L-L3125B

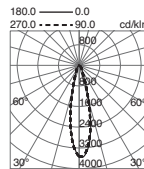
h (m)	d (m)	E (lux)
1,00	0,29	12485
2,00	0,58	3121
3,00	0,87	1387
4,00	1,16	780
5,00	1,45	499

772L-L3325B

h (m)	d (m)	E (lux)
1,00	0,29	14782
2,00	0,58	3696
3,00	0,87	1642
4,00	1,16	924
5,00	1,45	591



Ref.	W	lm	K	Dim.	
772M-	25W	-L3125B-	1930lm	3000K	NO
		-L3325B- -01	2285lm	4000K	
	30W	-L31RDB- -02	1930lm	3000K	DALI
		-L33RDB- -03	2285lm	4000K	



772M-L3125B

h (m)	d (m)	E (lux)
1,00	0,54	6537
2,00	1,08	1634
3,00	1,62	726
4,00	2,16	409
5,00	2,70	261

772M-L3325B

h (m)	d (m)	E (lux)
1,00	0,83	7027
2,00	1,66	1757
3,00	2,49	781
4,00	3,32	439
5,00	4,15	281



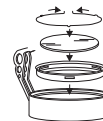
Accesorios / Accessories / Accessoires

Filtros de conversión para pescado, marisco, verdura, carne o pan.
Conversion filters for fish, seafood, vegetables, meat or bread.
Filtres de conversion pour poisson, fruits de mer, légumes, viande ou pain.

Ref.	K
A14A-738-00	FISH 4000K
A14A-738-00	SEAFOOD 3000K
A14A-738-00	VEG+FRUIT 4000K
A14B-738-00	MEAT 4000K
A14C-738-00	BREAD 4000K

Porta filtros / Support for filters / Support filtres

Ref.
A44A-772- -01
-02
-03



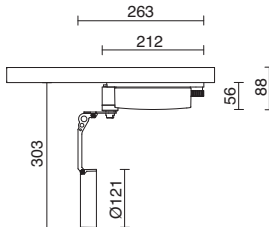
01 Blanco / White / Blanc 02 Negro / Black / Noir 03 Gris / Grey / Gris

Aro / Ring / Colorette: 32 Cromo / Chrome / Chromé 37 Cobre / Copper / Cuivre 45 Cromado mate / Matt chrome / Chromé mat 46 Oro mate / Matt gold / Or mat

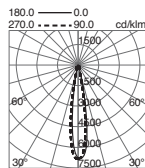


Standard colours 01 02 03

▲ Upon request 32 37 45 46 (Aro / Ring / Colorette)



Ref.	W	lm	K	Dim.
-L3125B-	25W	1930lm	3000K	NO
772Q- -L3325B- -01		2285lm	4000K	
-02		-L31RDB-	1930lm	
-L33RDB-	30W	2285lm	4000K	DALI

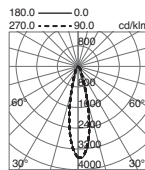


772Q-L3125B		
h (m)	d (m)	E (lux)
1,00	0,29	12485
2,00	0,58	3121
3,00	0,87	1387
4,00	1,16	780
5,00	1,45	499

772Q-L3325B		
h (m)	d (m)	E (lux)
1,00	0,29	14782
2,00	0,58	3696
3,00	0,87	1642
4,00	1,16	924
5,00	1,45	591



Ref.	W	lm	K	Dim.
-L3125B-	25W	1930lm	3000K	NO
772R- -L3325B- -01		2285lm	4000K	
-02		-L31RDB-	1930lm	
-L33RDB-	30W	2285lm	4000K	DALI



772R-L3125B		
h (m)	d (m)	E (lux)
1,00	0,54	6537
2,00	1,08	1634
3,00	1,62	726
4,00	2,16	409
5,00	2,70	261

772R-L3325B		
h (m)	d (m)	E (lux)
1,00	0,83	7027
2,00	1,66	1757
3,00	2,49	781
4,00	3,32	439
5,00	4,15	281

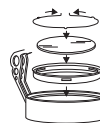
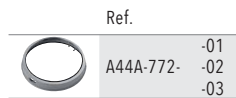


Accesorios / Accessories / Accessoires

Filtros de conversión para pescado, marisco, verdura, carne o pan.
Conversion filters for fish, seafood, vegetables, meat or bread.
Filtres de conversion pour poisson, fruits de mer, légumes, viande ou pain.

Ref.	K
A14A-738-00	FISH 4000K
A14A-738-00	SEAFOOD 3000K
A14A-738-00	VEG+FRUIT 3000K
A14B-738-00	MEAT 4000K
A14C-738-00	BREAD 4000K

Porta filtros / Support for filters / Support filtres



Carril, pag. 234
Track, pag. 234
Rail, pag. 234



01 Blanco / White / Blanc 02 Negro / Black / Noir 03 Gris / Grey / Gris

Aro / Ring / Colorette: 32 Cromo / Chrome / Chromé 37 Cobre / Copper / Cuivre 45 Cromado mate / Matt chrome / Chromé mat 46 Oro mate / Matt gold / Or mat



ROMAN

PROTEUS



PROTEUS

Proyector a carril tanto en halogenuro metálico como LED. Ampliación de la gama con aplicaciones LED de espectros especiales para 5 tipos distintos de alimentos.

Track projector in both metal halide lamps and LED. The range is extended thanks to LED applications of special spectra for 5 different types of foods.

Projecteur sur rail en iodures métalliques aussi bien qu'en LED. La gamme s'enrichit d'applications LED à spectre particulier correspondant à 5 types d'aliments.

PROTEUS

TRACK

PC + ALU   IP 20

HIT.TC.CE / HIT.CE | 70W | 47° / 38°



Ø101



Ø126

PROTEUS

TRACK

ALU GLASS TRANS IP 20

LED COB

15W / 38W | 1000lm / 2800lm | 3000K / 4000K | 40°

LENS PMMA



Ø79

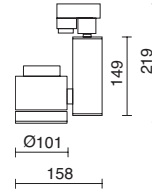
ALU FACET



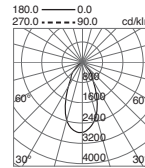
Ø126



Standard colours 01

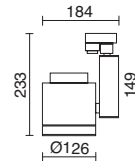


Ref.			W
774A-M1970B-01	G8.5	HIT-TC-CE	70W

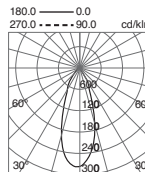


774A-M1970B

h (m)	d (m)	E (lux)
1,00	0,87	1787
2,00	1,74	447
3,00	2,61	199
4,00	3,48	112
5,00	4,35	71



Ref.			W
774B-M0770B-01	G12	HIT-CE	70W



774B-M0770B

h (m)	d (m)	E (lux)
1,00	0,69	2243
2,00	1,38	561
3,00	2,07	249
4,00	2,76	140
5,00	3,45	90

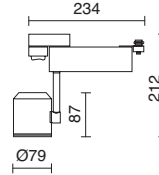
Carril, pag. 234
Track, pag. 234
Rail, pag. 234



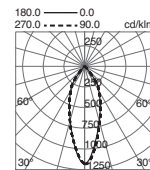
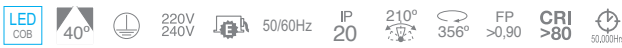
01 Blanco / White / Blanc



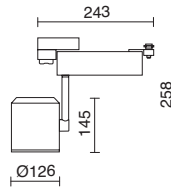
Standard colours **01** **02**



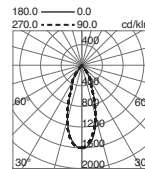
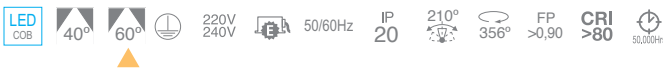
Ref.	W	lm	K
774C-L3115B-01	15W	1000lm	3000K



774C-L3115B		
h (m)	d (m)	E (lux)
1,00	0,75	1160
2,00	1,50	290
3,00	2,25	129
4,00	3,00	73
5,00	3,75	46



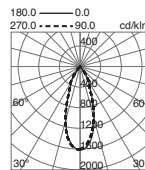
Ref.	W	lm	K
774D-L3138B-01	38W	2800lm	3000K
-L3338B-02		3028lm	4000K



774D-L3138B		
h (m)	d (m)	E (lux)
1,00	0,75	5040
2,00	1,50	1260
3,00	2,25	560
4,00	3,00	315
5,00	3,75	202

774D-L3338B		
h (m)	d (m)	E (lux)
1,00	0,75	5450
2,00	1,50	1363
3,00	2,25	606
4,00	3,00	341
5,00	3,75	218

Ref.	W	lm	
-L4438B-	38W	2281lm	MEAT
-L4638B-		3560lm	BREAD
774D-L4738B-01		3954lm	FISH
-L4838B-		4717lm	VEG+FRUIT
-L5138B-		3561lm	FASHION



Carril, pag. 234
Track, pag. 234
Rail, pag. 234



01 Blanco / White / Blanc 02 Negro / Black / Noir

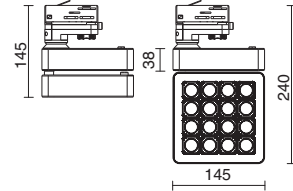


INDUS

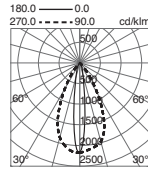
Proyector LED a carril (posibilidad adaptador base) con óptica espacial 60°x10° para realizar baños de luz horizontales. Combinados a pares permiten la iluminación de lineales de supermercado de forma uniforme y eficiente.

LED projector on track (base adapter available) with 60°x10° spatial optic for creating horizontal light baths. Used in pairs this model provides even and efficient lighting to supermarket shelves.

Projecteur LED sur rail (pied adaptateur possible) avec optique spatiale de 60°x10° pour bains de lumière horizontaux. Combinés en couple, ils permettent l'éclairage homogène et performant de rayons de supermarché.



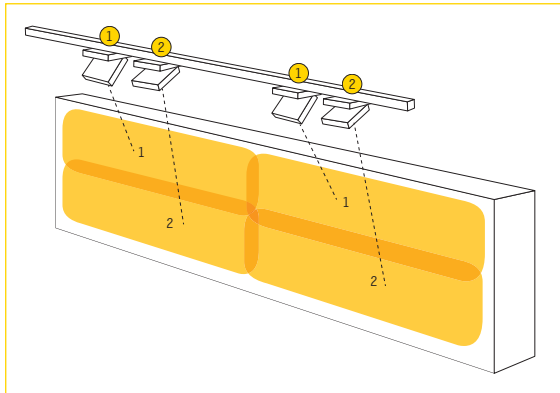
Ref.	W	lm	K	Dim.
-L3130B-		3000lm	3000K	NO*
-L3330B- -01	30W	3150lm	4000K	
-L31RCB- -02		3000lm	3000K	C
-L33RCB-		3150lm	4000K	



795A-L3130B			
h (m)	dH (m)	dV (m)	E (lux)
1,00	1,00	0,25	6442
2,00	2,00	0,50	1611
3,00	3,00	0,75	716
4,00	4,00	1,00	403
5,00	5,00	1,25	258

795A-L3330B			
h (m)	dH (m)	dV (m)	E (lux)
1,00	1,00	0,25	6764
2,00	2,00	0,50	1691
3,00	3,00	0,75	752
4,00	4,00	1,00	423
5,00	5,00	1,25	271

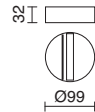
-
-
-
-
-
-
-
-
-
-
-
-



Accesorios / Accessories / Accessoires

Adaptador base / Base adapter / Adaptateur base

Ref.	
B25-X33X2B -01	
-02	



Carril, pag. 234
Track, pag. 234
Rail, pag. 234



FLORIDA



Un diseño sobrio para este proyector de carril y superficie que permite aplicaciones para luz de acento. Diferentes fuentes de luz y acabados le dan mucha versatilidad.

A sober design for this track and surface projector which can be used with applications for accent light. Different light sources and finishes provide this model with great versatility.

Une ligne sobre pour un projecteur sur rail et saillie qui permet des applications d'éclairage d'accentuation. Des différentes sources de lumière et finitions lui offrent une grande polyvalence.

FLORIDA

ALU IP 20

LED
COB


25W | 3000K/4000K | 17°/30° | DALI

AR111 / QR-LP 111 | 75W max

HIPAR 111 | 35W/70W

HIT-TC | 35W/70W | 8° / 24° / 45°

BASE



Ø120

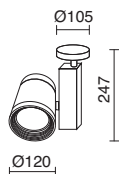
TRACK



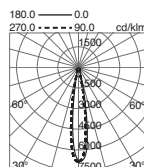
Ø120



Standard colours 01 02 03



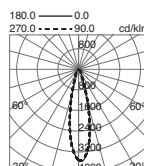
Ref.	W	lm	K	Dim.
773L- -L3125B- -01	25W	1930lm	3000K	NO
-L3325B- -02		2285lm	4000K	
-L3325B- -03				



773L-L3125B		
h (m)	d (m)	E (lux)
1,00	0,29	12485
2,00	0,58	3121
3,00	0,87	1387
4,00	1,16	780
5,00	1,45	499

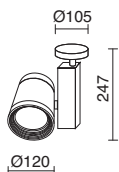
773L-L3325B		
h (m)	d (m)	E (lux)
1,00	0,29	14782
2,00	0,58	3696
3,00	0,87	1642
4,00	1,16	924
5,00	1,45	591

Ref.	W	lm	K	Dim.
773M- -L3125B- -01	25W	1930lm	3000K	NO
-L3325B- -02		2285lm	4000K	
-L3325B- -03				



773M-L3125B		
h (m)	d (m)	E (lux)
1,00	0,54	6537
2,00	1,08	1634
3,00	1,62	726
4,00	2,16	409
5,00	2,70	261

773M-L3325B		
h (m)	d (m)	E (lux)
1,00	0,83	7027
2,00	1,66	1757
3,00	2,49	781
4,00	3,32	439
5,00	4,15	281



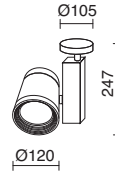
Ref.	W
773B- -M4135B- -01	35W
-M4170B- -02	70W
-M4170B- -03	



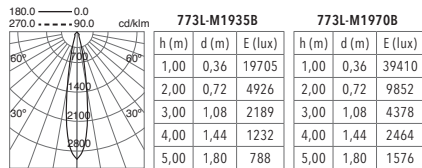
Ref.	V	W	Dim.
773B-G18RCB- -01	12V	LED AR111	C
-02		QR-LP 111	
-03		65W max	



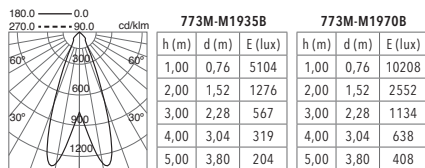
01 Blanco / White / Blanc 02 Negro / Black / Noir 03 Gris / Grey / Gris



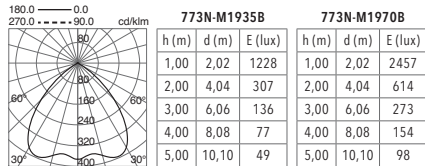
Ref.				W
773L-	-M1935B-	-01	G8.5 HIT-TC	35W
		-02		70W
		-03		



Ref.				W
773M-	-M1935B-	-01	G8.5 HIT-TC	35W
		-02		70W
		-03		

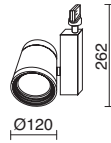


Ref.				W
773N-	-M1935B-	-01	G8.5 HIT-TC	35W
		-02		70W
		-03		

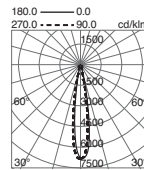


PC + ALU

Standard colours **01** **02** **03**



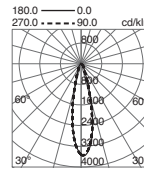
Ref.		W	lm	K	Dim.
773Q	-L3125B-	25W	1930lm	3000K	NO
	-L3325B- -01		2285lm	4000K	
	-L31RDB- -02	30W	1930lm	3000K	DALI
	-L33RDB- -03		2285lm	4000K	



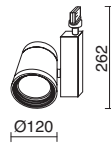
773Q-L3125B			773Q-L3325B		
h (m)	d (m)	E (lux)	h (m)	d (m)	E (lux)
1,00	0,29	12485	1,00	0,29	14782
2,00	0,58	3121	2,00	0,58	3696
3,00	0,87	1387	3,00	0,87	1642
4,00	1,16	780	4,00	1,16	924
5,00	1,45	499	5,00	1,45	591



Ref.		W	lm	K	Dim.
773R	-L3125B-	25W	1930lm	3000K	NO
	-L3325B- -01		2285lm	4000K	
	-L31RDB- -02	30W	1930lm	3000K	DALI
	-L33RDB- -03		2285lm	4000K	



773R-L3125B			773R-L3325B		
h (m)	d (m)	E (lux)	h (m)	d (m)	E (lux)
1,00	0,54	6537	1,00	0,83	7027
2,00	1,08	1634	2,00	1,66	1757
3,00	1,62	726	3,00	2,49	781
4,00	2,16	409	4,00	3,32	439
5,00	2,70	261	5,00	4,15	281



Carril, pag. 234
Track, pag. 234
Rail, pag. 234



Ref.		W
773A	-M4135B- -01	35W
	-M4170B- -02	
	-M4170B- -03	70W

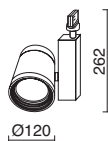
Ref.		V	W	Dim.
773A	-G18RCB- -01	12V	65W max.	C
	-G18RCB- -02			
	-G18RCB- -03			



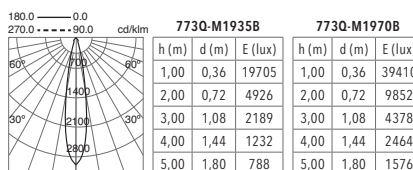
01 Blanco / White / Blanc 02 Negro / Black / Noir 03 Gris / Grey / Gris



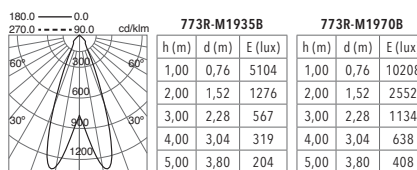
Standard colours **01** **02** **03**



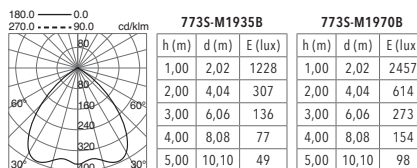
Ref.				W
773Q-	-M1935B-	-01	G8.5 HI-TC	35W
		-02		70W
		-03		



Ref.				W
773R-	-M1935B-	-01	G8.5 HI-TC	35W
		-02		70W
		-03		



Ref.				W
773S-	-M1935B-	-01	G8.5 HI-TC	35W
		-02		70W
		-03		



Carril, pag. 234
Track, pag. 234
Rail, pag. 234




01 Blanco / White / Blanc 02 Negro / Black / Noir 03 Gris / Grey / Gris

Transparencia y sobriedad en esta colección de proyectores de superficie y carril cuya doble opción en cristal transparente o mate permiten una iluminación discreta y limpia de espacios especiales. También versión suspendida.

Transparency and sobriety in this range of surface and track projectors whose dual version of transparent or frosted glass provide for discrete and clean lighting of special spaces. Also available in suspended version.

La transparence et la sobriété caractérisent cette collection de projecteurs en saillie et sur rail dont la double option verre transparent ou mat permet l'éclairage discret et net d'espaces particuliers. Existe aussi en version suspension.



DROP



DROP

BASE

ACER + ALU + GLASS IP 20

AR111 / QR-LP 111 | 3000K/4000K | 75W max.

HIPAR 111 | 35W/70W

LED PAR30 / QPAR30



Ø111



Ø111



Ø106

Suspensión
Pendant
Suspension



p. 304

DROP

TRACK

PC + ALU + GLASS IP 20

AR111 / QR-LP 111 | 3000K/4000K | 75W max.

HIPAR 111 | 35W/70W

LED PAR30 / QPAR30



Ø111



Ø111



Ø111

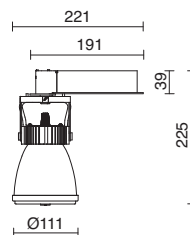
Suspensión
Pendant
Suspension



p. 304

ACER + ALU + GLASS

Standard colours **01** **02** **03**



Ref.		W
760A-	-M4135B- -01	35W
	-M4170B- -02	GX8.5 HIPAR 111
	-M4170B- -03	70W



GLASS
MAT

Ref.		W
760B-	-M4135B- -01	35W
	-M4170B- -02	GX8.5 HIPAR 111
	-M4170B- -03	70W



GLASS
TRANS

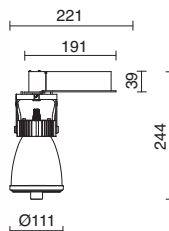
Suspensión
Pendant
Suspension



01 Blanco / White / Blanc **02** Negro / Black / Noir **03** Gris / Grey / Gris

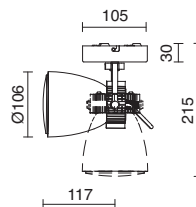
ACER + ALU + GLASS

Standard colours 01 02 03



Ref.	V	W	Dim.
-01	LED AR111*	1-50W	
760A-G18RCB-02	G53	12V	C
-03	QR-LP 111	65W max.	

Ref.	V	W	Dim.
-01	LED AR111*	1-50W	
760B-G18RCB-02	G53	12V	C
-03	QR-LP 111	65W max.	



Ref.	V	W
-01	LED PAR30*	
760A-G05X1B-02	E27	230 V
-03	QPAR30	75W max.

Ref.	V	W
-01	LED PAR30*	
760B-G05X1B-02	E27	230 V
-03	QPAR30	75W max.



Suspensión
Pendant
Suspension



*Comprobar compatibilidad geométrica entre luminaria y lámpara retrofit.
*Check the geometrical compatibility between the luminaire and the retrofit bulb.
*Vérifier la compatibilité géométrique entre le luminaire et la lampe rétrofit.

01 Blanco / White / Blanc 02 Negro / Black / Noir 03 Gris / Grey / Gris

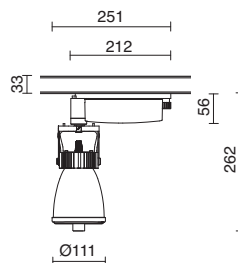
DROP





PC + ALU + GLASS

Standard colours 01 02 03



Ref.		W
760C-	-M4135B-01	35W
	-02	GX8.5 HIPAR 111
	-M4170B-03	



GLASS
MAT

Ref.		W
760D-	-M4135B-01	35W
	-02	GX8.5 HIPAR 111
	-M4170B-03	



GLASS
TRANS

Suspensión
Pendant
Suspension

Carril, pag. 234
Track, pag. 234
Rail, pag. 234

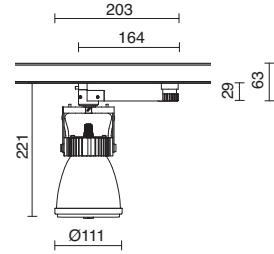


p. 304

01 Blanco / White / Blanc 02 Negro / Black / Noir 03 Gris / Grey / Gris

PC + ALU + GLASS

Standard colours 01 02 03



Ref.	V	W	Dim.
760C-G18RCB-01	LED AR111*		
-02	G53	12V	C
-03	QR-LP 111	65W max.	

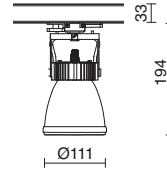
Ref.	V	W	Dim.
760D-G18RCB-01	LED AR111*		
-02	G53	12V	C
-03	QR-LP 111	65W max.	



GLASS MAT



GLASS TRANS



Ref.	V	W
760C-G05X1B-01	LED PAR30*	
-02	E27	230V
-03	QPAR30	75W max.

Ref.	V	W
760D-G05X1B-01	LED PAR30*	
-02	E27	230V
-03	QPAR30	75W max.



GLASS MAT



GLASS TRANS

Suspensión
Pendant
Suspension

*Comprobar compatibilidad geométrica entre luminaria y lámpara retrofit.
*Check the geometrical compatibility between the luminaire and the retrofit bulb.
*Vérifier la compatibilité géométrique entre le luminaire et la lampe rétrofit.

Carril, pag. 234
Track, pag. 234
Rail, pag. 234



p. 304

01 Blanco / White / Blanc 02 Negro / Black / Noir 03 Gris / Grey / Gris

TITÁN



Proyector a carril con dos opciones: Emisión de luz lineal LED y 3 proyectores de gran orientabilidad. Ambas opciones son una buena solución para la iluminación comercial. La primera para realizar baños de luz y la segunda para iluminación puntual. Existe también la versión suspendida.

Track projector with two options: LED linear light beam and 3 projectors for increased tilt. Both options provide great solutions for retail lighting. The first option is ideal for light washer and the second for spot lighting. Also available in pendant version.

Projecteur sur rail à deux options : Émission de lumière linéaire LED et 3 projecteurs extrêmement orientables. Ces deux options constituent une bonne solution d'éclairage commercial. La première pour créer un bain de lumière, l'autre pour un éclairage ponctuel. Existe aussi en suspension.

TITÁN

ACER

PC
MAT

IP
44

LED
SMD

G-5 | 14W / 21W / 28W / 35W



ACER

+ ALU

IP
20

LED AR111 / QR-LP 111 | 3x 1-50W / 3x 65W

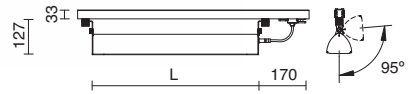


Suspensión
Pendant
Suspension

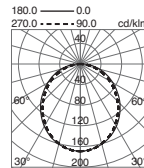




Standard colours 01 02 03



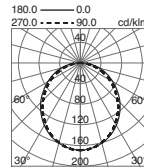
Ref.	L	W	
-F1714B-	600mm	14W	
765D-	-F1721B-01	900mm	21W
	-F1728B-02	1200mm	28W
	-F1735B-	1500mm	35W
			G-5



h (m)	d (m)	14W	21W	28W	35W
		E (lux)	E (lux)	E (lux)	E (lux)
1,00	2,72	228	355	490	617
2,00	5,44	57	89	123	154
3,00	8,16	25	39	54	69
4,00	10,88	14	22	31	39
5,00	13,60	9	14	20	25



Ref.	L	W	K
-L3114B-	600mm	10W	
765D-	-L3121B-01	900mm	15W
	-L3128B-02	1200mm	20W
	-L3135B-	1500mm	25W
			LED



h (m)	d (m)	10W	15W	20W	25W
		E (lux)	E (lux)	E (lux)	E (lux)
1,00	2,72	271	407	542	678
2,00	5,44	68	102	136	170
3,00	8,16	30	45	60	75
4,00	10,88	17	25	34	42
5,00	13,60	11	16	22	27



Suspensión
Pendant
Suspension

Carril, pag. 234
Track, pag. 234
Rail, pag. 234

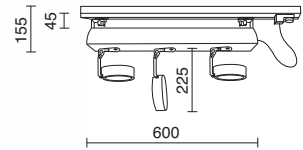


p. 296

01 Blanco / White / Blanc 02 Negro / Black / Noir 03 Gris / Grey / Gris

ACER + ALU

Standard colours 01 02 03



Ref.		V	W
765C-G18X1B-	-01	LED AR111	
	-02	G53	12V
	-03	QR-LP 111	3x 1-65W max



Accesorios / Accessories / Accessoires

Filtros de conversión para pescado, carne o pan. (Compruebe las especificaciones térmicas de las lámparas LED para usarlas con filtro)
 Conversion filter for fish, meat or bread. (Please chek thermal specs of LED bulb when using a filter)
 Filtre de conversion pour poisson, viande ou du pain. (Vérifiez les spécifications thermiques de la lampe LED pour l'usage avec filtre)

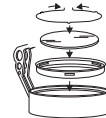
Ref.

	A14A-738-00	FISH
	A14B-738-00	MEAT
	A14C-738-00	BREAD

Porta filtros / Support for filters / Support filtres

Ref.

	A44A-772-	-01
		-02
		-03



Suspensión
Pendant
Suspension

Carril, pag. 234
Track, pag. 234
Rail, pag. 234



p. 296

01 Blanco / White / Blanc 02 Negro / Black / Noir 03 Gris / Grey / Gris



Doble versión para este mini proyector (una fija y otra orientable) con adaptador magnético a carril especial. Especialmente concebido para vitrinas y también adecuado para mobiliario.

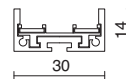
Double version for this mini projector (one fixed and another adjustable) with magnetic adapter for special track. Especially designed for display cases and also suitable for furniture.

Version double pour ce mini projecteur (fixe et orientable) avec adaptateur magnétique pour rail spécial. Spécialement conçu pour les vitrines, sert aussi pour le mobilier

SNAP



Ref.	L
B20A-	0,6m
B20B-	1,2m

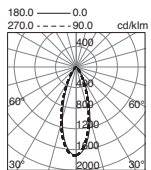


12V DC IP 20



Ref.	W	lm	K
799A-L3305E-02	4,8W	504lm	4000K

LED COB 40° 12V DC IP 20 105 lm/W 80° 356° CRI >80 50,000hrs

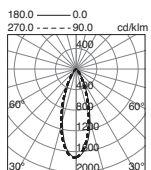


799A-L3305E		
h (m)	d (m)	E (lux)
1,00	0,73	865
2,00	1,46	216
3,00	2,19	96
4,00	2,92	54
5,00	3,65	35

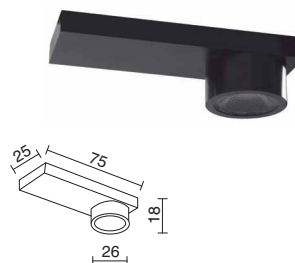


Ref.	W	lm	K
799B-L3305E-02	4,8W	504lm	4000K

LED COB 40° 12V DC IP 20 105 lm/W CRI >80 50,000hrs

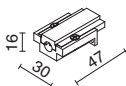


799B-L3305E		
h (m)	d (m)	E (lux)
1,00	0,73	865
2,00	1,46	216
3,00	2,19	96
4,00	2,92	54
5,00	3,65	35

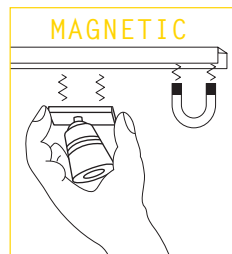
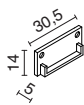


Accesorios / Accessories / Accessoires

Alimentación / Live / Alimentation



Tapa final / Dead end / Embout



Fuente de alimentación / Power supply / Source d'alimentation

Ref.	W	Hz
B02Z-X33A1E-00	60W	50-60Hz

12V DC 220V 240V IP 20 FP >0,90



io

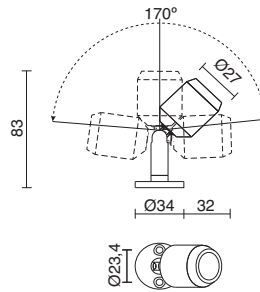
Este mini proyector está especialmente diseñado para proporcionar una luz eficaz a objetos especiales o delicados y de diseño, por ello es una excelente luminaria para vitrinas.

This mini projector is specially designed to provide efficient lighting for special, delicate or designed objects, hence it is an excellent fitting for showcases.

Ce mini projecteur est spécialement conçu pour apporter un éclairage efficace à des objets particuliers, délicats ou de design, ce qui en fait un excellent luminaire de vitrine.



Standard colours **32**



Ref.	W	K
747B- -L0101B- -32	1W	3000K
-L0301B-		5000K



Empotrables
Recessed
Encastrés



p. 150

32 Cromo / Chrome / Chromé

MIRANDA

Proyector LED de especial y original diseño que permiten diferentes posiciones y orientaciones del haz de luz. Sus dos longitudes de tija permiten cubrir un gran abanico de posibilidades.

LED projector with special and original design, allowing for different positions and tilt of the light beam. With its two stem lengths, this model allows to cover a wide range of possibilities.

Projecteur LED de conception particulière et originale permettant différentes positions et orientations du faisceau lumineux. Ses deux longueurs de tige permettent de couvrir un large éventail de possibilités.

PC + ALU

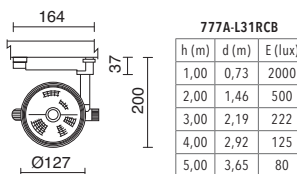
Standard colours 01 02 03



Ref.			V	W	Dim.
777A-H18RCB-	-01				
	-02	G53 QR-LP 111	12V	65W max.	C
	-03				



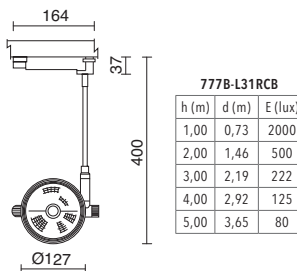
Ref.		W	lm	K	Dim.
777A-L31RCB-	-01				
	-02	13W	905lm	3000K	C
	-03				



Ref.			V	W	Dim.
777B-H18RCB-	-01				
	-02	G53 QR-LP 111	12V	65W max.	C
	-03				



Ref.		W	lm	K	Dim.
777B-L31RCB-	-01				
	-02	13W	905lm	3000K	C
	-03				



Carril, pag. 234
Track, pag. 234
Rail, pag. 234



01 Blanco / White / Blanc 02 Negro / Black / Noir 03 Gris / Grey / Gris

NESSO

Clásico proyector para base o carril, orientable a 180°, de fácil instalación. Por su diseño y prestaciones es adecuado para cualquier tipo de comercio o incluso para otros ambientes.

Classical spotlight for base or track, 180° tilt, easy to install. Its design and features make it suitable for any type of store and even for other ambiances.

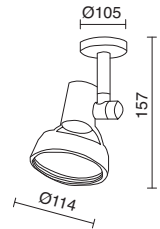
Projecteur classique pour patère ou rail, orientable à 180°, d'installation facile. Sa conception et ses prestations le rendent adapté à tout type de commerce, mais aussi à d'autres environnements.

ACER + ALU

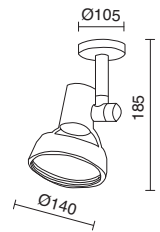
Standard colours 01 02 03



Ref.		V	W
771D-G05X1B-	-01	LED PAR30	
	-02	E27	230V
	-03	QPAR30	75W max.



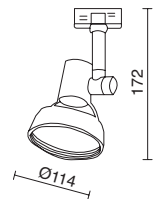
Ref.		V	W
771B-G05X1B-	-01	LED PAR38	
	-02	E27	230V
	-03	QPAR38	75W max.



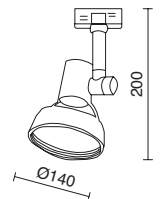
PC + ALU



Ref.		V	W
771C-G05X1B-	-01	LED PAR30	
	-02	E27	230V
	-03	QPAR30	75W max.



Ref.		V	W
771A-G05X1B-	-01	LED PAR38	
	-02	E27	230V
	-03	QPAR38	75W max.



Comprobar compatibilidad geométrica entre luminaria y lámpara retrofit.
Check the geometrical compatibility between the luminaire and the retrofit bulb.
Vérifier la compatibilité géométrique entre le luminaire et la lampe rétrofit.

Carril, pag. 234
Track, pag. 234
Rail, pag. 234



01 Blanco / White / Blanc 02 Negro / Black / Noir 03 Gris / Grey / Gris



Projector para carril o base. Es orientable a 90°. Por su simplicidad es ideal para pequeños comercios y uso doméstico.

Projector for track or base. 90° tilt. Very simple, hence ideal for small stores and home use.

Projecteur sur rail ou patère. Orientable à 90°. Sa simplicité en fait l'idéal pour les petits commerces et l'utilisation domestique.

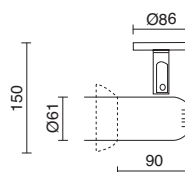
BIANCA



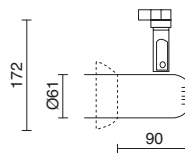
Standard colours 01 02 03



Ref.		V	W		
770A-G05X1B-	-01	E27	230V		
	-02			LED PAR30	75W max-
	-03			QPAR30	



Ref.		V	W		
770B-G05X1B-	-01	E27	230V		
	-02			LED PAR30	75W max-
	-03			QPAR30	



Comprobar compatibilidad geométrica entre luminaria y lámpara retrofit.
Check the geometrical compatibility between the luminaire and the retrofit bulb.
Vérifier la compatibilité géométrique entre le luminaire et la lampe retrofit.

Carril, pag. 234
Track, pag. 234
Rail, pag. 234



01 Blanco / White / Blanc 02 Negro / Black / Noir 03 Gris / Grey / Gris

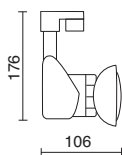


BELMEZ

Sencillo proyector para acoplar a carril trifásico con casquillo GU10 para poder usar con un amplio abanico de lámparas. Permite su total orientabilidad y rotación para poder iluminar de forma versátil.

Simple three-phase track projector with GU10 housing that can be used with a wide range of lamps. It features full swiveling and rotation for versatile lighting options.

Projecteur simple à connecter sur un rail triphasé avec une douille GU10 pour une utilisation avec une large gamme de lampes. Parfaitement orientable, il offre un éclairage polyvalent.



Ref.		V	W
029A-G21X1A-	-01		
	-03		
	GU10	LED Retrofit	
		QPAR-16	50W max.




- Lámpara no incluida.
- Lamp not included.
- Lampe exclue.

Posición del portalámparas ajustable. Con adaptador a carril trifásico.
Adjustable lamp holder position. With three-phase track adapter.
Position de la lampe réglable. Avec adaptateur pour rail triphasé.



- Carril no incluido.
- Track not included.
- Rail exclu.

TRACK

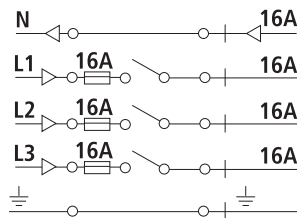


ESQUEMA ELÉCTRICO TRIFÁSICO 3-PHASE ELECTRIC DIAGRAM SCHÉMA ÉLECTRIQUE TRIPHASE

Esquema eléctrico trifásico a tensión de red 230/400V.
La conexión a la red eléctrica trifásica 230/400V permite una carga total de 16A que corresponde a 11040W repartibles entre los 3 circuitos (3x3680W).

230/400V main-voltage 3-circuit electric diagram.
The connection to the 230/400V 3-phase electricity mains allows an overall load of 16A, corresponding to 11040W, which can be divided among the three circuits (3x3680W).

Schéma électrique triphase pour courant électrique 230/400V.
Le branchement au courant triphase 230/400V permet une charge totale de 16A ou 11040W qui peut être distribuée dans les trois circuits (3x3680W).

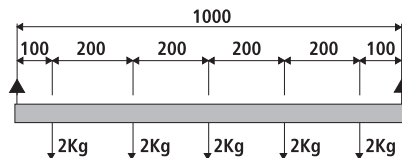


PESO CAPACITY/WEIGHT POIDS

Peso El carril puede soportar una carga de 2Kg cada 200mm con una distancia máxima entre los puntos de fijación de 1000mm. En el caso de pesos de 5kg cada 200mm la distancia de fijación debe ser de 500mm.


Capacity/weight The track can stand a 2Kg load every 200mm, with a maximum distance of 1000mm between the fixing points. For 5Kg every 200mm, the fixing distance has to be 500mm.

Poids Le rail peut supporter un poids de 2Kg chaque 200mm avec une distance maximum entre points de fixation de 1000mm. Pour poids de 5Kg chaque 200mm la distance maximum entre points de fixation doit être 500mm.

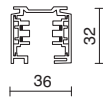


ALU

Standard colours 01 02 39



Ref.	L
B17A-	1m
B17B- -X33X2B-	2m
B17C-	3m



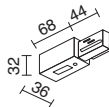
IP 20

Accesorios / Accessories / Accessoires

Standard colours 01 02 03

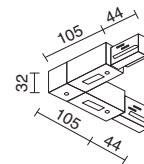
Alimentación derecha / Live end right / Alimentation droite

Ref.	
-01	
B17D-X33X2B-	-02
	-03



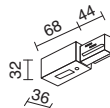
Codo 90° interior / 90° in junction coupling / Coude rigide 90° int.

Ref.	
-01	
B17G-X33X2B-	-02
	-03



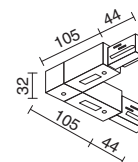
Alimentación izquierda / Live end left / Alimentation gauche

Ref.	
-01	
B17E-X33X2B-	-02
	-03



Codo 90° exterior / 90° out junction coupling / Coude rigide 90° ext.

Ref.	
-01	
B17M-X33X2B-	-02
	-03



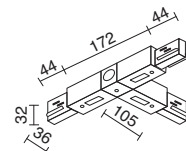
Tapa final / Dead end / Embout

Ref.	
-01	
A53G-786-	-02
	-03



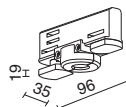
T derecha / T live right / T droite

Ref.	
-01	
B17I-X33X2B-	-02
	-03



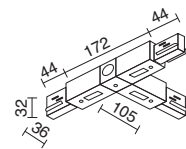
Adaptador universal / Universal adaptor / Adaptateur universel

Ref.	
-01	
B17F-X33X2B-	-02
	-03



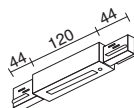
T izquierda / T Live left / T gauche

Ref.	
-01	
B17N-X33X2B-	-02
	-03



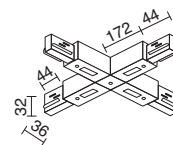
Alimentación central / Supply straight coupling / Alimentation centrale

Ref.	
-01	
B17H-X33X2B-	-02
	-03



Unión en cruz / "X" junction coupling / Jonction en croix

Ref.	
-01	
B17J-X33X2B-	-02
	-03



01 Blanco / White / Blanc 02 Negro / Black / Noir 03 Gris / Grey / Gris 39 Aluminio anodizado / Anodized aluminum / Aluminium brossé

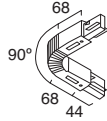
Accesorios / Accessories / Accessoires

Standard colours 01 02 03

Unión flexible
Flexible junction coupling
Jonction flexible

Ref.

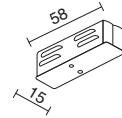
B17K-X33X2B-	-01
	-02
	-03



Unión con contacto
Straight coupling with supply possibility
Jonction avec continuité électrique

Ref.

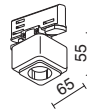
B17L-X33X2B-	-01
	-02
	-03



Base SCHUKO carril / SCHUKO base track / Patère SCHUKO rail

Ref.

B17O-X33X2B-	-01
	-02



Tija 13 mm / Pendant 13 mm / Tige 13 mm

Ref.

Ref.	L
A53C-786-	-01 1200 mm
	-02
A53D-786-	-03 600 mm

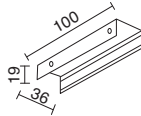


*Es necesario instalar con la leva ref. A53F o la A53E.

Leva para para cable de acero o tija de 13mm (uso en unión carriles)
Clip for steel cable or pendant rod 13mm (union track use)
Fixation pour cables ou tiges 13mm (utilisation union rails)

Ref.

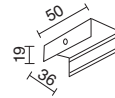
A53F-786-	-01
	-02
	-03



Leva para para cable de acero o tija de 13mm
Clip for steel cable or pendant rod 13mm
Fixation pour cables ou tiges 13mm

Ref.

A53E-786-	-01
	-02
	-03



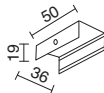
Accesorios / Accessories / Accessoires

Standard colours 39

Leva sólo para techo / Fixing clamp. Only for ceiling / Fixation. Seulement pour plafond

Ref.

A53H-786-39



Cable de acero / Steel cable / Cable acier

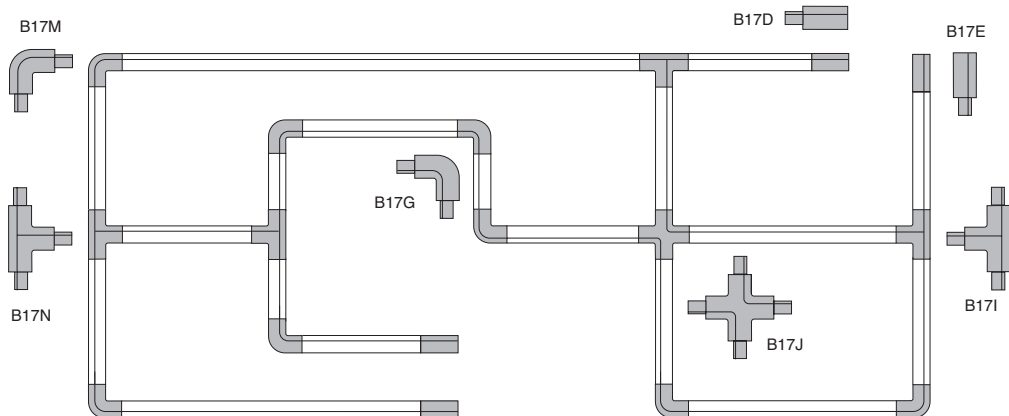
Ref.

Ref.	L
A53A-786-	-01 1500 mm
	-39
A53B-786-	-02 3000 mm



*Es necesario instalar con la leva ref. A53F o la A53E.

Posición del conductor a tierra / Position of the supply of earth conductor / Position du conducteur à terre.



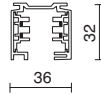
01 Blanco / White / Blanc 02 Negro / Black / Noir 03 Gris / Grey / Gris 39 Aluminio anodizado / Anodized aluminum / Aluminium brossé

ALU

Standard colours 01 02 39



Ref.	L
B18A-X33X2U-01	1m
B18B-X33X2U-02	2m
B18C-X33X2U-39	3m



IP 20

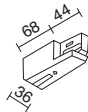
Accesorios / Accessories / Accessoires

Standard colours 01 02 03

Alimentación derecha / Live end right / Alimentation droite

Ref.

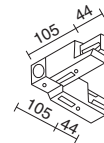
-01
B18D-X33X2U-02
-03



Codo 90° interior / 90° in junction coupling / Coude rigide 90° int.

Ref.

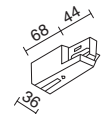
-01
B18F-X33X2U-02
-03



Alimentación izquierda / Live end left / Alimentation gauche

Ref.

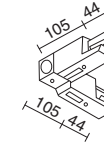
-01
B18E-X33X2U-02
-03



Codo 90° exterior / 90° out junction coupling / Coude rigide 90° ext.

Ref.

-01
B18I-X33X2U-02
-03



Tapa final / Dead end / Embout

Ref.

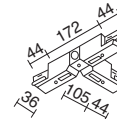
-01
A54A-786-02
-03



T derecha / T live right / T droite

Ref.

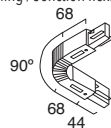
-01
B18H-X33X2U-02
-03



Unión flexible / Flexible junction coupling / Jonction flexible

Ref.

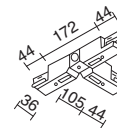
-01
B18J-X33X2U-02
-03



T izquierda / T Live left / T gauche

Ref.

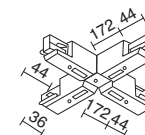
-01
B18M-X33X2U-02
-03



Unión en cruz / "X" junction coupling / Jonction en croix

Ref.

-01
B18I-X33X2U-02
-03



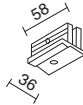
Accesorios / Accessories / Accessoires

Standard colours 01 02 03

Unión con contacto
Straight coupling with supply possibility
Jonction avec continuité électrique

Ref.

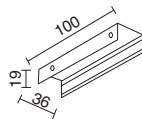
B18K-X33X2U-	-01
	-02
	-03



Leva para para cable de acero o tija de 13mm (uso en unión carriles)
Clip for steel cable or pendant rod 13mm (union track rails)
Fixation pour cables ou tiges 13mm (utilisation union rails)

Ref.

A53F-786-	-01
	-02
	-03



Tija 13 mm / Pendant 13 mm / Tige 13 mm

Ref.

Ref.	L
A53C-786-	-01 1200 mm
A53D-786-	-03 600 mm

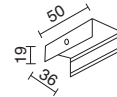


*Es necesario instalar con la leva ref. A53F o la A53E.

Leva para para cable de acero o tija de 13mm
Clip for steel cable or pendant rod 13mm
Fixation pour cables ou tiges 13mm

Ref.

A53E-786-	-01
	-02
	-03



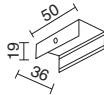
Accesorios / Accessories / Accessoires

Standard colours 39

Leva sólo para techo / Fixing clamp. Only for ceiling / Fixation. Seulement pour plafond

Ref.

A53H-786-39



Cable de acero / Steel cable / Cable acier

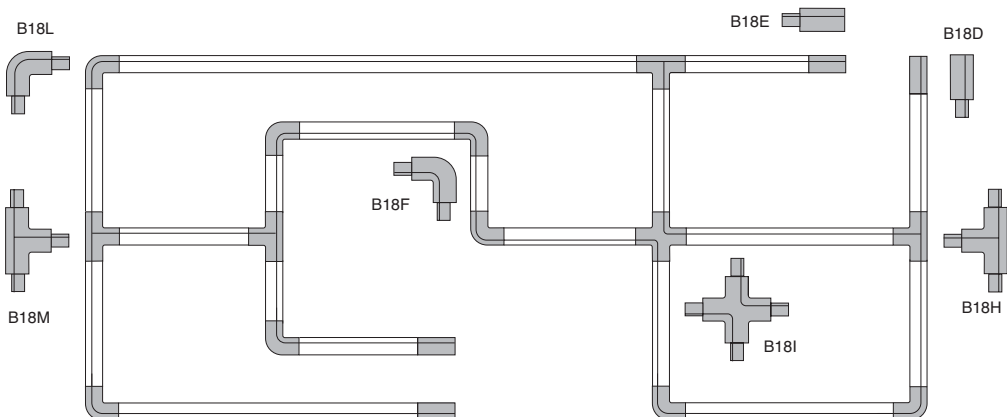
Ref.

Ref.	L
A53A-786-	-39 1500 mm
A53B-786-	-39 3000 mm




*Es necesario instalar con la leva ref. A53F o la A53E.

Posición del conductor a tierra / Position of the supply of earth conductor / Position du conducteur à terre.



01 Blanco / White / Blanc 02 Negro / Black / Noir 03 Gris / Grey / Gris 39 Aluminio anodizado / Anodized aluminum / Aluminium brossé



03

Superficie / Surface / Saillie



VALGUS

Plafón LED a techo o pared IP54 de policarbonato y forma circular que incorpora una versión regulable, una con emergencia incorporada, una con detector de presencia y una cuarta con selección de temperatura de color mediante un interruptor convencional. También versión cuadrada regulable. Buena solución para porches, zonas de paso...

Round LED fitting for wall or ceiling, IP54 in polycarbonate, with dimmable version, one with emergency incorporated, one with presence sensor and a fourth version with color temperature selection by means of conventional switch. Also available in dimmable square version. Good solution for porches, transit areas...

Plafonnier ou applique murale LED IP54 en polycarbonate de forme ronde qui existe en version réglable, avec indicateur de sortie de secours incorporé, avec détecteur de présence ou avec sélection de température de couleur par un interrupteur ordinaire. Existe aussi en version carrée réglable. Bonne solution pour les porches, les zones de passage...

VALGUS

PC PC OPAL IP 54

LED SMD

G-5 | 14W / 21W / 28W / 35W



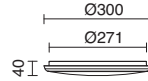
Ø300



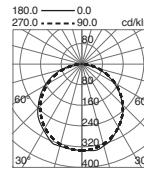
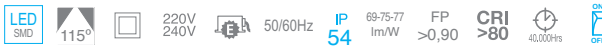
Ø300



300



Ref.	W	lm	K	Dim.
806A-L5218B-01	18W	1250/1350/1400lm	3000/4000/5700K	C



Cambio CCT


1. Los encendidos y apagados en intervalos de 0-2 segundos, cambian la temperatura de color en secuencia A-B-C.
2. Cuatro secuencias seguidas de encendido/apagado en intervalos inferiores a 2 segundos, restituyen los parámetros de fábrica.
3. Un apagado después de estar luciendo más de 2 segundos, activa la función memoria. En el próximo encendido se mantendrá la última temperatura de color.

Changing CCT

1. When light is on switch off within 0-2s, color changes from A-B-C.
2. When light is on, continuously switch on and off for 4 times, restore to factory settings. Note: every single switch on and off carried out within 2 seconds.
3. When light is on, switch off after 2s, memory function activated, color remains the same for the next operation.

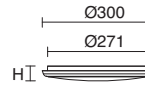
Modifications CC

1. Si vous allumez et éteignez à des intervalles de 0-2 secondes, la température de la couleur changera en séquences A-B-C.
2. Quatre séquences consécutives de marche/arrêt en intervalles de moins de 2 secondes, restaurent les réglages de l'usine. Remarque : chaque commutateur marche / arrêt s'effectue en 2 secondes.
3. Éteindre après plus de 2 secondes de mise en marche, active la fonction mémoire. À la prochaine mise en marche, la température de couleur sera la dernière sélectionnée.

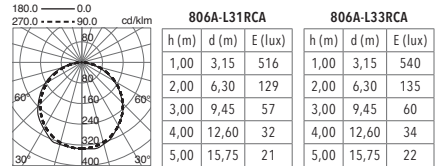




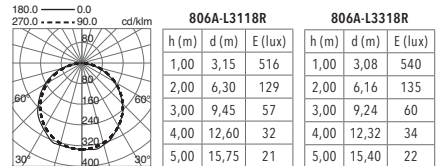
Standard colours **01**



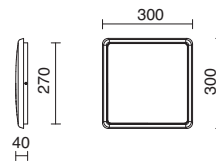
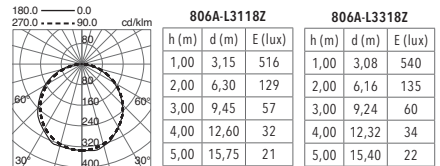
Ref.	H	W	lm	K	Dim.
806A- -L31RCA- -L33RCA-	-01	40mm 18W	1530lm 1600lm	3000K 4000K	C



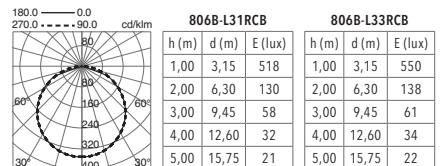
Ref.	H	W	lm	K	Dim.
806A- -L3118R- -L3318R-	-01	48mm 18W	1530lm 1600lm	3000K 4000K	NO



Ref.	H	W	lm	K	Dim.
806A- -L3118Z- -L3318Z-	-01	48mm 18W	1530lm 1600lm	3000K 4000K	NO



Ref.	W	lm	K	Dim.
806B- -L31RCB- -L33RCB-	-01	18W	1494lm 1584lm	3000K 4000K



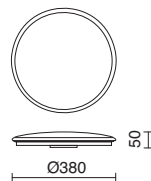
01 Blanco / White / Blanc

Útil, práctico, discreto, eficiente y de fácil instalación. Este plafón IP44 LED es una luminaria versátil y comercial que puede adaptarse a diversos usos.

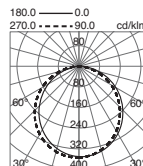
Useful, practical, discrete, efficient and easy to install. This IP44 LED fitting is a versatile and commercial option that can easily adapt to a range of uses.

Utilité, pratique, discret, performant et d'installation facile. Ce plafonnier IP44 LED est un luminaire polyvalent et commercial adaptable à plusieurs usages.

CARRE



Ref.	W	lm	K
731A- -L3125B-	-01 25W	1750lm	3000K
-L3325B-		1930lm	4000K



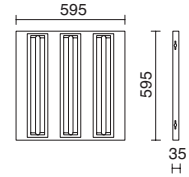
731A-L3125B			731A-L3325B		
h (m)	d (m)	E (lux)	h (m)	d (m)	E (lux)
1,00	3,45	800	1,00	3,45	880
2,00	6,90	200	2,00	6,90	220
3,00	10,35	89	3,00	10,35	98
4,00	13,80	50	4,00	13,80	55
5,00	17,25	32	5,00	17,25	35

MΔB

Luminaria LED 60x60cm con bajo grado de deslumbramiento y posibilidad de regulación, también mediante detector crepuscular donde no sea posible el empotramiento de la luminaria. Muy recomendable para oficinas, aulas y otras zonas de trabajo.

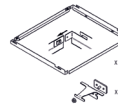
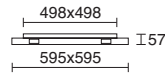
LED fitting, in 60x60cm with low glare and dimmable, also available with daylight sensor for situations in which the fitting cannot be recessed. Highly recommended for offices, classrooms and other work areas.

Luminaire LED 60x60 cm faiblement éblouissant avec possibilité de réglage, notamment par détecteur crépusculaire lorsque l'encastrement du luminaire n'est pas possible. Particulièrement recommandé pour les bureaux, les salles de classe et plus généralement les espaces de travail.

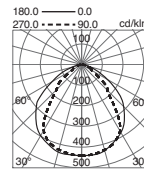


Kit de superficie
Surface mounted kit
Kit montage en saillie

A20B-783-01



Ref.	W	lm	K	Dim.
-L3145B-		3939lm	3000K	
-L3345B-		4210lm	4000K	NO*
783A- -L31R2B-	45W	3939lm	3000K	PUSH
-L33R2B-		4210lm	4000K	DALI



783A-L3145B

h (m)	d (m)	E (lux)
1,00	2,85	1604
2,00	5,70	401
3,00	8,55	178
4,00	11,40	100
5,00	14,25	64

783A-L3345B

h (m)	d (m)	E (lux)
1,00	2,85	1714
2,00	5,70	429
3,00	8,55	190
4,00	11,40	107
5,00	14,25	69

Empotrables
Recessed
Encastrés



p. 74

Suspensión
Pendant
Suspension



p. 276

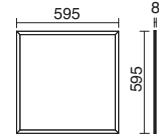


SPLAT

Luminaria LED 60x60cm con bajo grado de deslumbramiento (difusor prismático) y posibilidad de regulación, también mediante detector crepuscular donde no sea posible el empotramiento de la luminaria. Muy recomendable para oficinas, aulas y otras zonas de trabajo donde no sea posible empotrar.

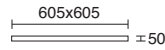
60x60cm LED fitting with low glare (prismatic diffuser) and dimmable, also available with daylight sensor for situations in which the fitting cannot be recessed. Highly recommended for offices, classrooms and other work areas in which the fitting cannot be recessed.

Luminaire LED 60x60cm faiblement éblouissant (diffuseur prismatique) avec possibilité de réglage, notamment par détecteur crépusculaire lorsque l'encastrement du luminaire n'est pas possible. Particulièrement recommandé pour les bureaux, les salles de classe et plus généralement les espaces de travail où l'encastrement n'est pas possible.

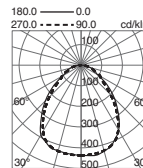


Kit de superficie
Surface mounted kit
Kit montage en saillie

A20B-583-01



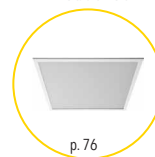
Ref.	W	lm	K	Dim.
804A- -L3142B- -L3342B- -L31RDB- -L33RDB-	-01 42W	3700lm 3900lm 3700lm 3900lm	3000K 4000K 3000K 4000K	NO* DALI



804A-L3142B			804A-L3342B		
h (m)	d (m)	E (lux)	h (m)	d (m)	E (lux)
1,00	1,42	1682	1,00	1,42	1773
2,00	2,84	421	2,00	2,84	443
3,00	4,26	187	3,00	4,26	197
4,00	5,68	105	4,00	5,68	111
5,00	7,10	67	5,00	7,10	71

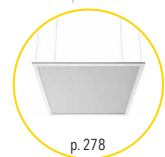
LED SMD 90° 220V 240V 50/60Hz IP 40 88 lm/W 3000K 93 lm/W 4000K * FP >0,90 CRI >80 UGR <19 40,000hrs

Empotrables
Recessed
Encastrés



p. 76

Suspensión
Pendant
Suspension



p. 278



BILOG

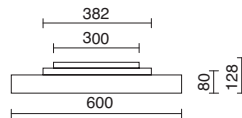
Luminaria LED adosada a techo disponible en dos tamaños de importantes dimensiones y alto flujo para iluminar grandes espacios: lobbies de hotel, salas de conferencia, salas de reuniones. Zonas donde sea necesario una iluminación eficaz y decorativa a la vez. Se puede combinar con su versión suspendida.

LED light fitting attached to the ceiling, in two large sizes and high output for lighting large spaces: hotel lobbies, conference rooms, meeting rooms. Areas which require efficient, and decorative lighting. Available for combination with its suspended version.

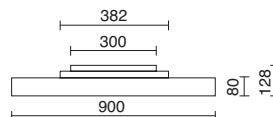
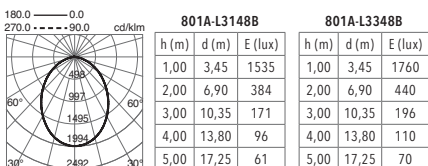
Luminaire LED adossé au plafond, disponible en deux dimensions de grande taille et à flux élevé pour éclairer de grands espaces : halls d'hôtel, salles de conférence, salles de réunion. Secteurs réclamant un éclairage à la fois efficace et décoratif. Combinable avec la version suspendue.



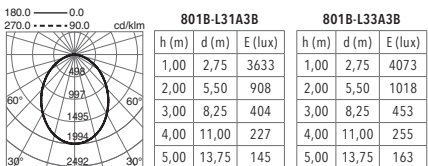
Standard colours **01**



Ref.	W	lm	K
801A- -L3148B- -L3348B-	-01 48W	3980lm 4563lm	3000K 4000K



Ref.	W	lm	K
801B- -L31A3B- -L33A3B-	-01 110W	9420lm 10560lm	3000K 4000K



Suspensión
Pendant
Suspension



01 Blanco / White / Blanc

PARED

Luminaria de superficie LED (tanto techo como pared) práctica y funcional que se adapta a cualquier ambiente actual y moderno, ya sea un espacio público o privado. Disponible en dos tamaños y también en versión suspendida.

Practical and functional surface LED light fitting (for ceiling and wall), adapts to any current and modern ambience, either private or public. Available in two sizes and also in suspended version.

Luminaire en saillie LED (de plafond ou mural) pratique et fonctionnel qui s'adapte à tout type d'espace actuel et moderne, qu'il soit public ou privé. Disponible en deux dimensions, ainsi qu'en version suspendue.



Eficiencia y simplicidad caracterizan esta luminaria LED de sólo 60mm de ancho y difusor de bajo deslumbramiento para iluminación de oficinas y espacios diáfanos con techo no-empotrable. Sus accesorios en "L", "T" o cruz también se iluminan creando líneas continuas no sólo longitudinalmente.

Efficiency and simplicity are the main features of this LED light fitting, just 60 mm wide, and with minimal glare diffuser for lighting offices and open-plan spaces with non-recessed ceiling. Its "L", "T" or cross-shaped accessories also light up, thus creating continuous lines as well as lengthwise.


La performance et la simplicité caractérisent ce luminaire LED épais de 60 mm seulement avec diffuseur à faible éblouissement pour éclairer des bureaux et des espaces diaphanes dont le plafond ne permet pas l'encastrement. Ses accessoires en «L», en «T» ou en croix s'éclairent aussi, créant des lignes continues pas seulement dans le sens de la longueur.

RENIX

ALU IP
20


LED
SMD

23W / 32W / 39W | 108°



60x80 x (879/1139/1481)

Empotrables
Recessed
Encastrés



p. 64

Empotrables
Recessed
Encastrés



p. 66

Suspensión
Pendant
Suspension



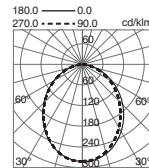
p. 290



Standard colours 01 03



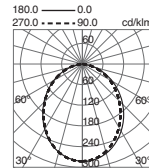
Ref.	L	W	lm	K	Dim.
808D- -L3123B- -L3323B-01 -L31RDB-03 -L33RDB-	879mm	23W	2755lm 3100lm 2755lm 3100lm	3000K 4000K 3000K 4000K	NO* DALI



808D-L3123B			808D-L3323B		
h (m)	d (m)	E (lux)	h (m)	d (m)	E (lux)
1,00	2,75	619	1,00	2,75	697
2,00	5,50	155	2,00	5,50	174
3,00	8,25	69	3,00	8,25	77
4,00	11,00	39	4,00	11,00	44
5,00	13,75	25	5,00	13,75	28

LED SMD 108° 220V/240V 50/60Hz IP20 120 lm/W 3000K 135 lm/W 4000K *FP >0,90 CRI >80 UGR <19 60.000Hrs

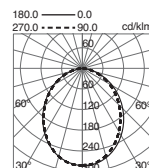
Ref.	L	W	lm	K	Dim.
808E- -L3132B- -L3332B-01 -L31RDB-03 -L33RDB-	1139mm	32W	3920lm 4400lm 3920lm 4400lm	3000K 4000K 3000K 4000K	NO* DALI



808E-L3132B			808E-L3332B		
h (m)	d (m)	E (lux)	h (m)	d (m)	E (lux)
1,00	2,75	881	1,00	2,75	989
2,00	5,50	220	2,00	5,50	247
3,00	8,25	98	3,00	8,25	110
4,00	11,00	55	4,00	11,00	62
5,00	13,75	35	5,00	13,75	40

LED SMD 108° 220V/240V 50/60Hz IP20 123 lm/W 3000K 138 lm/W 4000K *FP >0,90 CRI >80 UGR <19 60.000Hrs

Ref.	L	W	lm	K	Dim.
808F- -L3139B- -L3339B-01 -L31RDB-03 -L33RDB-	1479mm	39W	4615lm 5200lm 4615lm 5200lm	3000K 4000K 3000K 4000K	NO* DALI



808F-L3139B			808F-L3339B		
h (m)	d (m)	E (lux)	h (m)	d (m)	E (lux)
1,00	2,75	1037	1,00	2,75	1169
2,00	5,50	259	2,00	5,50	292
3,00	8,25	115	3,00	8,25	130
4,00	11,00	65	4,00	11,00	73
5,00	13,75	41	5,00	13,75	47

LED SMD 108° 220V/240V 50/60Hz IP20 118 lm/W 3000K 133 lm/W 4000K *FP >0,90 CRI >80 UGR <19 60.000Hrs


Accesorios / Accessories / Accessoires

Chapas de unión entre módulos
Joint plates
Plaques d'union



Ref.
A58A-808-41

Empotrables
Recessed
Encastrés



Empotrables
Recessed
Encastrés



Suspensión
Pendant
Suspension



01 Blanco / White / Blanc 03 Gris / Grey / Gris

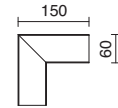
B22




Standard colours 01 03



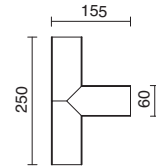
Ref.	W	lm	K
B22A- -L3107B- -01	7W	795lm	3000K
-L3307B- -03		900lm	4000K




LED SMD
108°
220V 240V
50/60Hz
IP 20
114 lm/W 3000K
129 lm/W 4000K
FP >0,90
CRI >80
60,000Hrs
UGR <19



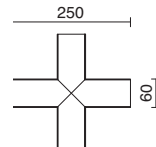
Ref.	W	lm	K
B22B- -L3110B- -01	10W	1150lm	3000K
-L3310B- -03		1300lm	4000K



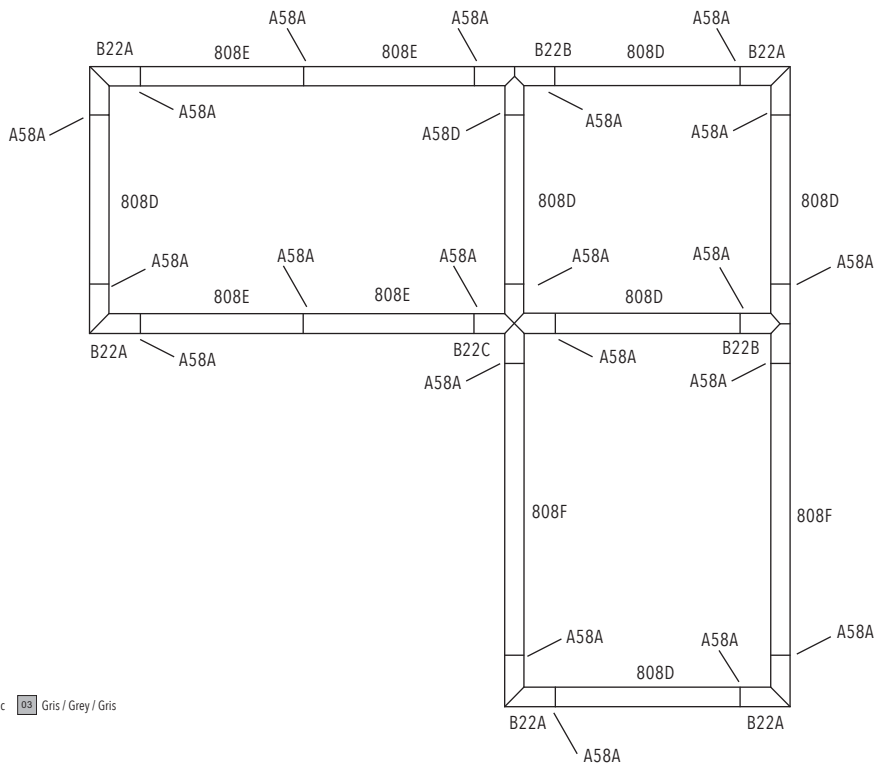
LED SMD
108°
220V 240V
50/60Hz
IP 20
115 lm/W 3000K
130 lm/W 4000K
FP >0,90
CRI >80
60,000Hrs
UGR <19



Ref.	W	lm	K
B22C- -L3113B- -01	13W	1505lm	3000K
-L3313B- -03		1700lm	4000K



LED SMD
108°
220V 240V
50/60Hz
IP 20
116 lm/W 3000K
131 lm/W 4000K
FP >0,90
CRI >80
60,000Hrs
UGR <19



01 Blanco / White / Blanc 03 Gris / Grey / Gris



BUIS

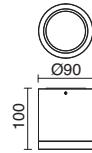
Downlight LED de superficie en tres tamaños/potencias y un alto IP lo hacen adecuado para baños cocinas y sobre todo porches y marquesinas o ambientes que requieran luminarias sobrias y discretas.

Surface-fitted LED downlight in three sizes/wattage and high IP make this an ideal choice for bathrooms, kitchens and especially for porches and marquee or ambientes that require sober and discrete lighting.

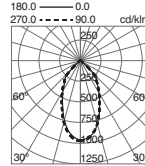
Plafonnier LED en saillie en trois dimensions/puissances et avec un IP élevé qui en font l'idéal pour les salles d'eau et cuisines, mais surtout pour les porches, les marques ou les espaces exigeant des luminaires sobres et discrets.



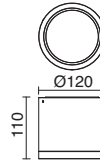
Standard colours **01** **03**



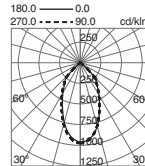
Ref.	W	lm	K
805A- -L3115A- -01	15W	1200lm	3000K
-L3315A- -03		1280lm	4000K



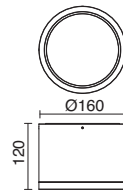
805A-L3115A			805A-L3315A		
h (m)	d (m)	E (lux)	h (m)	d (m)	E (lux)
1,00	0,93	1102	1,00	0,93	1175
2,00	1,86	276	2,00	1,86	294
3,00	2,79	122	3,00	2,79	131
4,00	3,72	69	4,00	3,72	73
5,00	4,65	44	5,00	4,65	47



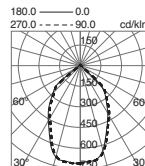
Ref.	W	lm	K
805B- -L3125A- -01	25W	2320lm	3000K
-L3325A- -03		2420lm	4000K



805B-L3125A			805B-L3325A		
h (m)	d (m)	E (lux)	h (m)	d (m)	E (lux)
1,00	0,93	2121	1,00	0,93	2212
2,00	1,86	530	2,00	1,86	553
3,00	2,79	236	3,00	2,79	246
4,00	3,72	133	4,00	3,72	138
5,00	4,65	85	5,00	4,65	88



Ref.	W	lm	K
805C- -L3135A- -01	35W	3320lm	3000K
-L3335A- -03		3430lm	4000K



805C-L3135A			805C-L3335A		
h (m)	d (m)	E (lux)	h (m)	d (m)	E (lux)
1,00	1,40	1780	1,00	1,40	1897
2,00	2,80	445	2,00	2,80	474
3,00	4,20	198	3,00	4,20	211
4,00	5,60	111	4,00	5,60	119
5,00	7,00	71	5,00	7,00	76


01 Blanco / White / Blanc **03** Gris / Grey / Gris

IBIZA

Pequeña luminaria LED de superficie para ir colocada en mobiliario incluyendo los de cocinas y baños. Buena opción tanto a nivel doméstico como hotelero.

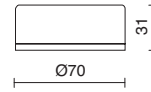
Small LED surface mounted light fitting for use in furniture, including kitchen and bathroom units. Good option for home and hotel solutions.

Petit luminaire LED en saillie à placer dans le mobilier, notamment en cuisine et dans la salle d'eau. Bonne option aussi bien à la maison qu'en hôtellerie.





Standard colours 01 02 32 45



Ref.		W	lm	K
753B-L3202B-	-01 -02	3,2W	290lm	3000K
753B-L3202B-	-32 -45	3,2W	290lm	3000K



Empotrables
Recessed
Encastrés



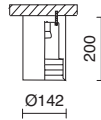
01 Blanco / White / Blanc 02 Negro / Black / Noir 32 Cromo / Chrome / Chromé 45 Cromado mate / Matt chrome / Chromé mat



Un downlight sobrio de superficie para dar el máximo protagonismo a la luz. Fácil de instalar con multitud de aplicaciones.

A sober surface downlight ensuring light first place. Easy to install with a range of applications.

Plafonnier avec une surface sobre pour mettre la lumière en vedette. Installation facile et applications multiples.



Ref.			W
767A-G05X1B-	-01	E27	LED Retrofit QPAR38 120W max
	-02		
	-03		

EXCL.  IP 20



TAU

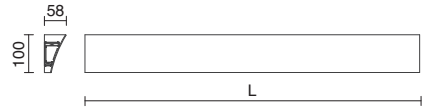
Elegante aplique LED fabricado en aluminio que proporciona una agradable luz directa e indirecta. Se puede también instalar de forma vertical. Indicado para zonas de paso.

Elegant LED fitting made in aluminum, providing pleasant direct and indirect light. Also available for vertical installation. Indicated for transit areas.

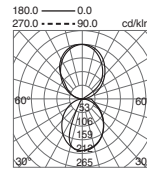
Élégante applique LED faite d'aluminium qui offre une agréable lumière directe et indirecte. Peut aussi s'installer verticalement. Indiquée pour les zones de passage.



Standard colours 01 03



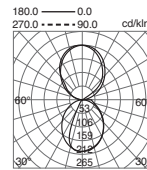
Ref.	L	W	lm	K	Dim.
811A- -L3121B-	585mm	21W	2425lm	3000K	NO*
-L3321B- -01			2800lm	4000K	
-L31RDB- -03			2425lm	3000K	DALI
-L33RDB-			2800lm	4000K	



LED SMD

 220V / 240V
 50/60Hz
 IP 20
 115 lm/W / 3000K
 133 lm/W / 4000K
 FP* >0,90
 CRI >80
 60,000Hrs

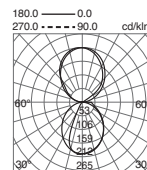
Ref.	L	W	lm	K	Dim.
811B- -L3133B-	885mm	33W	4205lm	3000K	NO*
-L3333B- -01			4700lm	4000K	
-L31RDB- -03			4205lm	3000K	DALI
-L33RDB-			4700lm	4000K	



LED SMD

 220V / 240V
 50/60Hz
 IP 20
 127 lm/W / 3000K
 142 lm/W / 4000K
 FP* >0,90
 CRI >80
 60,000Hrs

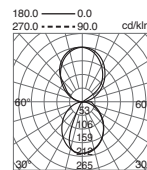
Ref.	L	W	lm	K	Dim.
811C- -L3142B-	1145mm	42W	4970lm	3000K	NO*
-L3342B- -01			5600lm	4000K	
-L31RDB- -03			4970lm	3000K	DALI
-L33RDB-			5600lm	4000K	



LED SMD

 220V / 240V
 50/60Hz
 IP 20
 118 lm/W / 3000K
 133 lm/W / 4000K
 FP* >0,90
 CRI >80
 60,000Hrs


Ref.	L	W	lm	K	Dim.
811D- -L3152B-	1485mm	52W	5920lm	3000K	NO*
-L3352B- -01			6700lm	4000K	
-L31RDB- -03			5920lm	3000K	DALI
-L33RDB-			6700lm	4000K	



LED SMD

 220V / 240V
 50/60Hz
 IP 20
 114 lm/W / 3000K
 129 lm/W / 4000K
 FP* >0,90
 CRI >80
 60,000Hrs

01 Blanco / White / Blanc 03 Gris / Grey / Gris



0

4

Suspensión / Pendant / Suspension

DUBÉ

Simplicidad, sobriedad y versatilidad estas son las características de esta colección de luminarias de suspensión que en sus diferentes combinaciones puede iluminar y decorar diferentes tipos de ambientes. De los más funcionales a aquellos que necesitan un toque de sofisticación.

Existe también la versión proyector para su combinación.

Simplicity, sobriety and versatility are the main features of this series of suspended light fittings, which in the different combinations can light and decorate a range of different ambiances. From the more functional ones to those which require a touch of sophistication.

The projector version is also available for mixing.

Simplicité, sobriété, polyvalence, telles sont les caractéristiques de cette gamme de luminaires suspendus capables selon leurs différentes combinaisons d'éclairer et décorer plusieurs types d'environnements. Des plus fonctionnels, à ceux qui exigent une touche de sophistication.

Existe aussi en version projecteur à combiner.

DUBÉ

BASE - TRACK

ALU PC TRANS ALU FACET IP 20

LED COB | 945lm | 3000K | 9,2W.



Ø40



Proyectores
Spotlights
Projecteurs



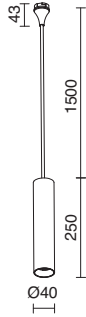
p. 166



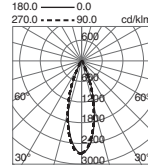
Standard colours **01** **02**



* Añadir bases / Add bases / Ajouter des bases



Ref.	W	lm	K
796B-L3110I-	9,2W	945lm	3000K
-01			
-02			



796B-L3110I


h (m)	d (m)	E (lux)
1,00	0,57	1913
2,00	1,14	478
3,00	1,71	213
4,00	2,28	120
5,00	2,85	77

Accesorios / Accessories / Accessoires

Embellecedor antideslumbrante / Anti-glare embellisher / Enjoliveur antireflets



Ref.	
A55A-796-	-02
	-45
	-46



796A-L3110I-01 + A55A-796-45 + A47C-796-92

Filtro suavizante
Softener filter
Filtre adouissant



Ref.

A47D-796-92

Filtro extensivo
Extensive filter
Filtre vaste



Ref.

A47E-796-92

Filtro elongador
Extension filter
Filtre d'extension



Ref.

A47C-796-92

Rejilla antideslumbrante
Anti-glare grille
Grille antireflets



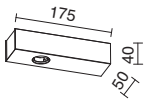
Ref.

A04M-796-02

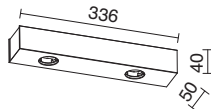


796A-L3110I-02 + A55A-796-46 + A04M-796-02

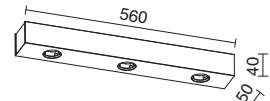
Bases necesarias / Bases required / Bases requises



Ref.	W
B19A-X3310B-	10W
-01	
-02	



Ref.	W
B19B-X3340B-	20W
-01	
-02	




Ref.	W
B19C-X3330B-	30W
-01	
-02	



01 Blanco / White / Blanc 02 Negro / Black / Noir

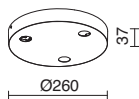

Bases necesarias / Bases required / Bases requises

Standard colours 01 02



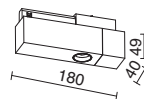
Ref.	W
B19E-X3310B-01	10W
B19E-X3310B-02	

220V/240V
 50/60Hz
 IP 20
 FP >0,95



Ref.	W
B19F-X3330B-01	30W
B19F-X3330B-02	

220V/240V
 50/60Hz
 IP 20
 FP >0,90



Ref.	W
B19H-X3310B-01	10W
B19H-X3310B-02	

220V/240V
 50/60Hz
 IP 20
 FP >0,95


B17A-X33X2B-02 + B19H-X3310B-02 + 796B-L3110I-02



B19F-X3330B-01 + 3x 796B-L3110I-01



B19C-X3330B-02 + 796A-L3110I-02 + 2x 796B-L3110I-01



Proyectores
Spotlights
Projecteurs

Carril, pag. 234
Track, pag. 234
Rail, pag. 234



p. 166

01 Blanco / White / Blanc 02 Negro / Black / Noir

HIDRA

Elegante luminaria LED de suspensión con embellecedor en tres acabados que puede dar un toque de exclusividad a una zona de recepción en un hotel o en un mostrador en una tienda.

Elegant suspended LED fitting with trim in three different finishes for adding an exclusive touch to a reception area within a hotel or a counter in a store.

Élégant luminaire LED à suspension avec enjoliveur en trois finitions pouvant apporter une touche exclusive à la réception d'un hôtel ou au comptoir d'une boutique.

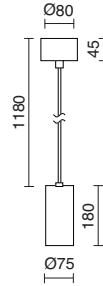
HIDRA1

Suspensión / Pendant / Suspension

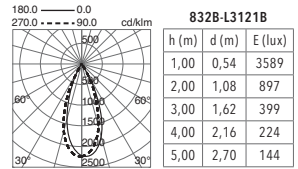
832



Standard colours **01**



Ref.	W	lm	K
832 B- C- -L3121B-01 D-	18W	1575lm	3000K



Proyectors
Spotlights
Projecteurs



01 Blanco / White / Blanc

MAB

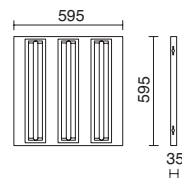
Luminaria LED 60x60cm con bajo grado de deslumbramiento y posibilidad de regulación, también mediante detector crepuscular. Elemento de suspensión de hasta 2 metros. Muy recomendable para oficinas, aulas y otras zonas de trabajo de gran altura.

LED fitting, in 60x60cm with low glare and dimmable, also by means of daylight sensor. Suspension element of up to 2 meters. Highly recommended for offices, classrooms and other work areas with high ceilings.

Plafonnier LED 60x60cm à faible taux d'éblouissement et réglable, notamment par détecteur crépusculaire. Élément de suspension allant jusqu'à deux mètres. Particulièrement recommandé pour les bureaux, les salles de classe et plus généralement les espaces de travail avec une grande hauteur de plafond.



Standard colours 01



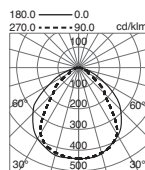
x 4



Kit de suspensión (L=2m)
Suspension Kit (L=2m)
Kit accessoire suspension (L=2m) **A20A-783-39**

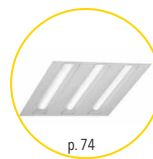


Ref.	W	lm	K	Dim.
-L3145B-		3939lm	3000K	NO*
-L3345B-		4210lm	4000K	
783A- -L31R2B-	45W	3939lm	3000K	PUSH
-L33R2B-		4210lm	4000K	DALI



783A-L3145B			783A-L3345B		
h (m)	d (m)	E (lux)	h (m)	d (m)	E (lux)
1,00	2,85	1604	1,00	2,85	1714
2,00	5,70	401	2,00	5,70	429
3,00	8,55	178	3,00	8,55	190
4,00	11,40	100	4,00	11,40	107
5,00	14,25	64	5,00	14,25	69

Empotrables
Recessed
Encastrés



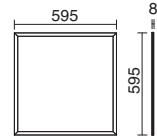
Superficie
Surface
Saillie



01 Blanco / White / Blanc



Standard colours **01**

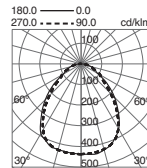


Kit de suspensión (L=2m)
Suspension Kit (L=2m)
Kit accessoire suspension (L=2m)

A20B-804-38

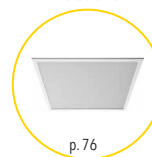


Ref.	W	lm	K	Dim.
804A- -L3142B-	-01	42W	3700lm	3000K
-L3342B-			3900lm	4000K
-L31RDB-			3700lm	3000K
-L33RDB-			3900lm	4000K
				NO*
				DALI



804A-L3142B			804A-L3342B		
h (m)	d (m)	E (lux)	h (m)	d (m)	E (lux)
1,00	1,42	1682	1,00	1,42	1773
2,00	2,84	421	2,00	2,84	443
3,00	4,26	187	3,00	4,26	197
4,00	5,68	105	4,00	5,68	111
5,00	7,10	67	5,00	7,10	71


Empotrables
Recessed
Encastrés



Superficie
Surface
Saillie



01 Blanco / White / Blanc



Luminaria LED suspendida disponible en dos tamaños de importantes dimensiones y alto flujo para iluminar grandes espacios de hotel, salas de conferencias, salas de reuniones. Zonas donde sea necesario una iluminación eficaz y decorativa a la vez. Combinable con la versión adosada a techo.

Suspended LED light fitting, available in two large sizes and high output for lighting large spaces with high ceilings: hotel lobbies, conference rooms, meeting rooms. Areas which require efficient, and decorative lighting. Combinable with ceiling-mounted version.

Luminaire LED suspendu, disponible en deux dimensions de grande taille et à flux élevé pour éclairer de grands espaces avec une hauteur sous plafond importante: halls d'hôtel, salles de conférence, salles de réunion. Sections réclamant un éclairage à la fois efficace et décoratif. Combinable avec la version adossée au plafond.

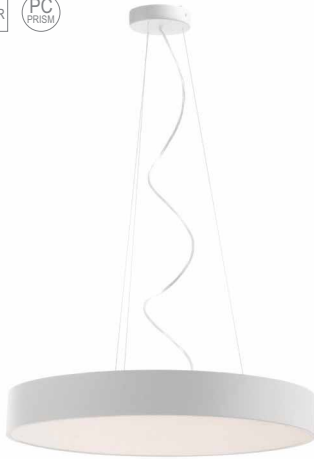
BILOG

280 indeuz

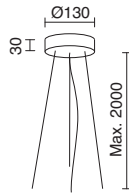
www.gruponovolux.com



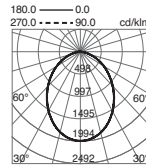
Standard colours **01**



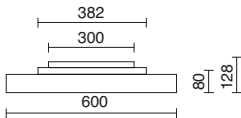
Ref.
Kit de suspensión (L=2m) Suspension Kit (L=2m) Kit accessoire suspension (L=2m)
B21A-X33X2A-01



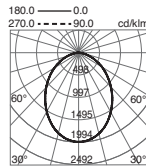
Ref.	W	lm	K
801A- -L3148B- -L3348B-	48W	3980lm 4563lm	3000K 4000K



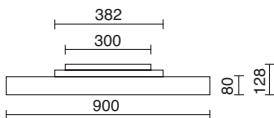
801A-L3148B			801A-L3348B		
h (m)	d (m)	E (lux)	h (m)	d (m)	E (lux)
1,00	3,45	1535	1,00	3,45	1760
2,00	6,90	384	2,00	6,90	440
3,00	10,35	171	3,00	10,35	196
4,00	13,80	96	4,00	13,80	110
5,00	17,25	61	5,00	17,25	70



Ref.	W	lm	K
801B- -L31A3B- -L33A3B-	110W	9420lm 10560lm	3000K 4000K



801B-L31A3B			801B-L33A3B		
h (m)	d (m)	E (lux)	h (m)	d (m)	E (lux)
1,00	2,75	3633	1,00	2,75	4073
2,00	5,50	908	2,00	5,50	1018
3,00	8,25	404	3,00	8,25	453
4,00	11,00	227	4,00	11,00	255
5,00	13,75	145	5,00	13,75	163



Superficie
Surface
Saillie




01 Blanco / White / Blanc

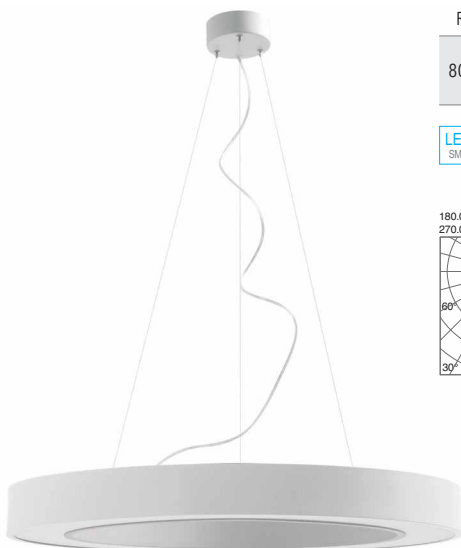
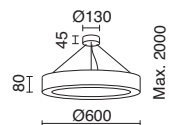
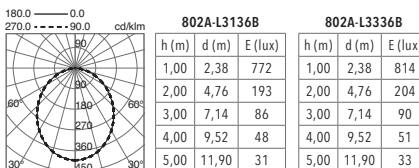




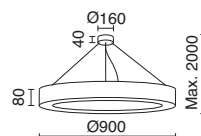
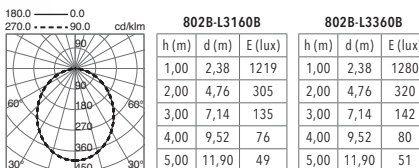
Standard colours **01**



Ref.	W	lm	K
802A- -L3136B-	-01	36W	1923lm
-L3336B-			2028lm



Ref.	W	lm	K
802B- -L3160B-	-01	60W	3036lm
-L3360B-			3187lm



01 Blanco / White / Blanc

RRED

Luminaria suspendida LED práctica y funcional que se adapta a cualquier ambiente actual y moderno, ya sea un espacio público o privado. Disponible en dos tamaños y también en versión adosada.

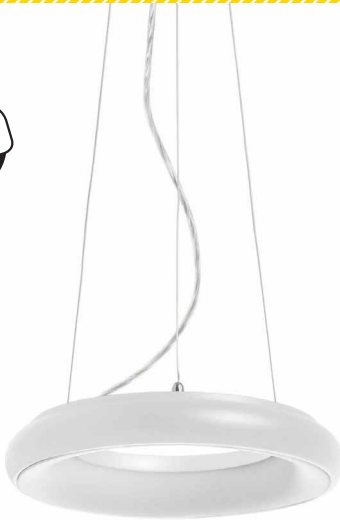
Practical and functional suspended LED light fitting, adapts to any current and modern ambience, either private or public. Available in two sizes and also in ceiling-mounted version.

Luminaire suspendu LED pratique et fonctionnel qui s'adapte à tout type d'espace actuel et moderne qu'il soit public ou privé. Disponible en deux dimensions, ainsi qu'en version adossée.

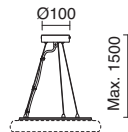




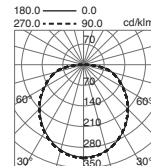
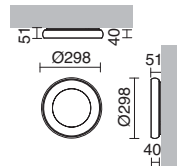
Standard colours **01** **02** **03**



		Ref.	
	Kit de suspensión (L=1,5m)	A20A-715-	-01
	Suspension Kit (L=1,5m)		-02
	Kit accessoire suspension (L=1,5m)		-03



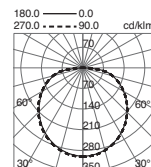
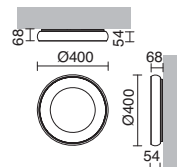
Ref.	W	lm	K
715A-L0125A-	-01	25W	1850lm 3000K
	-02		
	-03		



715A-L0125A			
h (m)	d (m)	E (lux)	
1,00	3,34	675	
2,00	6,68	169	
3,00	10,02	75	
4,00	13,36	42	
5,00	16,70	27	

LED SMD 120° 110V/240V 50/60Hz IP40 74 lm/W FP >0,90 CRI >80 40,000Hrs

Ref.	W	lm	K
715B-L3135A-	-01	35W	2940lm 3000K
	-02		
	-03		



715B-L3135A			
h (m)	d (m)	E (lux)	
1,00	3,78	873	
2,00	7,56	218	
3,00	11,34	97	
4,00	15,12	55	
5,00	18,90	35	

LED SMD 125° 110V/240V 50/60Hz IP40 84 lm/W FP >0,90 CRI >80 40,000Hrs

Superficie Surface Saillie



p. 254

01 Blanco / White / Blanc 02 Negro / Black / Noir 03 Gris / Grey / Gris



NΔE

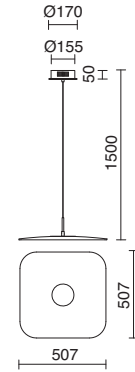
Originalidad, sofisticación y elegancia definen esta luminaria LED suspendida que convierte sus serigrafías en fuentes emisoras de luz. Su forma sinuosa la invitan a no pasar desapercibida.

This original, sophisticated and elegant suspended LED light fitting which turns its serigraphs into light emitting sources. Its sinuous shape will not become unnoticed.

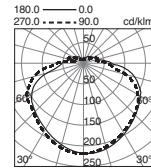
Originalité, sophistication, élégance, voilà ce qui définit ce luminaire LED en suspension dont la sérigraphie tient lieu de source de lumière. Sa forme sinuose fait qu'il ne passe pas inaperçu.



Standard colours **92**



Ref.	W	lm	K
797A-L0121B-92	21W	1394	3000



797A-L0121B

h (m)	d (m)	E (lux)
1,00	8,15	306
2,00	16,30	77
3,00	24,45	34
4,00	32,60	19
5,00	40,75	12




92 Cristal transparente / Transparent glass / Verre transparent

SIGMA

La discreción y esbeltez hecha luminaria LED con una sección de sólo 32x40mm y dos longitudes para iluminar eficientemente una superficie de trabajo, un mostrador de hotel, una mesa de reuniones...y también versión empotrable.

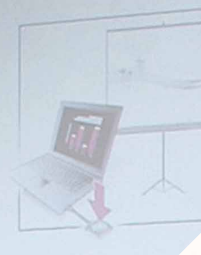
Discretion and slenderness in the form of a LED light fitting with a section of only 32x40mm and two different lengths for efficiently lighting a work surface, a hotel counter, a meeting table...also available in recessed version.

La discrétion et la finesse faites lampe LED avec une section de seulement 32x40mm et deux longueurs pour l'éclairage efficient d'un plan de travail, d'une réception d'hôtel, d'une table de réunion... existe aussi en version encastrable.



Step 1
Insert a Button into the USB-port of your laptop.

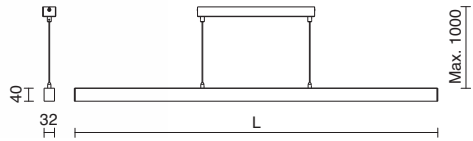
Step 2
On your laptop, browse to the ClickShare USB-drive and start the ClickShare application: ClickShare_for_Windows or ClickShare_for_M



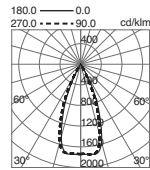
Step 3
Wait till the LED of the Button click the Button to show...
Click again to remove you



Standard colours **01** **03**



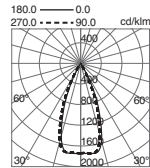
Ref.	L	W	lm	K	Dim.
-L3144B-			4010lm	3000K	NO*
-L3344B- -01	1117mm	44W	4670lm	4000K	
-L31RDB- -03			4010lm	3000K	DALI
-L33RDB-			4670lm	4000K	



809A-L3144B			809A-L3344B		
h (m)	d (m)	E (lux)	h (m)	d (m)	E (lux)
1,00	0,89	7021	1,00	0,89	8176
2,00	1,78	1755	2,00	1,78	2044
3,00	2,67	780	3,00	2,67	908
4,00	3,56	439	4,00	3,56	511
5,00	4,45	281	5,00	4,45	327

LED SMD 48° 220V 240V 50/60Hz IP 20 91 lm/W 3000K 106 lm/W 4000K FP >0,95 * CRI >80 60.000Hrs UGR <19

Ref.	L	W	lm	K	Dim.
-L3157B-			5195lm	3000K	NO*
-L3357B- -01	1435mm	57W	6050lm	4000K	
-L31RDB- -03			5195lm	3000K	DALI
-L33RDB-			6050lm	4000K	



809B-L3157B			809B-L3357B		
h (m)	d (m)	E (lux)	h (m)	d (m)	E (lux)
1,00	0,89	9096	1,00	0,89	10592
2,00	1,78	2274	2,00	1,78	2648
3,00	2,67	1011	3,00	2,67	1177
4,00	3,56	569	4,00	3,56	662
5,00	4,45	364	5,00	4,45	424

LED SMD 48° 220V 240V 50/60Hz IP 20 91 lm/W 3000K 106 lm/W 4000K FP >0,95 * CRI >80 60.000Hrs UGR <19

Empotrables
Recessed
Encastrés



01 Blanco / White / Blanc 03 Gris / Grey / Gris



RENIX

Eficiencia y simplicidad caracterizan esta luminaria LED de sólo 60mm de ancho con 2 versiones: Luz directa y directa/indirecta. Su difusor es de bajo deslumbramiento y nos permite la iluminación de oficinas y espacios diáfanos de gran altura. Sus accesorios en "L", "T" o cruz también se iluminan creando líneas continuas no sólo longitudinalmente.

Efficiency and simplicity are the main features of this LED light fitting, just 60 mm wide, available in 2 versions: Direct light and direct/indirect light. Its diffuser is low glare and allows for lighting offices and open-plan spaces with high ceilings. Its L, T- or cross-shaped accessories also light up, thus creating continuous lines as well as lengthwise.

La performance et la simplicité caractérisent ce luminaire LED épais de 60 mm seulement qui existe en deux versions : Lumière directe et directe/indirecte. Son diffuseur à faible niveau d'éblouissement permet l'éclairage de bureaux et d'espaces diaphanes très hauts sous plafond. Ses accessoires en « L », en « T » ou en croix s'éclairent aussi, créant des lignes continues pas seulement dans le sens de la longueur.

ALU IP
20



23W / 32W / 39W | 108°



60x80 x (879/1139/1481)




33W / 45W / 54W | 108°



60x95 x (880/1140/1480)

Empotrables
Recessed
Encastrés




p. 64

Empotrables
Recessed
Encastrés



p. 66

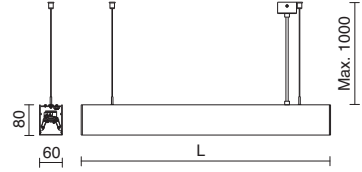
Superficie
Surface
Saillie



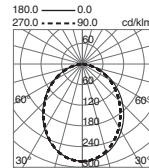
p. 256



Standard colours 01 03



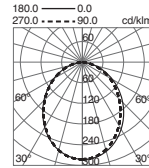
Ref.	L	W	lm	K	Dim.
-L3123B-			2755lm	3000K	NO*
808A- -L3323B- -L31RDB- -L33RDB-	879mm	23W	3100lm	4000K	
2755lm			3000K	DALI	
3100lm			4000K		



808A-L3123B			808A-L3323B		
h (m)	d (m)	E (lux)	h (m)	d (m)	E (lux)
1,00	2,75	619	1,00	2,75	697
2,00	5,50	155	2,00	5,50	174
3,00	8,25	69	3,00	8,25	77
4,00	11,00	39	4,00	11,00	44
5,00	13,75	25	5,00	13,75	28



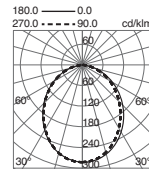
Ref.	L	W	lm	K	Dim.
-L3132B-			3920lm	3000K	NO*
808B- -L3332B- -L31RDB- -L33RDB-	1139mm	32W	4400lm	4000K	
3920lm			3000K	DALI	
4400lm			4000K		



808B-L3132B			808B-L3332B		
h (m)	d (m)	E (lux)	h (m)	d (m)	E (lux)
1,00	2,75	881	1,00	2,75	989
2,00	5,50	220	2,00	5,50	247
3,00	8,25	98	3,00	8,25	110
4,00	11,00	55	4,00	11,00	62
5,00	13,75	35	5,00	13,75	40



Ref.	L	W	lm	K	Dim.
-L3139B-			4615lm	3000K	NO*
808C- -L3339B- -L31RDB- -L33RDB-	1479mm	39W	5200lm	4000K	
4615lm			3000K	DALI	
5200lm			4000K		



808C-L3139B			808C-L3339B		
h (m)	d (m)	E (lux)	h (m)	d (m)	E (lux)
1,00	2,75	1037	1,00	2,75	1169
2,00	5,50	259	2,00	5,50	292
3,00	8,25	115	3,00	8,25	130
4,00	11,00	65	4,00	11,00	73
5,00	13,75	41	5,00	13,75	47




Accesorios / Accessories / Accessoires

Chapas de unión entre módulos
Joint plates
Plaques d'union



Ref.
A58A-808-41

Empotrables
Recessed
Encastrés




p. 64

Empotrables
Recessed
Encastrés



p. 66

Superficie
Surface
Saillie



p. 256


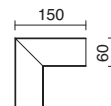
01 Blanco / White / Blanc 03 Gris / Grey / Gris




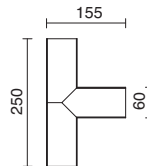
Standard colours **01** **03**



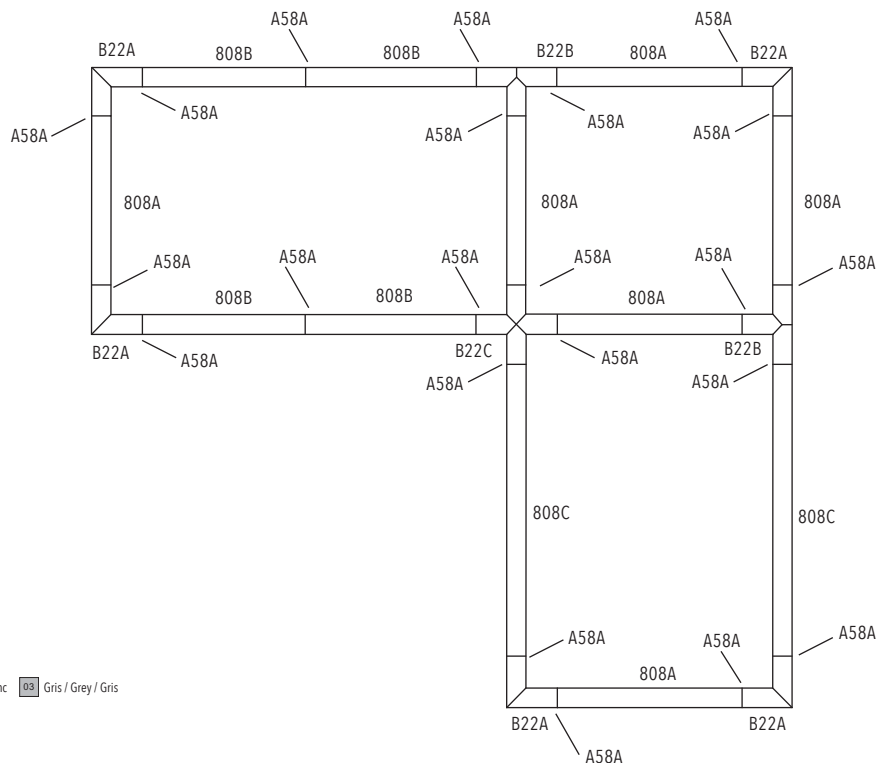
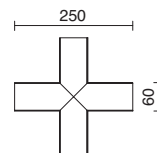
Ref.	W	lm	K
B22A- -L3107B- -L3307B-	7W	795lm 900lm	3000K 4000K



Ref.	W	lm	K
B22B- -L3110B- -L3310B-	10W	1150lm 1300lm	3000K 4000K



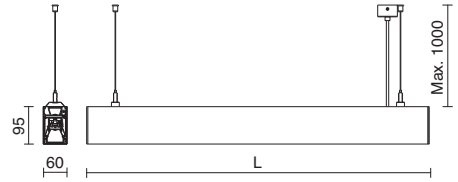
Ref.	W	lm	K
B22C- -L3113B- -L3313B-	13W	1505lm 1700lm	3000K 4000K



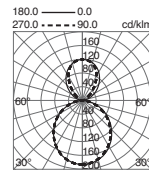
01 Blanco / White / Blanc **03** Gris / Grey / Gris



Standard colours 01 03



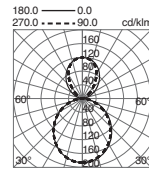
Ref.	L	W	lm	K	Dim.
-L3133B-	880mm	33W	4105lm	3000K	NO*
808J- -L3333B- -01			4600lm	4000K	
-L31RDB- -03			4105lm	3000K	DALI
-L33RDB-			4600lm	4000K	



808J-L3133B			808J-L3333B		
h (m)	d (m)	E (lux)	h (m)	d (m)	E (lux)
1,00	2,75	619	1,00	2,75	697
2,00	5,50	155	2,00	5,50	174
3,00	8,25	69	3,00	8,25	77
4,00	11,00	39	4,00	11,00	44
5,00	13,75	25	5,00	13,75	28

LED SMD, 108°, 90°, 220V/240V, 50/60Hz, IP 20, 124 lm/W, 3000K, 139 lm/W, 4000K, *FP >0,90, CRI >80, 60.000Hrs, UGR <19

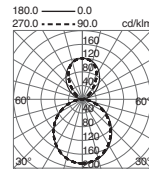
Ref.	L	W	lm	K	Dim.
-L3145B-	1140mm	45W	5625lm	3000K	NO*
808K- -L3345B- -01			6300lm	4000K	
-L31RDB- -03			5625lm	3000K	DALI
-L33RDB-			6300lm	4000K	



808K-L3145B			808K-L3345B		
h (m)	d (m)	E (lux)	h (m)	d (m)	E (lux)
1,00	2,75	881	1,00	2,75	989
2,00	5,50	220	2,00	5,50	247
3,00	8,25	98	3,00	8,25	110
4,00	11,00	55	4,00	11,00	62
5,00	13,75	35	5,00	13,75	40

LED SMD, 108°, 90°, 220V/240V, 50/60Hz, IP 20, 125 lm/W, 3000K, 140 lm/W, 4000K, *FP >0,90, CRI >80, 60.000Hrs, UGR <19

Ref.	L	W	lm	K	Dim.
-L3154B-	1480mm	54W	6790lm	3000K	NO*
808L- -L3354B- -01			7600lm	4000K	
-L31RDB- -03			6790lm	3000K	DALI
-L33RDB-			7600lm	4000K	



808L-L3154B			808L-L3354B		
h (m)	d (m)	E (lux)	h (m)	d (m)	E (lux)
1,00	2,75	1037	1,00	2,75	1169
2,00	5,50	259	2,00	5,50	292
3,00	8,25	115	3,00	8,25	130
4,00	11,00	65	4,00	11,00	73
5,00	13,75	41	5,00	13,75	47

LED SMD, 108°, 90°, 220V/240V, 50/60Hz, IP 20, 126 lm/W, 3000K, 141 lm/W, 4000K, *FP >0,90, CRI >80, 60.000Hrs, UGR <19

Accesorios / Accessories / Accessoires


Chapas de unión entre módulos
Joint plates
Plaques d'union



Ref.
A58C-808-41




Empotrables
Recessed
Encastrés



Empotrables
Recessed
Encastrés



Superficie
Surface
Saillie



01 Blanco / White / Blanc 03 Gris / Grey / Gris


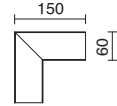
B22




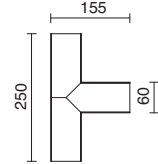
Standard colours **01** **03**



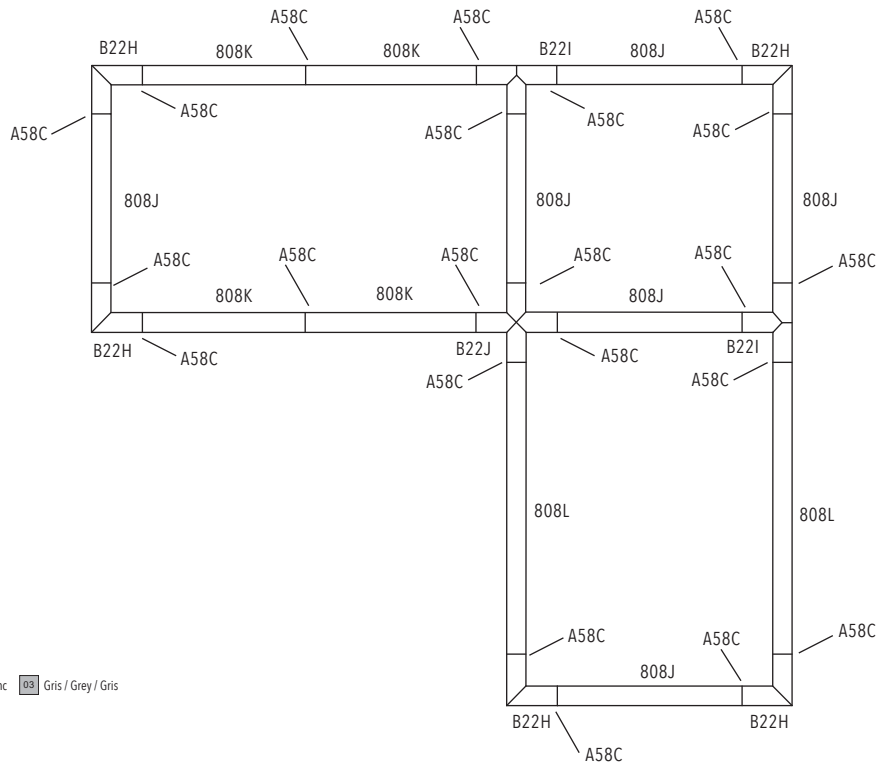
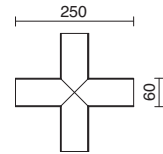
Ref.	W	lm	K	
B22H- -L3107B- -L3307B-	-01 -03	7W	795lm 900lm	3000K 4000K



Ref.	W	lm	K	
B22I- -L3110B- -L3310B-	-01 -03	10W	1150lm 1300lm	3000K 4000K



Ref.	W	lm	K	
B22J- -L3113B- -L3313B-	-01 -03	13W	1505lm 1700lm	3000K 4000K



01 Blanco / White / Blanc **03** Gris / Grey / Gris

Luminaria de suspensión con dos opciones: Emisión de luz lineal LED y 3 Proyectores de gran orientabilidad. Ambas opciones son una buena solución para la iluminación comercial. La primera para realizar baños de luz y la segunda para iluminación puntual. Existe también la versión tipo proyector carril.

Suspended light fitting with two options: LED linear light beam and 3 projectors for increased swiveling. Both options provide great solutions for retail lighting. The first option is ideal for light washers and the second for spot lighting. A track unit version is also available.

TITÁN

Luminaire suspendu à deux options : Émission de lumière linéaire LED et 3 projecteurs extrêmement orientables. Ces deux options constituent une bonne solution d'éclairage commercial. La première pour créer un bain de lumière, l'autre pour un éclairage ponctuel. Existe aussi en version de type projecteur sur rail.



TITÁN

ACER PC
MAT IP
44

G5 | 14W / 21W / 28W / 35W



ACER + ALU IP
20

LED AR111 / QR-LP 111 | 3x 1-50W / 3x 65W



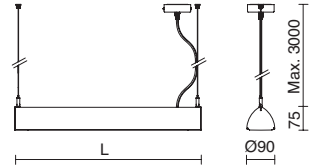
Proyectors
Spotlights
Projecteurs



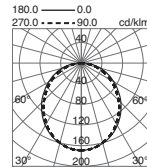
p. 218



Standard colours 01 02 03



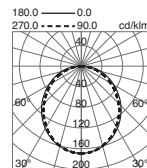
Ref.		L	W
765B-	-F1714B-	600mm	14W
	-F1721B-	900mm	21W
	-01		
	-02		
	-F1728B-	1200mm	28W
-03			
-F1735B-	1500mm	35W	



h (m)	d (m)	14W	21W	28W	35W
		E (lux)	E (lux)	E (lux)	E (lux)
1,00	2,72	288	355	490	617
2,00	5,44	72	89	123	154
3,00	8,16	32	39	54	69
4,00	10,88	18	22	31	39
5,00	13,60	12	14	20	25



Ref.		L	W	K
765B	-L3114B-	600mm	10W	3000
	-L3121B-	900mm	15W	
	-01			
	-02			
	-L3128B-	1200mm	20W	
-03				
-L3135B-	1500mm	25W		



h (m)	d (m)	10W	15W	20W	25W
		E (lux)	E (lux)	E (lux)	E (lux)
1,00	2,72	271	407	542	678
2,00	5,44	68	102	136	170
3,00	8,16	30	45	60	75
4,00	10,88	17	25	34	42
5,00	13,60	11	16	22	27



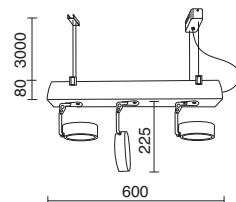
Proyectors
Spotlights
Projecteurs



01 Blanco / White / Blanc 02 Negro / Black / Noir 03 Gris / Grey / Gris

ACER ALU

Standard colours 01 02 03



Ref.	V	W
765A-G18X1B-		
-01	LED AR111	
-02		12V
-03	QR-LP 111	3x 65W max



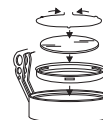
Accesorios / Accessories / Accessoires

Filtros de conversión para pescado, carne o pan. (Compruebe las especificaciones térmicas de las lámparas LED para usarlas con filtro)
 Conversion filter for fish, meat or bread. (Please chek thermal specs of LED bulb when using a filter)
 Filtre de conversion pour les poissons, la viande ou du pain. (Vérifiez les spécifications thermiques de la lampe LED pour l'usage avec filtre)

Ref.		
A14A-		FISH
A14B-	-738-00	MEAT
A14C-		BREAD

Porta filtros / Support for filters / Support filtres

Ref.	
A44A-772-	-01
	-02
	-03



Proyectoros
Spotlights
Projecteurs



01 Blanco / White / Blanc 02 Negro / Black / Noir 03 Gris / Grey / Gris



GANG

Luminaria LED suspendida de singular diseño que puede realzar la decoración de espacios contemporáneos ya sean funcionales o sofisticados.

Suspended LED light fitting with unique design for enhancing functional or sophisticated decorative elements in modern spaces.

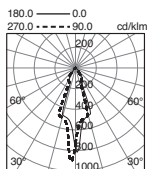
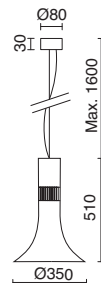
Luminaire LED suspendu à la ligne singulière capable de rehausser la décoration d'espaces contemporains aussi bien fonctionnels que sophistiqués.



Standard colours 01 02

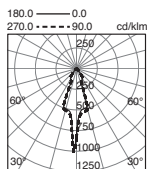


Ref.	W	lm	K
800A- L3142B-01	45W	4500lm	3000K
800A- L3342B-02		4700lm	4000K



800A-L3142B-01		
h (m)	d (m)	E (lux)
1,00	0,61	3372
2,00	1,22	843
3,00	1,83	375
4,00	2,44	211
5,00	3,05	135

800A-L3342B-01		
h (m)	d (m)	E (lux)
1,00	0,61	3541
2,00	1,22	885
3,00	1,83	393
4,00	2,44	221
5,00	3,05	142



800A-L3142B-02		
h (m)	d (m)	E (lux)
1,00	0,61	3882
2,00	1,22	971
3,00	1,83	431
4,00	2,44	243
5,00	3,05	155

800A-L3342B-02		
h (m)	d (m)	E (lux)
1,00	0,61	4076
2,00	1,22	1019
3,00	1,83	453
4,00	2,44	255
5,00	3,05	163

01 Blanco / White / Blanc 02 Negro / Black / Noir 44 Plata / Silver / Argent 46 Oro mate / Matt gold / Or mat

PRISMA

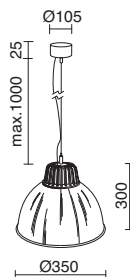


Luminaria suspendida con campana difusora de policarbonato prismático translúcido que domestica la luz orientándola hacia abajo dejando la propia campana iluminada. Perfecta solución para luz general o también encima de una mesa.

Suspended light fitting with translucent polycarbonate prismatic diffuser controlling the light and directing it downwards while lighting the diffuser. The perfect solution for general lighting and above a table.

Luminaire suspendu avec cloche de diffusion en polycarbonate prismatique translucide qui dompte la lumière en l'orientant vers le bas tout en restant elle-même illuminée. Solution idéale pour l'éclairage général ou au-dessus d'une table.





Ref.	V	W
761A-G05X1B-03	E27 LED Retrofit	230V 53W max.



Difusores / Difuser / Diffuseur

Cristal mate exterior
Matt glass outside
Verre mat extérieur

Ref.



A47A-761-00

Cristal mate interior
Matt glass inside
Verre mat intérieur

Ref.



A47B-761-00

DROP



A la transparencia y sobriedad de los proyectores de cuya doble opción en cristal transparente o mate permiten una iluminación discreta y limpia de espacios especiales, se une esta serie de colgantes que permiten también su instalación en superficie o en carril.

The transparency and sobriety of the projectors, with its double option available in transparent or frosted glass provides discrete and clean lighting for special spaces, added to by a series of hanging accessories that allow to install the projector on surface or on track.

À la transparence et la sobriété de cette collection de projecteurs dont la double option verre transparent ou mat permet l'éclairage discret et net d'espaces particuliers, s'ajoute une série de suspensions qui permettent aussi l'installation en surface ou sur rail.

DROP

BASE - TRACK

ACER + ALU + GLASS IP 20

AR111 / QR-LP 111 | 3000K/4000K | 75W max.

HIPAR 111 | 35W/70W

LED PAR30 / QPAR30



Proyectores
Spotlights
Projecteurs




DROP

Suspensión / Pendant / Suspension

760

ACER + ALU + GLASS

Standard colours 01 02 03



Ref.			W	
760E-	-M4135B-	-01	GX8.5 HIPAR 111	
		-02		35W
	-M4170B-	-03		70W

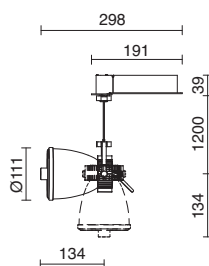


GLASS
MAT

Ref.			W	
760F-	-M4135B-	-01	GX8.5 HIPAR 111	
		-02		35W
	-M4170B-	-03		70W



GLASS
TRANS



Proyectores
Spotlights
Projecteurs



p. 208

01 Blanco / White / Blanc 02 Negro / Black / Noir 03 Gris / Grey / Gris


DROP

Suspensión / Pendant / Suspension

760

ACER + ALU + GLASS

Standard colours 01 02 03



Ref.		V	W	Dim.
760E-G18RCB-	-01	LED AR111*		
	-02	G53	12V	C
	-03	QR-LP 111	65W max.	

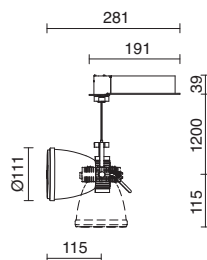


GLASS
MAT

Ref.		V	W	Dim.
760F-G18RCB-	-01	LED AR111*		
	-02	G53	12V	C
	-03	QR-LP 111	65W max.	



GLASS
TRANS



* Comprobar compatibilidad geométrica entre luminaria y lámpara retrofit.
 * Check the geometrical compatibility between the luminaire and the retrofit bulb.
 * Vérifier la compatibilité géométrique entre le luminaire et la lampe retrofit.

01 Blanco / White / Blanc 02 Negro / Black / Noir 03 Gris / Grey / Gris


Proyectores
Spotlights
Projecteurs



p. 208

ACER + ALU + GLASS

Standard colours 01 02 03



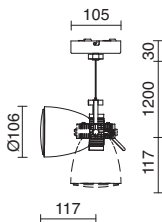
Ref.		V	W
760E-G05X1B-	-01	LED PAR30*	
	-02	E27	230V
	-03	QPAR30	75W

EXCL.  IP 20



Ref.		V	W
760F-G05X1B-	-01	LED PAR30*	
	-02	E27	230V
	-03	QPAR30	75W

EXCL.  IP 20



* Comprobar compatibilidad geométrica entre luminaria y lámpara retrofit.
 * Check the geometrical compatibility between the luminaire and the retrofit bulb.
 * Vérifier la compatibilité géométrique entre le luminaire et la lampe retrofit.

01 Blanco / White / Blanc 02 Negro / Black / Noir 03 Gris / Grey / Gris

Proyectores
Spotlights
Projecteurs



DROP

Suspensión / Pendant / Suspension

760

PC + ALU + GLASS

Standard colours 01 02 03



Ref.		V	W
760G-G05X1B-	-01	LED PAR30*	
	-02	E27	230V
	-03	QPAR30	75W

EXCL. IP 20



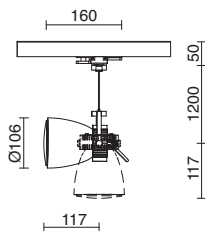
GLASS MAT

Ref.		V	W
760H-G05X1B-	-01	LED PAR30*	
	-02	E27	230V
	-03	QPAR30	75W

EXCL. IP 20



GLASS TRANS



* Comprobar compatibilidad geométrica entre luminaria y lámpara retrofit.
 * Check the geometrical compatibility between the luminaire and the retrofit bulb.
 * Vérifier la compatibilité géométrique entre le luminaire et la lampe retrofit.

01 Blanco / White / Blanc 02 Negro / Black / Noir 03 Gris / Grey / Gris

Proyectores
Spotlights
Projecteurs

Carril, pag. 234
Track, pag. 234
Rail, pag. 234



DROP

Suspensión / Pendant / Suspension

760

PC + ALU + GLASS

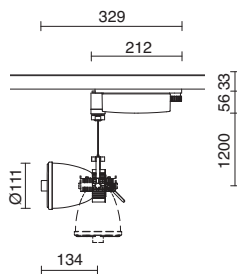
Standard colours 01 02 03



Ref.		W		
760G-	-M4135B-	-01	GX8.5 HIPAR 111	35W
		-02		
	-M4170B-	-03		



Ref.		W		
760H-	-M4135B-	-01	GX HIPAR 111	35W
		-02		
	-M4170B-	-03		



Proyectors
Spotlights
Projecteurs

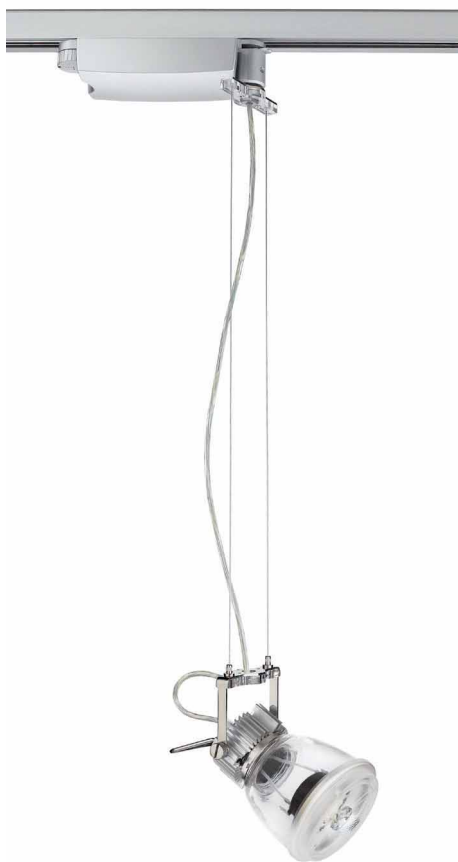
Carril, pag. 234
Track, pag. 234
Rail, pag. 234



01 Blanco / White / Blanc 02 Negro / Black / Noir 03 Gris / Grey / Gris

PC + ALU + GLASS

Standard colours 01 02 03



Ref.		V	W	Dim.
760G-G18RCB-	-01	LED AR111*		
	-02	G53	12V	C
	-03	QR-LP 111	65W max.	

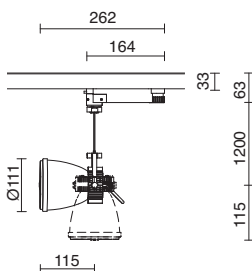


GLASS
MAT

Ref.		V	W	Dim.
760H-G18RCB-	-01	LED AR111*		
	-02	G53	12V	C
	-03	QR-LP 111	65W max.	



GLASS
TRANS



* Comprobar compatibilidad geométrica entre luminaria y lámpara retrofit.
 * Check the geometrical compatibility between the luminaire and the retrofit bulb.
 * Vérifier la compatibilité géométrique entre le luminaire et la lampe retrofit.


01 Blanco / White / Blanc 02 Negro / Black / Noir 03 Gris / Grey / Gris

Proyectores
Spotlights
Projecteurs

Carril, pag. 234
Track, pag. 234
Rail, pag. 234



p. 208



SILVER

Luminaria de suspensión con una o dos fuentes de luz de aspecto tecnológico. Hasta cuatro acabados y múltiples posibilidades de aplicarla en distintos ambientes.

Suspended light fitting with one or two light sources of technological appearance. Up to four finishes and multiple possibilities of use in different ambiances.

Luminaire suspendu avec une ou deux sources lumineuses d'aspect technologique. Jusqu'à quatre finitions et multiples possibilités d'application dans différents environnements.

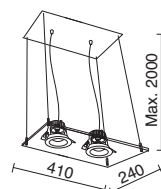
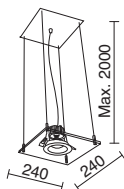
SILVER

Suspensión / Pendant / Suspension

737

ALU + PMMA

Standard colours 01 02 03
 ▲ Upon request 32



Ref.		V	W	
737B-G23X1B-	-01	LED Retrofit	12V	
	-02			GU5.3
	-03			QR-CBC 51



Ref.		V	W	
737C-G23X1B-	-01	LED Retrofit	12V	
	-02			GU5.3
	-03			QR-CBC 51



Ref.		V	W	
737B-G21X1B-	-01	LED Retrofit	230V	
	-02			GU10
	-03			QPAR-16



Ref.		V	W	
737C-G21X1B-	-01	LED Retrofit	230V	
	-02			GU10
	-03			QPAR-16



Empotrables
Recessed
Encastrés



p. 118

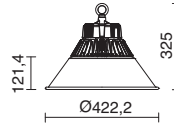
01 Blanco / White / Blanc 02 Negro / Black / Noir 03 Gris / Grey / Gris 32 Cromo / Chrome / Chromé

ADNA

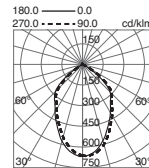
Campana industrial LED IP65 cuya alta potencia y eficiencia permite iluminar grandes espacios ya sean industriales o comerciales. Hasta tres potencias distintas para adaptarse a distintas necesidades y alturas de instalación.

LED IP65 industrial lamp, high wattage and efficiency for lighting large industrial or retail spaces. Up to three different wattages for adapting to the different requirements and heights of the facility.

Cloche industrielle LED IP65 dont la puissance et la performance élevées permettent d'éclairer de grands espaces aussi bien industriels que commerciaux. Jusqu'à trois niveaux de puissance permettant de s'adapter à diverses nécessités et hauteurs d'installation.

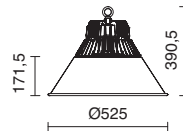


Ref.	W	lm	K
794A-L33A1A-03	100W	10500	4000

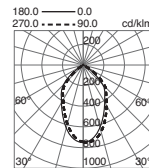


794A-L33A1A

h (m)	d (m)	E (lux)
1,00	1,15	7752
2,00	2,30	1938
3,00	3,45	861
4,00	4,60	485
5,00	5,75	310



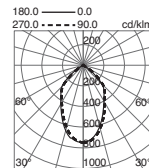
Ref.	W	lm	K
794B-L33A4A-03	150W	16500	4000



794B-L33A4A

h (m)	d (m)	E (lux)
1,00	1,15	13669
2,00	2,30	3417
3,00	3,45	1519
4,00	4,60	854
5,00	5,75	547

Ref.	W	lm	K
794C-L33A5A-03	200W	22000	4000



794C-L33A5A

h (m)	d (m)	E (lux)
1,00	1,15	18168
2,00	2,30	4542
3,00	3,45	2019
4,00	4,60	1136
5,00	5,75	727



05

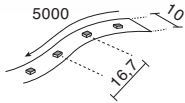
Accesorios / Accessories / Accessoires

LED STRIP IN

464

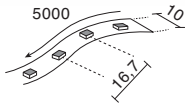


Auto-adhs. 3M



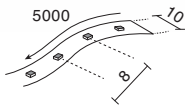
Ref.	LED	W	lm	K		
5 m	464A- -L0124F-	-00	60 leds/m	4,8W/m	360lm/m	3000K
	464A- -L0224F-					4000K
10 cm *	464B- -L0105F-	-00	60 leds/m	4,8W/m	360lm/m	3000K
	464B- -L0205F-					4000K

LED 120° IP 20 max. 10 m 24V DC



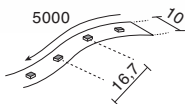
Ref.	LED	W	lm	K		
5 m	464A-L0172F-	-00	60 leds/m	14,4W/m	900lm/m	3000K
10 cm *	464B-L0115F-					

LED 120° IP 20 max. 10 m 24V DC



Ref.	LED	W	lm	K		
5 m	464C-L0172F-	-00	120 leds/m	14,4W/m	1200lm/m	3000K
5 cm *	464D-L0115F-					

LED 120° IP 20 max. 10 m 24V DC



Ref.	LED	W	lm		
5 m	464A-L0472F-	-00	60 leds/m	14,4W/m	470lm/m
10 cm *	464B-L0415F-				

LED 120° IP 20 max. 5 m 24V DC

* Longitud de tira led personalizada. Corte en tramos de 5 o 10 cm. Se suministra con 1 toma de alimentación.
 Bespoke length. Cut in sections of 5 or 10 cm. Comes with 1 power supply.
 Longueur de ruban Led sur-mesure. Coupez en sections de 5 ou 10 cm. Fourni avec un câble d'alimentation.

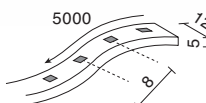
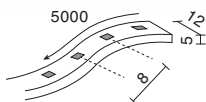
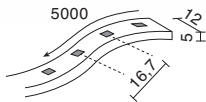
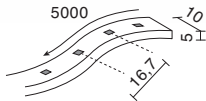
LED STRIP OUT

465

Resina de poliuretano / Polyurethane resin / Résine de polyuréthane



Auto-adhs. 3M



Ref.	LED	W	lm	K
465F- 5 m	-L0124F-		310lm/m	3000K
	-L0224F-		310lm/m	4000K
465G- 10cm *	-L0105F-	60 leds/m	310lm/m	3000K
	-L0205F-	4,8W/m	310lm/m	4000K

LED 120° IP 65 max. 10 m 24V DC

Ref.	LED	W	lm	K
465D-L0172F- 5 m	-29	60 leds/m	630lm/m	3000K
465E-L0115F- 10cm *		14,4W/m	630lm/m	3000K

LED 120° IP 65 max. 10 m 24V DC

Ref.	LED	W	lm	K
465B-L0172F- 5 m	-29	120 leds/m	1120lm/m	3200K
465C-L0115F- 5cm *		14,4W/m	1120lm/m	3200K

LED 120° IP 65 max. 10 m 24V DC

Ref.	LED	W	lm
465F-L0472F- 5 m	-29	120 leds/m	500lm/m
465G-L0415F- 10cm *		14,4W/m	500lm/m


LED 120° IP 65 max. 10 m 24V DC

* Longitud de tira led personalizada. Corte en tramos de 5 o 10 cm. Se suministra con 1 toma de alimentación.
Bespoke length. Cut in sections of 5 or 10 cm. Comes with 1 power supply.
Longueur de ruban Led sur-mesure. Coupe en sections de 5 ou 10 cm. Fourni avec un câble d'alimentation.

SKOLL

A50

PERFIL / PROFIL / PROFIL



3000 mm

Ref.

ALU	1	A50A-778-39	Perfil aluminio anodizado en "U" 7x17,5 mm adosado (3m) 7x17,5mm "U"-shaped surface anodized aluminium profile (3m) Profil en aluminium anodisé dans "U" 7x17,5 mm sur surface (3m)
PC OPAL	2	A50C-778-00	Difusor PC opal para ref. A50A-778-39 (3m) Opal PC diffuser for ref. 91200 (3m) Diffuseur PC opale pour réf. A50A-778-39 (3m)
PC TRANS	3	A50D-778-00	Difusor PC transparente para ref. A50A-778-39 (3m) Clear PC diffuser for ref. A50A-778-39 (3m) Diffuseur PC transparent pour réf. A50A-778-39 (3m)
	4	A50G-778-03	Tapa final gris sin agujero para ref. A50A-778-39 Grey end cap w/o hole for ref. A50A-778-39 Embout sans trou en gris pour réf. A50A-778-39
	5	A50H-778-03	Tapa final gris con agujero para ref. A50A-778-39 Grey end cap with hole for ref. A50A-778-39 Embout avec trou en gris pour réf. A50A-778-39
	6	A50I-778-00	Fijación transparente para ref. A50A-778-39 Clear clamp for ref. A50A-778-39 Fixation transparente pour réf. A50A-778-39

KIT 1000 mm


Ref.

ALU	A50B-778-39	Perfil aluminio anodizado en "U" 7x17,5 mm adosado (1m)+ tapas+fijaciones 7x17,5mm "U"-shaped surface anodized aluminium profile (1m)+end caps+clamps Profil en aluminium anodisé dans "U" 7x17,5 mm sur surface (1m)+embouts+fixations
PC OPAL	A50E-778-39	Perfil aluminio anodizado en "U" 7x17,5 mm adosado (1m)+difusor PC opal+ tapas+fijaciones 7x17,5mm "U"-shaped surface anodized aluminium profile (1m)+opal PC diffuser+end caps+clamps Profil en aluminium anodisé dans "U" 7x17,5 mm sur surface (1m)+diffuseur PC opale +embouts+fixations
PC TRANS	A50F-778-39	Perfil aluminio anodizado en "U" 7x17,5 mm adosado (1m)+difusor PC transparente+ tapas+fijaciones 7x17,5mm "U"-shaped surface anodized aluminium profile (1m)+clear PC diffuser+end caps+clamps Profil en aluminium anodisé dans "U" 7x17,5 mm sur surface (1m)+diffuseur PC transparent +embouts+fixations

SKOLL

A51

PERFIL / PROFIL / PROFIL



3000 mm

Ref.

ALU	1	A51A-778-39	Perfil aluminio anodizado empotrado 7x25 mm (3m) 7x25 mm recessed anodized aluminium profile (3m) Profil en aluminium anodisé encastré 7x25 mm (3m)
PC OPAL	2	A51C-778-00	Difusor PC opal para ref. A51A-778-39 (3m) Opal PC diffuser for ref. A51A-778-39 (3m) Diffuseur PC opale pour réf. A51A-778-39 (3m)
PC TRANS	3	A51D-778-00	Difusor PC transparente para ref. A51A-778-39 (3m) Clear PC diffuser for ref. A51A-778-39 (3m) Diffuseur PC transparent pour réf. A51A-778-39 (3m)
	4	A51G-778-03	Tapa final gris sin agujero para ref. A51A-778-39 Grey end cap w/o hole for ref. A51A-778-39 Embout sans trou en gris pour réf. A51A-778-39
	5	A51H-778-03	Tapa final gris con agujero para ref. A51A-778-39 Grey end cap with hole for ref. A51A-778-39 Embout avec trou en gris pour réf. A51A-778-39
	6	A51I-778-00	Fijación transparente para ref. A51A-778-39 Clear clamp for ref. A51A-778-39 Fixation transparente pour réf. A51A-778-39

KIT 1000 mm

Ref.

ALU	A51B-778-39	Perfil aluminio anodizado empotrado 7x25 mm (1m)+ tapas+fijaciones 7x25 mm recessed anodized aluminium profile (1m)+end caps+clamps Profil en aluminium anodisé encastré 7x25 mm (1m)+embouts+fixations
PC OPAL	A51E-778-39	Perfil aluminio anodizado empotrado 7x25 mm (1m)+difusor PC opal+ tapas+fijaciones 7x25 mm recessed anodized aluminium profile (1m)+opal PC diffuser+end caps+clamps Profil en aluminium anodisé encastré 7x25 mm (1m)+diffuseur PC opale +embouts+fixations
PC TRANS	A51F-778-39	Perfil aluminio anodizado empotrado 7x25 mm (1m)+difusor PC transparente+ tapas+fijaciones 7x25 mm recessed anodized aluminium profile (1m)+clear PC diffuser+end caps+clamps Profil en aluminium anodisé encastré 7x25 mm (1m)+diffuseur PC transparent +embouts+fixations

SKOLL

A52

PERFIL / PROFIL / PROFIL

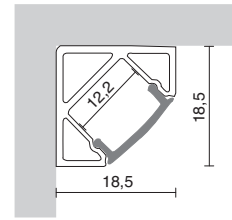


4

5

6

CORNER



3000 mm

Ref.

ALU	1	A52A-778-39	Perfil aluminio anodizado esquinero 18,5x18,5 mm (3m) 18,5x18,5 mm anodized aluminium corner profile (3m) Profil en aluminium anodisé pour coin 18,5x18,5mm (3m)
PC OPAL	2	A52C-778-00	Difusor PC opal para ref. A52A-778-39 (3m) Opal PC diffuser for ref. A52A-778-39 (3m) Diffuseur PC opale pour réf. A52A-778-39 (3m)
PC TRANS	3	A52D-778-00	Difusor PC transparente para ref. A52A-778-39 (3m) Clear PC diffuser for ref. A52A-778-39 (3m) Diffuseur PC transparent pour réf. A52A-778-39 (3m)
	4	A52G-778-03	Tapa final gris sin agujero para ref. A52A-778-39 Grey end cap w/o hole for ref. A52A-778-39 Embout sans trou en gris pour réf. A52A-778-39
	5	A52H-778-03	Tapa final gris con agujero para ref. A52A-778-39 Grey end cap with hole for ref. A52A-778-39 Embout avec trou en gris pour réf. A52A-778-39
	6	A52I-778-00	Fijación transparente para ref. A52A-778-39 Clear clamp for ref. A52A-778-39 Fixation transparente pour réf. A52A-778-39

KIT 1000 mm

Ref.

ALU	A52B-778-39	Perfil aluminio anodizado esquinero 18,5x18,5 mm (1m)+ tapas+fijaciones 18,5x18,5 mm anodized aluminium corner profile (1m)+end caps+clamps Profil en aluminium anodisé pour coin 18,5x18,5 mm(1m)+embouts+fixations
PC OPAL	A52E-778-39	Perfil aluminio anodizado esquinero 18,5x18,5 mm (1m)+difusor PC opal+ tapas+fijaciones 18,5x18,5 mm anodized aluminium corner profile (1m)+opal PC diffuser+end caps+clamps Profil en aluminium anodisé pour coin 18,5x18,5 mm (1m)+diffuseur PC opale +embouts+fixations
PC TRANS	A52F-778-39	Perfil aluminio anodizado esquinero 18,5x18,5 mm (1m)+difusor PC transparente+ tapas+fijaciones 18,5x18,5 mm anodized aluminium corner profile (1m)+clear PC diffuser+end caps+clamps Profil en aluminium anodisé pour coin 18,5x18,5 mm (1m)+diffuseur PC transparent +embouts+fixations

SKOLL

B02

PUNTES DE ALIMENTACIÓN
POWER SUPPLY
SOURCE D'ALIMENTATION



Ref.	W	F.P.
-X3335F-	35W	0,91
-X3360F-	60W	0,93
B02Y- -X3396F-	96W	0,95
-X33A4F-	150W	

□ 220V 240V 50/60Hz IP 20 24V DC



Ref.	W	F.P.
-X3360F-	60W	0,93
B02Y- -X33A1F-	100W	0,95
-X33A4F-	150W	

□ 220V 240V 50/60Hz IP 67 24V DC



Ref.	W	F.P.	Dim.
B02W-X3360F-00	60W	0,95	PUSH

□ 220V 240V 50/60Hz IP 20 24V DC

DISPOSITIVOS RGB / RGB DEVICES / DISPOSITIFS RGB



Driver
Push
Driver

Ref.	W	Dim
B02X-X33J2F-00	3x 16,8W	PUSH DMX

□ 220V 240V 50/60Hz IP 20 24V DC



Panel controlador DMX táctil de pared, 1 zona RGB
DMX touch panel controller, 1 RGB zone
Écran tactile générateur DMX, 1 zone RGB

Ref.	Dim
B05L-X33X2E-00	DMX 120x85x25mm



Decodificador DMX RGB
RGB DMX decoder
Décodeur DMX RGB

Ref.	W	Dim
B05I-X33J3F-00	4x 120W	DMX

⚡ 220V 240V 50/60Hz IP 20 24V DC



Panel controlador DMX táctil de pared, 4 zonas RGBW
DMX touch panel controller, 4 RGBW zone
Écran tactile générateur DMX, 4 zone RGBW

Ref.	Dim
B05M-X33X2F-00	DMX 80x86x29,10mm

Empotramiento en cajetín universal NO INCLUIDO
Recessing by flush mounting box NOT INCLUDED
Encastrement en boîtier universel NON INCLUS



* Fuente alimentación / Power Supply / Source d'alimentation

DISPOSITIVOS RGB / RGB DEVICES / DISPOSITIFS RGB



Receptor RF RGB
RGB RF receiver
Récepteur RF RGB

Ref.	W	Dim
B05J-X33J4F-00	3x 120W	RF

220V 240V 50/60Hz IP 20 24V DC



Mando RF controlador 4 zonas RGB.
RF remote controller of 4 RGB zones.
Télécommande RF, 4 zone RGB.

Ref.	Dim
B05N-X33X2X-00	DMX



* Fuente alimentación / Power Supply / Source d'alimentation




Amplificador de señal RGB
RGB power repeater
Amplificateur de signal RGB

Ref.	W	Dim
B05K-X33J4F-00	3x 120W	RF

220V 240V 50/60Hz IP 20 24V DC





Información / Information / Information

ACABADOS / FINISHES / FINITIONS

Los artículos de este catálogo se suministran según el modelo, con diferentes acabados. Estos vienen representados por las dos últimas cifras del código y un recuadro de color.

El color en las fotografías de producto, es orientativo debido a las variaciones de las tonalidades que ocasiona el proceso de impresión.

The articles in this catalogue are supplied according to the model, with different finishes. They are represented by the last 2 numbers of the article code and a coloured box.

These are represented by icons. Colours in the product photographs are purely orientative as variations in shades may be produced in the printing process.

Les produits de ce catalogue sont fournis d'après le modèle, avec des finitions différentes. Ceux-ci sont représentés par les deux dernier chiffres du code article et par un carré de couleur.

La couleur dans les images du produit est seulement indicative à cause des variations des teintes dues au processus d'impression.

01	Blanco / White / Blanc
02	Negro / Black / Noir
03	Gris / Grey / Gris
30	Inox / Stainless steel / Acier inoxydable
32	Cromo / Chrome / Chromé
37	Cobre / Copper / Cuivre
39	Aluminio anodizado / Anodized aluminum / Aluminium anodisé
44	Plata / Silver / Argent
46	Oro mate / Matt gold / Or mat
92	Cristal transparente / Transparent glass / Verre transparent
45	Cromado mate / Matt chrome / Chromé mat
47	Oro / Gold / Or
48	Níquel mate / Matt nickel / Nickel mat
49	Oro envejecido / Antique gold / Or vieilli

MATERIALES / MATERIALS / MATERIAUX



Cuerpo / Body / Corps



Marco / Frame / Cadre
Aro / Ring / Colorette

















Reflector / Reflector / Réflecteur




Difusor / Diffusor / Diffuseur

ABS METAL	ABS metalizado	Metallic ABS	ABS métalisé
ACER	Acero	Steel	Acier
ACER PAINT	Acero pintado	Painted steel	Acier peint
ALU	Aluminio	Aluminium	Aluminium
ALU ANOD	Aluminio anodizado	Anodized aluminum	Aluminium anodisé
ALU ANOD BRILLO	Aluminio anodizado brillo	Polished and anodised aluminum	Aluminium anodisé brillant
ALU 99,99%	Aluminio 99%	99% Aluminum	Aluminium 99%
ALU ESCAL	Aluminio escalonado	Stepped Aluminum	Aluminium échelonné
ALU FACET	Aluminio facetado	Faceted Aluminum	Aluminium à facettes
ALU MAT	Aluminio matizado	Matt Aluminum	Aluminium matisé
ALU PAINT	Aluminio pintado	Painted aluminum	Aluminium peint
GLASS	Cristal	Glass	Verre
GLASS MAT	Cristal matizado	Frosted glass	Verre teinté
GLASS PRISM	Cristal prismático	Prismatic glass	Verre prismatique
GLASS TRANS TEMP	Cristal templado transparente	Clear tempered glass	Verre trempé transparent
GLASS TRANS	Cristal transparente	Transparent glass	Verre transparent
INOX	Acero inoxidable	Stainless steel	Acier inoxydable
INOX 316L	Inox 316L	Inox 316L	Inox 316L
LENS PMMA	Lentes PMMA	PMMA Lenses	Lentilles PMMA
PC	Polycarbonato	Polycarbonate	Polycarbonate
PC FACET METAL	Polycarbonato facetado metalizado	Faceted metallic polycarbonate	Polycarbonate à facettes métalisé
PC MAT	Polycarbonato matizado	Frosted polycarbonate	Polycarbonate mat
PC METAL	Polycarbonato metalizado	Metallic Polycarbonate	Polycarbonate métalisé
PC OPAL	Polycarbonato opalizado	Opal polycarbonate	Polycarbonate opale
PC PRISM	Polycarbonato prismático	Prismatic polycarbonate	Polycarbonate prismatique
PC TRANS	Polycarbonato transparente	Transparent polycarbonate	Polycarbonate transparent
PLASTER	Yeso	Plaster	Plâtre
PMMA	Metacrilato	Methacrylate	Méthacrylate
PMMA MAT	Metacrilato matizado	Frosted methacrylate	Méthacrylate mat
PMMA OPAL	Metacrilato opalizado	Opal methacrylate	Méthacrylate opale
PMMA PRISM	Metacrilato prismático	Prismatic methacrylate	Méthacrylate prismatique
ZAMAK	Zamak	Zamak	Zamak

PICTOGRAFÍA / SYMBOLOLOGY / SYMBOLOLOGIE

	Luminaria con tecnología LED.	Luminaire with LED technology.	Luminaire à technologie LED.
	Novedad .	New.	Nouveauté.
	Ampliación de gama .	Product range enlargement.	Élargissement de gamme .
	Producto bajo pedido.	On request.	Produit sur demande.
	Clase I; Luminaria provista de dispositivos de toma-tierra.	Class I; luminaire fitted with earth-ground devices.	Clase I; Luminaire fourni de dispositifs prise de terre.
	Clase II; Luminaria que aísla doblemente las partes con tensión y no precisa dispositivos de toma-tierra.	Class II; luminaire that doubly insulates the electrified parts and does not require an earth-ground device.	Clase II; Luminaire qui isole doublement les parties avec tension et n'a pas besoin de dispositifs de prise de terre.
	Clase III; Luminaria alimentada a muy baja tensión y que no debe tener dispositivos toma-tierra.	Class III; luminaire with very low voltage power supply which does not require earth-ground devices.	Clase III; Luminaire alimentée à très basse tension et ne doit surtout pas avoir des dispositifs de prise de terre.
	<p>Grado de protección IP. Según la normativa EN 60598-1, las luminarias se clasifican en función de la protección derivada de sus elementos constructivos. Su nomenclatura se simboliza mediante las letras IP seguidas de tres cifras, aunque sólo se muestren las dos primeras.</p> <p>1ª cifra: Indica la protección del material frente a la filtración de elementos extraños y polvo, así como de las personas respecto a la tensión de los componentes de la luminaria.</p> <p>0- No protegida. 1- Protegida frente a cuerpos sólidos mayores de 50 mm. 2- Protegida frente a cuerpos sólidos mayores de 12 mm. 3- Protegida frente a cuerpos sólidos mayores de 2,50 mm. 4- Protegida frente a cuerpos sólidos mayores de 1 mm. 5- Protegida contra el polvo. 6- Completa protección contra el polvo.</p> <p>2ª cifra: Indica la protección del material a la penetración de líquido. IP XX</p> <p>0- No protegida. 1- Protegida a la caída vertical de gotas de agua. 2- Protegida frente a la caída de gotas hasta un alineación de 15° respecto a la vertical. 3- Protegida frente a la lluvia. 4- Protegida contra la proyección del agua. 5- Protegida al chorro de agua. 6- Protegida a los golpes de mar. 7- Protegida a la inmersión. 8- Material sumergible.</p>	<p>Degree IP protection. In accordance with standard EN 60598-1, luminaires are classified on the basis of the protection derived from their elements of construction. The degree of protection is indicated by the letters IP followed by a 3-figure number, though only the first two numbers are shown.</p> <p>1st figure: Indicates the protection of the material against the entry of foreign bodies and dust, as well of people coming into contact with live parts in the device.</p> <p>0- Not Protected. 1- Protected against foreign objects > 50mm. 2- Protected against foreign objects > 12mm 3- Protected against foreign objects > 2.5mm. 4- Protected against foreign objects > 1mm. 5- Dust-protected 6- Completely dust-tight</p> <p>2nd figure: Indicates the protection of the material against the entry of moisture. IP XX</p> <p>0- Not protected. 1- Protected against vertically falling drops of water. 2- Protected against water drops with the housing tilted at 15° with respect to the vertical. 3- Protected against rain. 4- Protected against splashing. 5- Protected against jets of water. 6- Protected against powerful water jets. 7- Protected against temporary immersion. 8- Submersible material.</p>	<p>Degre de protection IP Conformément à la norme EN 60598-1, les luminaires sont classés en fonction de la protection dérivée de leurs éléments constructifs. Leur nomenclature est symbolisée par les lettres IP suivies de trois chiffres, même si s'affichent uniquement les deux premiers.</p> <p>1er chiffre: Indique la protection du matériel par rapport à la filtration d'éléments étrangers et de poussière, ainsi que de personnes physiques, à l'égard de la tension des composants du luminaire.</p> <p>0- Aucune protection. 1- Protégé contre les corps solides supérieurs à 50 mm. 2- Protégé contre les corps solides supérieurs à 12 mm. 3- Protégé contre les corps solides supérieurs à 2,50 mm. 4- Protégé contre les corps solides supérieurs à 1 mm. 5- Protégé contre la poussière. 6- Protection complète contre la poussière.</p> <p>2ème chiffre: Indique la protection du matériel par rapport à la pénétration de liquide. IP XX</p> <p>0- Aucune protection. 1- Protégé contre les gouttes d'eau tombant verticalement. 2- Protection contre les gouttes tombant à un alignement de 15° avec la verticale. 3- Protégé contre la pluie. 4- Protégé contre les projections d'eau. 5- Protégé contre le jet d'eau. 6- Protégé contre les coups de mer. 7- Protégé contre l'immersion. 8- Matériel submersible. Classe III; Luminaire alimentée à très basse tension et ne doit surtout pas avoir des dispositifs de prise de terre.</p>
	Aplicación especial para carne.	Special application for meat.	Application spéciale pour viande.
	Aplicación especial para pescado.	Special application for fish.	Application spéciale pour poisson.
	Aplicación especial para fruta y verdura..	Special application for fruit and vegetables.	Application spéciale pour fruits et légumes.
	Aplicación especial para pan.	Special application for bread.	Application spéciale pour pain.
	Aplicación especial para marisco.	Special application for seafood.	Application spéciale pour fruits de mer.
	Aplicación especial para ropa.	Special application for clothes.	Application spéciale pour vêtements.

ΠΙΚΤΟΓΡΑΦΙΑ / SYMBOLOLOGY / SYMBOLOLOGIE

	Ángulo de emisión de luz asimétrica.	Asymmetric light emission.	Émission de lumière asymétrique.
	Ángulo de emisión de luz.	Light emission angle.	Angle d'émission de la lumière.
	Emisión de luz directa o indirecta.	Emission of direct or indirect light.	Faisceau lumineux simple.
	Emisión de luz directa y indirecta.	Emission of direct and indirect light.	Faisceau lumineux double.
	Voltaje de la luminaria en corriente continua.	Luminaire voltage in direct current.	Tension du luminaire avec courant continu.
	Voltaje de la luminaria (Voltios), de corriente alterna.	Luminaire voltage (volts) in alternating current.	Tension du luminaire (Volts) avec courant alternatif.
	Intervalo del Voltaje de la luminaria.	Voltage range.	Intervalle de tension.
	Factor potencia.	Power factor.	Facteur de puissance.
	Eficiencia luminosa.	Light efficiency.	Performance lumineuse.
	Frecuencia.	Frequency.	Fréquence.
	Luminaria con sensor crepuscular y movimiento.	Luminaire with daylight and motion sensor.	Luminaire avec détecteur crépusculaire et de mouvement.
	Luminaria con luz de emergencia.	Luminaire with emergency light.	Luminaire avec éclairage de secours.
	Luminaria con interruptor Incorporado.	Lighting with switch Included.	Luminaire avec interrupteur incorporé.
	Equipo electrónico Incluido.	Luminaire with electronic equipment Included.	Luminaire avec équipement électronique Inclus.
	Equipo NO Incluido, pero sí lo necesita.	Equipment not Included, but it is required.	Luminaire sans équipement mais nécessaire.
	Ángulo máximo de basculación de la luminaria.	Maximum angle of Inclination of the lamp.	Angle maximal d'inclinaison du luminaire.
	Ángulo máximo de giro horizontal.	Maximum angle of rotation.	Angle maximal de rotation.
	 Medidas de empotramiento (mm).	Cut hole dimensions (mm).	Mesures pour encastrément (mm).
	Vida útil (horas).	Mean life (hours).	Durée (heures).
	Índice de reproducción cromática.	Color rendering index.	Index de rendu des couleurs.
	Grado de deslumbramiento.	Unified glare rating.	Degré d'éblouissement.
	Tramo mínimo de corte (cm).	Minimum cutting section (cm).	Section minimale de découpe (cm).
	Longitud máxima de unión de tiras led (10m).	Maximum length interconnected (10m).	Longueur maximale totale des rubans à led connectés (10m).
	Longitud (5m) de la tira led (minima unidad de venta).	Standard length (5m) (Minimum Order).	Longueur (5m) du ruban à led (unité de vente minimale).
	Lámpara NO incluida.	Bulb not included.	Lampe non incluse.

Condiciones de venta (España / Portugal)

Todos los pedidos cursados a Grupo Gestión Integral Novolux Internacional, S.L. en adelante "NOVOLUX", implican la aceptación íntegra, por parte del comprador, de las presentes Condiciones Generales de Venta, salvo condiciones particulares pactadas.

1. Precios

Para todo tipo de pedido en Oferta Comercial Estándar y Bajo Pedido (con referencia en catálogo) se aplicará la tarifa y condiciones comerciales vigentes en la fecha de recepción de dicho pedido.

Para aquellos pedidos de Ejecuciones Especiales (sin referencia en catálogo), se deberá solicitar una oferta por escrito a NOVOLUX.

Sólo se aplicarán los precios especiales de las ofertas, sobre los pedidos íntegros de los mismos. Cualquier alteración sobre la oferta íntegra original por parte del cliente, puede suponer una revisión de las condiciones iniciales de la oferta.

2. Gestión Pedidos

Un pedido no se considerará recepcionado, hasta que la totalidad del mismo se haya cursado correctamente (referencia, color, accesorios, P.V.P. etc.).

El envío de un pedido a NOVOLUX expresará la voluntad de compra por parte del cliente. En el caso que el pedido no pueda ser servido, por el motivo que sea, NOVOLUX informará al cliente de dicha imposibilidad en la mayor brevedad posible. Los pedidos con precios erróneos o discrepancias con las condiciones registradas y/o acordadas por NOVOLUX, no serán tramitados hasta recibir la confirmación escrita del cliente. El correo (e-mail) al cual NOVOLUX solicitará dicha confirmación y aceptación será el que se indique en el pedido recibido del cliente.

Cualquier Pedido recibido que incluya referencias que supongan Ejecuciones Especiales y/o Bajo Pedido requerirá ser aceptado por parte de NOVOLUX, confirmando en factibilidad de producción, precio y plazo de entrega antes de su tramitación. NOVOLUX solicitará el pago por anticipado de, como mínimo, el 30% del valor del pedido (impuestos incluidos).

Los pedidos recibidos que no indiquen lo contrario serán servidos parcialmente en caso de no disponer en stock de la totalidad de los ítems incluidos en él y los portes tendrán la misma condición que el pedido original, entregando los restos de pedido a portes pagados si el pedido ya cumplía la condición inicialmente.

Aquellos pedidos en los que no se indique la voluntad expresa del cumplimiento de un plazo de entrega, serán gestionados según se expone en el punto anterior. En el caso que el cumplimiento del plazo de entrega del pedido total o parcialmente sea requisito indispensable para el cliente, este deberá solicitar plazo de entrega por escrito a NOVOLUX.

Todo pedido inferior a 100€ netos tendrán un cargo de 15€ por gastos de gestión.

3. Devoluciones

Para realizar cualquier devolución, se deberá solicitar autorización previamente a NOVOLUX.

Los productos de Ejecuciones Especiales, Bajo Pedido o descatalogados no podrán ser devueltos, ni aun proponiendo una depreciación.

Los productos que sean objeto de solicitud de devolución deben haber sido facturados dentro de los 60 días anteriores a la solicitud.

No se aceptarán devoluciones de productos que no estén en perfecto estado para la venta, incluido su embalaje original. Si por esta causa el cliente solicita el retorno de la mercancía devuelta, el envío de retorno será a portes debidos.

El plazo de devolución del material a NOVOLUX, una vez autorizada, será de máximo 10 días.

A todo producto devuelto se le aplicará la siguiente depreciación sin excepción:

- Solicitud hasta 30 días posteriores a la fecha de factura..... 15% de depreciación sobre el valor de la devolución, con un mínimo de 30€ por gastos de gestión.

- Solicitud hasta 60 días posteriores a la fecha de factura..... 25% de depreciación sobre el valor de la devolución, con un mínimo de 30€ por gastos de gestión.

4. Entregas / Transportes

Salvo que se acuerden otros términos de transporte, las mercancías viajarán por cuenta y riesgo del comprador en condiciones franco fábrica (EXWORKS para envíos internacionales).

Los pedidos que no lleguen a portes francos mínimos (consulte importe de su zona) y no indiquen medio de transporte del cliente, serán enviados con portes cargados en factura.

No se admitirán reclamaciones por roturas o incidencias en el transporte transcurridas 72 horas desde de la recepción de la mercancía.

NOVOLUX sólo se responsabilizará de las incidencias en la entrega, cuando envíe mercancías a portes pagados (a cargo de NOVOLUX).

Los riesgos concernientes a la devolución de las mercancías, correrán siempre a cargo del comprador.

5. Plazos de disponibilidad (franco fábrica)

Los plazos de disponibilidad de mercancía dados por NOVOLUX son siempre aproximados y pueden estar sujetos a variaciones debidas a los propios procesos de gestión de los pedidos, o a terceros responsables del transporte de mercancías y/o suministro de componentes.

Estas posibles variaciones en los plazos, en ningún caso suponen aceptación de responsabilidad o de penalizaciones por demora por parte de NOVOLUX.

6. Servicio especial (CRISTHER 1 hora / DOPO 60 Minutos / EXO 60 Minutos)

Nuestro servicio especial garantiza la preparación del pedido y su puesta a disposición del transitario o transportista designado, en nuestros almacenes en el plazo de 1 hora.

En este servicio los artículos tendrán un cargo de +6%.

Los plazos de transporte no son responsabilidad de NOVOLUX.

7. Proyectos de iluminación

Como servicio adicional a nuestros clientes, disponemos de nuestro propio Departamento Técnico de Proyectos, donde pueden consultar cualquier necesidad lumínica de interior y exterior.

El nivel de prestación de nuestras realizaciones, se adecua a las necesidades de cada proyecto.

8. Muestras

Las muestras de material deberán ser solicitadas mediante pedido y serán facturadas.

El plazo de devolución de las muestras a NOVOLUX, será de un máximo de 30 días desde la fecha que figure en el albarán de entrega y se devolverán a portes pagados.

Las muestras devueltas que no estén en condiciones para la venta (en perfecto estado y con su embalaje original), no podrán ser abonadas.

9. Calidad

Los productos suministrados por NOVOLUX, cumplen con la directiva RoHS 2002/95/CE y con la Norma Europea que marcan las directivas 2006/95/CE indicándose de forma visible tanto en el producto como en su caja exterior. Además, de haber sido sometidos a rigurosos controles de calidad que garantizan su correcto funcionamiento.

NOVOLUX, trabaja permanentemente para mejorar y adecuar sus productos.

Por ello, nos reservamos el derecho a modificar, suprimir o ampliar nuestros productos en catálogo sin previo aviso, y sin que ello sea motivo de reclamaciones.

Dependiendo de los materiales de fabricación y para su máxima optimización en el tiempo, NOVOLUX recomienda realizar los trabajos de mantenimiento con la periodicidad necesaria.

10. Garantía

Todos los productos de NOVOLUX, poseen de un periodo de garantía de 2 años desde la fecha de factura de NOVOLUX.

Bajo solicitud, se puede valorar una extensión de garantía u ofrecer una garantía de proyecto personalizada, tras evaluar las condiciones de aplicación.

En el caso de las lámparas, se garantizarán 2 años, siempre que se cumplan las siguientes condiciones de aplicación:

- Temperatura ambiente de max. -10°C a +40°C.

- Mín. 10mm de espacio alrededor del cuerpo de la lámpara.

- La instalación eléctrica en la que funcione el producto no debe estar sometida a fluctuaciones de tensión dentro de un intervalo que sobrepase el nominal de la red +/- 10%-

- Máx. 50.000 conmutaciones rápidas (tiempo entre encendido y apagado inferior a 30s).

En caso de no cumplirse estas condiciones, se aplicará la garantía legal de 6 meses contra defectos de fabricación.

El Departamento Técnico de NOVOLUX es el único autorizado para determinar si se trata de un defecto de fabricación, después de recibir por escrito la incidencia, donde se exigirá la factura de venta para verificar la fecha.

La responsabilidad de NOVOLUX cubre la sustitución del producto defectuoso, por el mismo modelo u otro similar, o el abono de su valor en caso de que ya no se fabrique o no se encuentre disponible. No le será exigible ninguna otra responsabilidad por garantía o cualquier otro concepto, explícita o implícita, salvo la aquí establecida.

NOVOLUX no asume la responsabilidad por la mala utilización y/o aplicación de sus productos. Nuestros productos perderán su garantía en caso de que sean manipulados indebidamente o instalados incorrectamente.

Quedan excluidos de la garantía los defectos y deterioros causados por el desgaste o uso, por causa de fuerza mayor, mantenimiento defectuoso, o por el uso inadecuado del producto no especificado ni autorizado previamente por el vendedor.

Las intervenciones a título de garantía no tendrán como efecto la prolongación de la duración de la misma.

11. Reserva de propiedad

NOVOLUX se reserva el derecho de propiedad de todos los materiales que suministre, hasta que el comprador haya hecho efectivo el pago total de los mismos.

12. Jurisdicción

Para cualquier discrepancia o litigio que se derive de las citadas Condiciones Generales de Venta, ambas partes se someten a la competencia de los Juzgados y Tribunales de Barcelona, con expresa renuncia a su fuero propio.

Condições de venda (Espanha - Portugal)

Todos os pedidos endereçados e registados pelo Grupo Gestión Integral Novolux Internacional, S.L., daqui para a frente "NOVOLUX" implicam a aceitação na íntegra, por parte do comprador, das presentes Condições Gerais de Venda, salvo condições particulares acordadas.

1. Preços

Para todo o tipo de pedido/encomenda em Oferta Comercial Normal e Sob Pedido (com referencia em catálogo) se aplicará a tabela de preços vigente na data de recepção da dita encomenda/pedido, com os descontos acordados e em vigor.

Para aqueles pedidos/encomendas de Execuções Especiais (sem referencia em catálogo), se deverá solicitar uma oferta/proposta por escrito a NOVOLUX.

Só se aplicarão os preços especiais das ofertas, sobre os pedidos íntegros dos mesmos. Qualquer alteração sobre a oferta/proposta íntegra original por parte do cliente, pode supor uma revisão das condições iniciais da oferta/proposta.

2. Gestão de Pedidos/Encomendas

Um pedido não se considera recepcionado, até que a totalidade do mesmo, tenha sido processado corretamente (referencia, cor, acessórios, P.V.P., etc.).

O envio de um pedido/encomenda à NOVOLUX, expressa a vontade de compra por parte do cliente. No caso em que o pedido não possa ser servido, pelo motivo que seja, NOVOLUX informará o cliente da dita impossibilidade com a maior brevidade possível. Os pedidos com preços errados ou discrepâncias com as condições registadas e/ou acordadas pela Novolux, não serão processados até receber a confirmação escrita do cliente. O correio (e-mail) ao qual NOVOLUX solicitará a dita confirmação e acordo será o que se indica no pedido/encomenda recebido do cliente.

Qualquer pedido/encomenda recebido incluindo referencias que suponham Execuções Especiais deverá ser aceite por parte de NOVOLUX, confirmando a possibilidade de ser executado pela produção, preço e prazo de entrega antes do mesmo ser processado, para sua posterior realização. Novolux solicitará o pagamento antecipado de, pelo menos, 30% do valor do pedido (impostos incluídos).

Os pedidos/encomendas recebidos que não indiquem o contrário serão fornecidos parcialmente em caso de não dispor em stock da totalidade dos itens incluídos nele e os valores de portes terão a mesma condição que o pedido/encomenda original, entregando os restos de pedido/encomenda a portes pagos se o pedido/encomenda já cumpria a condição inicialmente.

Aqueles pedidos/encomendas em que não se indique a vontade expressa do cumprimento de um prazo de entrega, serão geridos segundo se expõe no ponto anterior. No caso que o cumprimento do prazo de entrega do pedido/encomenda total ou parcialmente seja requisito indispensável para o cliente, este deverá solicitar prazo de entrega por escrito a NOVOLUX.

Todo o pedido inferior a 100€ Líquidos terá um custo de 15,00€ para custos de gestão.

3. Devoluções

Para realizar qualquer devolução, dever-se-á solicitar autorização prévia à NOVOLUX.

Os produtos de Execuções Especiais ou Sob Pedido ou descatalogados não podem ser devolvidos, nem mesmo estando sujeitos a uma depreciação.

Os produtos que sejam objeto de solicitação de devolução devem ter sido facturados dentro dos 60 dias anteriores à sua solicitação.

Não se aceitarão devoluções de produtos que não estejam em perfeito estado para a sua venda, incluindo a sua embalagem original. Se por este motivo o cliente solicita o retorno da mercadoria devolvida, o envio de retorno será a portes devidos, ou seja a cargo do cliente.

O prazo de devolução do material à NOVOLUX, uma vez autorizada, será de máximo 10 dias.

A Todo produto devolvido será aplicada a seguinte depreciação sem exceção:

- Até 30 dias posteriores à solicitação..... 15% de depreciação sobre o valor da devolução ou 30€ de custos de gestão.

- Até 60 dias posteriores à solicitação..... 25% de depreciação sobre o valor da devolução ou 30€ de custos de gestão.

4. Entregas / Transportes

Salvo acordo de outros términos de transporte, as mercadorias viajarão por conta e risco do comprador em condições franco/segundo fábrica (EXWORKS para envios internacionais).

Os pedidos que não cheguem ao valor de portes mínimo acordado e não indiquem o meio de transporte do cliente, serão enviados com o valor dos portes na factura.

Não se admitirão reclamações por rupturas ou incidências no transporte transcorridas/passadas 72 horas desde a recepção da mercadoria.

NOVOLUX só se responsabilizará pelas incidências na entrega, quando se envie mercadorias a portes pagos (a cargo de NOVOLUX).

Os riscos respeitantes à devolução das mercadorias, serão sempre a cargo do comprador.

5. Prazos de disponibilidade (franco/segundo fábrica)

Os prazos de disponibilidade da mercadoria dados pela NOVOLUX são sempre aproximados e podem estar sujeitos a variações devidas aos próprios processos de gestão dos pedidos/encomendas, ou a terceiros responsáveis do transporte de mercadorias e/ou fornecimento de componentes.

Estas possíveis variações nos prazos, em nenhum caso supõem a aceitação de responsabilidade ou de penalizações por demora por parte da NOVOLUX.

6. Serviço Especial para Espanha e Portugal (CRISTHER 1 hora / DOPO 60 Minutos / EXO 60 Minutos)

O nosso serviço especial garante a preparação do pedido e a sua colocação à disponibilidade do transitário designado nos nossos armazéns no prazo de 1 hora.

Neste serviço os artigos terão um encargo de +6%.

Os prazos de entrega da agência de transporte não são da responsabilidade da NOVOLUX.

7. Projetos de iluminação

Como serviço adicional aos nossos clientes, dispomos do nosso próprio Departamento Técnico de Projetos, onde podem consultar qualquer necessidade luminica de interior e exterior.

O nível de prestação das nossas realizações, adequa-se às necessidades de cada projeto.

8. Amostras

As amostras de material deverão ser solicitadas mediante um pedido/encomenda e serão facturadas.

O prazo de devolução das amostras à NOVOLUX, será no máximo de 30 dias a partir da data que figura na Guia de Remessa /Nota de entrega, e serão devolvidas com os portes pagos pelo cliente.

As amostras devolvidas que não estejam em condições para a venda (em perfeito estado e com a sua embalagem original), não poderão ser creditadas.

9. Qualidade

Os produtos fornecidos por NOVOLUX, cumprem com a diretiva RoHS 2002/95/CE e a Norma Europeia que marcam as diretivas 2006/95/CE indicando-se de forma visível tanto no produto como na sua caixa exterior. Apesar, de terem sido submetidos a rigorosos controlos de qualidade que garantem o seu correto funcionamento.

NOVOLUX, trabalha permanentemente para melhorar e adequar os seus produtos.

Por isso, reservamo-nos no direito a modificar, suprimir ou ampliar os nossos produtos sem aviso prévio, e sem que este seja motivo de reclamações.

Dependendo dos materiais de fabricação e para sua máxima optimização no tempo, NOVOLUX recomenda realizar os trabalhos de manutenção com a periodicidade necessária.

10. Garantia

Todos os produtos de NOVOLUX, possuem de um período de garantia de 2 anos a partir do momento da sua compra, ou seja data da factura. Sob pedido, poder-se-á avaliar uma ampliação da garantia a oferecer, ou uma garantia para um projeto específico, após a avaliação e análise da instalação e do ambiente e das condições de aplicação.

No caso das lâmpadas, existe um período de garantia de 2 anos, sempre que se cumpram as seguintes condições de aplicação:

- Temperatura ambiente de max. -10°C a + 40°C.

- Min. 10mm de espaço em redor do corpo da lâmpada.

- A instalação eléctrica em que funciona o produto não deve estar submetida a flutuações/variações de tensão dentro de um intervalo que ultrapasse o valor nominal da rede +/- 10%.

- Máx. 50.000 comutações rápidas (tempo entre o ligado e apagado inferior a 30s).

Em caso de não se cumprirem estas condições, aplicar-se-á a garantia legal de 6 meses contra defeitos de fabrico.

O Departamento Técnico da Novolux é o único autorizado para determinar se se trata de um defeito de fabrico, depois de receber por escrito a incidência, onde se exigirá a factura de venda bem como a sua data.

A responsabilidade de NOVOLUX cobre a substituição do produto defeituoso, pelo mesmo ou outro similar, ou o crédito do seu valor no caso em que já não se fabrique ou que não se encontre disponível. Não lhe será exigido nenhuma outra responsabilidade por garantia ou qualquer outro conceito, explícita ou implícita, salvo aquela aqui estabelecida.

NOVOLUX não assume a responsabilidade pela má utilização e/ou aplicação dos seus produtos. Os nossos produtos perderão a sua garantia em caso de que sejam manipulados indevidamente ou instalados incorretamente.

Ficam excluídos da garantia os defeitos e deteriorações causados pelo desgaste ou uso, por causa de força maior, manutenção defeituosa, ou pelo uso inadequado do produto não especificado nem autorizado previamente pelo vendedor.

As intervenções a título de garantia não terão como efeito o prolongamento da duração da mesma.

11. Reserva de Propriedade

NOVOLUX reserva-se no direito de propriedade de todos os materiais que fornece, até que o comprador tenha feito o pagamento total dos mesmos.

12. Jurisdição

Para qualquer discrepância ou litígio que derive das citadas Condições Gerais de Venda, ambas partes se submetem à competência dos Juizes e Tribunais de Barcelona, com expressa renúncia ao seu foro próprio.

REF.	PAG.	ENERGY CLASS
029A-G21X1A-01	233	A++,A+,A,B,C,D,E
029A-G21X1A-03	233	A++,A+,A,B,C,D,E
464A-L0124F-00	318	A++,A+,A
464A-L0172F-00	318	A++,A+,A
464A-L0224F-00	318	A++,A+,A
464A-L0472F-00	318	A++,A+,A
464B-L0105F-00	318	A++,A+,A
464B-L0115F-00	318	A++,A+,A
464B-L0205F-00	318	A++,A+,A
464B-L0415F-00	318	A++,A+,A
464C-L0172F-00	318	A++,A+,A
464D-L0115F-00	318	A++,A+,A
465B-L0172F-29	319	A++,A+,A
465C-L0115F-29	319	A++,A+,A
465D-L0172F-29	319	A++,A+,A
465E-L0115F-29	319	A++,A+,A
465F-L0124F-29	319	A++,A+,A
465F-L0224F-29	319	A++,A+,A
465F-L0472F-29	319	A++,A+,A
465G-L0105F-29	319	A++,A+,A
465G-L0205F-29	319	A++,A+,A
465G-L0415F-29	319	A++,A+,A
619A-L0115A-01	183	A++,A+,A
619B-L0125A-01	183	A++,A+,A
619B-L0135A-01	183	A++,A+,A
619C-L0145A-01	183	A++,A+,A
706A-L0103B-01	157	A++,A+,A
706A-L0103B-39	157	A++,A+,A
706B-L0103B-01	157	A++,A+,A
706B-L0103B-39	157	A++,A+,A
715A-L0125A-01	255,285	A++,A+,A
715A-L0125A-02	255,285	A++,A+,A
715A-L0125A-03	255,285	A++,A+,A
715B-L3135A-01	255,285	A+
715B-L3135A-02	255,285	A+
715B-L3135A-03	255,285	A+
726A-L0103B-01	159	A++,A+,A
726A-L0103B-39	159	A++,A+,A
729A-L3108B-00	129	A+
729A-L31R1B-00	129	A+
729A-L31RDB-00	129	A+

REF.	PAG.	ENERGY CLASS
729A-L3308B-00	129	A+
729A-L33R1B-00	129	A+
729A-L33RDB-00	129	A+
731A-L3125B-01	247	A+
731A-L3325B-01	247	A+
733B-L3113B-01	155	A+
733B-L3113B-02	155	A+
733B-L3113B-03	155	A+
736A-G05X1B-01	117	A++,A+,A,B,C,D
736A-G05X1B-02	117	A++,A+,A,B,C,D
736A-G05X1B-03	117	A++,A+,A,B,C,D
736B-G23X1D-01	117	A++,A+,A,B,C
736B-G23X1D-02	117	A++,A+,A,B,C
736B-G23X1D-03	117	A++,A+,A,B,C
736B-G42X1B-01	117	A++,A+,A,B,C,D
736B-G42X1B-02	117	A++,A+,A,B,C,D
736B-G42X1B-03	117	A++,A+,A,B,C,D
736B-L3108B-01	117	A+
736B-L3108B-02	117	A++,A+
736B-L3108B-03	117	A++,A+
736B-L31R1B-01	117	A++,A+
736B-L31R1B-02	117	A++,A+
736B-L31R1B-03	117	A++,A+
736B-L31RDB-01	117	A++,A+
736B-L31RDB-02	117	A++,A+
736B-L31RDB-03	117	A++,A+
736B-L3308B-01	117	A++,A+
736B-L3308B-02	117	A++,A+
736B-L3308B-03	117	A++,A+
736B-L33R1B-01	117	A++,A+
736B-L33R1B-02	117	A++,A+
736B-L33R1B-03	117	A++,A+
736B-L33RDB-01	117	A++,A+
736B-L33RDB-02	117	A++,A+
736B-L33RDB-03	117	A++,A+
737A-G21X1B-01	119	A++,A+,A,B,C,D
737A-G21X1B-02	119	A++,A+,A,B,C,D
737A-G21X1B-03	119	A++,A+,A,B,C,D
737A-G23X1D-01	119	A++,A+,A,B,C
737A-G23X1D-02	119	A++,A+,A,B,C
737A-G23X1D-03	119	A++,A+,A,B,C

REF.	PAG.	ENERGY CLASS
737A-L3108B-01	119	A+
737A-L3108B-02	119	A+
737A-L3108B-03	119	A+
737A-L31R1B-01	119	A+
737A-L31R1B-02	119	A+
737A-L31R1B-03	119	A+
737A-L31RDB-01	119	A+
737A-L31RDB-02	119	A+
737A-L31RDB-03	119	A+
737A-L3308B-01	119	A+
737A-L3308B-02	119	A+
737A-L3308B-03	119	A+
737A-L33R1B-01	119	A+
737A-L33R1B-02	119	A+
737A-L33R1B-03	119	A+
737A-L33RDB-01	119	A+
737A-L33RDB-02	119	A+
737A-L33RDB-03	119	A+
737B-G21X1B-01	313	A++,A+,A,B,C,D
737B-G21X1B-02	313	A++,A+,A,B,C,D
737B-G21X1B-03	313	A++,A+,A,B,C,D
737B-G23X1B-01	313	A++,A+,A,B,C
737B-G23X1B-02	313	A++,A+,A,B,C
737B-G23X1B-03	313	A++,A+,A,B,C
737C-G21X1B-01	313	A++,A+,A,B,C,D
737C-G21X1B-02	313	A++,A+,A,B,C,D
737C-G21X1B-03	313	A++,A+,A,B,C,D
737C-G23X1B-01	313	A++,A+,A,B,C
737C-G23X1B-02	313	A++,A+,A,B,C
737C-G23X1B-03	313	A++,A+,A,B,C
738F-G18RCB-01	56	A+,A
738F-G18RCB-02	56	A+,A
738F-G18RCB-03	56	A+,A
738F-G21X1B-01	56	A++,A+,A
738F-G21X1B-02	56	A++,A+,A
738F-G21X1B-03	56	A++,A+,A
738F-M4135B-01	56	A+,A
738F-M4135B-02	56	A+,A
738F-M4135B-03	56	A+,A
738F-M4170B-01	56	A+,A
738F-M4170B-02	56	A+,A

REF.	PAG.	ENERGY CLASS
738F-M4170B-03	56	A+,A
738Q-L3125B-01	55	A+
738Q-L3125B-02	55	A+
738Q-L3125B-03	55	A+
738Q-L31R2B-01	55	A+
738Q-L31R2B-02	55	A+
738Q-L31R2B-03	55	A+
738Q-L3325B-01	55	A+
738Q-L3325B-02	55	A+
738Q-L3325B-03	55	A+
738Q-L33R2B-01	55	A+
738Q-L33R2B-02	55	A+
738Q-L33R2B-03	55	A+
738Q-M1935B-01	57	A+,A
738Q-M1935B-02	57	A+,A
738Q-M1935B-03	57	A+,A
738Q-M1970B-01	57	A+,A
738Q-M1970B-02	57	A+,A
738Q-M1970B-03	57	A+,A
738R-L3125B-01	55	A+
738R-L3125B-02	55	A+
738R-L3125B-03	55	A+
738R-L31R2B-01	55	A+
738R-L31R2B-02	55	A+
738R-L31R2B-03	55	A+
738R-L3325B-01	55	A+
738R-L3325B-02	55	A+
738R-L3325B-03	55	A+
738R-L33R2B-01	55	A+
738R-L33R2B-02	55	A+
738R-L33R2B-03	55	A+
738R-M1935B-01	57	A+,A
738R-M1935B-02	57	A+,A
738R-M1935B-03	57	A+,A
738R-M1970B-01	57	A+,A
738R-M1970B-02	57	A+,A
738R-M1970B-03	57	A+,A
738S-M1935B-01	57	A+,A
738S-M1935B-02	57	A+,A
738S-M1935B-03	57	A+,A
738S-M1970B-01	57	A+,A

REF.	PAG.	ENERGY CLASS
738S-M1970B-02	57	A+,A
738S-M1970B-03	57	A+,A
741A-G23X1D-01	144	A++,A+,A,B,C
741A-G23X1D-02	144	A++,A+,A,B,C
741A-G23X1D-03	144	A++,A+,A,B,C
741A-G23X1D-32	144	A++,A+,A,B,C
741A-G23X1D-45	144	A++,A+,A,B,C
741A-G23X1D-48	144	A++,A+,A,B,C
741A-G42X1B-01	144	A++,A+,A,B,C,D
741A-G42X1B-02	144	A++,A+,A,B,C,D
741A-G42X1B-03	144	A++,A+,A,B,C,D
741A-G42X1B-32	144	A++,A+,A,B,C,D
741A-G42X1B-45	144	A++,A+,A,B,C,D
741A-G42X1B-48	144	A++,A+,A,B,C,D
741B-M19X1Y-01	146	A+,A
741C-M19X1Y-01	146	A+,A
741D-L3115B-01	145	A+,A
741E-L3138B-01	145	A+,A
741E-L31R3B-01	145	A+,A
741E-L3338B-01	145	A+,A
741E-L33R3B-01	145	A+,A
741E-L4438B-01	145	A+,A
741E-L4638B-01	145	A+,A
741E-L4738B-01	145	A+,A
741E-L4838B-01	145	A+,A
741E-L5138B-01	145	A+,A
741F-M07X1Y-01	147	A+,A
741F-M07X1Y-02	147	A+,A
741F-M07X1Y-03	147	A+,A
741F-R39A1B-01	147	A+,A
741F-R39A1B-02	147	A+,A
741F-R39A1B-03	147	A+,A
741G-M07X1Y-01	147	A+,A
741G-M07X1Y-02	147	A+,A
741G-M07X1Y-03	147	A+,A
741H-M07X1Y-01	147	A+,A
741H-M07X1Y-02	147	A+,A
741H-M07X1Y-03	147	A+,A
741I-M07X1Y-01	147	A+,A
741I-M07X1Y-02	147	A+,A
741I-M07X1Y-03	147	A+,A

REF.	PAG.	ENERGY CLASS
745A-L0103B-01	163	A+,A
745A-L0103B-02	163	A+,A
745A-L0103B-03	163	A+,A
745A-L0103B-45	163	A+,A
745A-L0103B-48	163	A+,A
745A-L0303B-01	163	A+,A
745A-L0303B-02	163	A+,A
745A-L0303B-03	163	A+,A
745A-L0303B-45	163	A+,A
745A-L0303B-48	163	A+,A
745A-L1003B-01	163	A+,A
745A-L1003B-02	163	A+,A
745A-L1003B-03	163	A+,A
745A-L1003B-45	163	A+,A
745A-L1003B-48	163	A+,A
745B-L0103B-01	163	A+,A
745B-L0103B-02	163	A+,A
745B-L0103B-03	163	A+,A
745B-L0103B-45	163	A+,A
745B-L0103B-48	163	A+,A
745B-L0303B-01	163	A+,A
745B-L0303B-02	163	A+,A
745B-L0303B-03	163	A+,A
745B-L0303B-45	163	A+,A
745B-L0303B-48	163	A+,A
745B-L1003B-01	163	A+,A
745B-L1003B-02	163	A+,A
745B-L1003B-03	163	A+,A
745B-L1003B-45	163	A+,A
745B-L1003B-48	163	A+,A
745C-L0101B-39	162	A+,A
745C-L0301B-39	162	A+,A
745C-L1001B-39	162	A+,A
745D-L0103B-39	162	A+,A
745D-L0303B-39	162	A+,A
745D-L1003B-39	162	A+,A
746B-G18X1E-01	139	A++,A+,A,B,C
746B-G18X1E-02	139	A++,A+,A,B,C
746B-G18X1E-03	139	A++,A+,A,B,C
746B-M4135B-01	139	A+,A
746B-M4135B-02	139	A+,A

REF.	PAG.	ENERGY CLASS
746B-M4135B-03	139	A+,A
746B-M4170B-01	139	A+,A
746B-M4170B-02	139	A+,A
746B-M4170B-03	139	A+,A
747A-L0101B-48	151	-
747A-L0301B-48	151	-
747B-L0101B-32	225	-
747B-L0301B-32	225	A+
749A-G23X1D-01	132	A++,A+,A,B,C
749A-G23X1D-02	132	A++,A+,A,B,C
749A-G23X1D-03	132	A++,A+,A,B,C
749A-G23X1D-45	132	A++,A+,A,B,C
749A-G23X1D-48	132	A++,A+,A,B,C
749A-G42X1B-01	132	A++,A+,A,B,C,D
749A-G42X1B-02	132	A++,A+,A,B,C,D
749A-G42X1B-03	132	A++,A+,A,B,C,D
749A-G42X1B-45	132	A++,A+,A,B,C,D
749A-G42X1B-48	132	A++,A+,A,B,C,D
749A-L3108B-01	132	A+
749A-L3108B-02	132	A+
749A-L3108B-03	132	A+
749A-L3108B-45	132	A+
749A-L3108B-48	132	A+
749A-L31R1B-01	132	A+
749A-L31R1B-02	132	A+
749A-L31R1B-03	132	A+
749A-L31R1B-45	132	A+
749A-L31R1B-48	132	A+
749A-L31RDB-01	132	A+
749A-L31RDB-02	132	A+
749A-L31RDB-03	132	A+
749A-L31RDB-45	132	A+
749A-L31RDB-48	132	A+
749A-L3308B-01	132	A+
749A-L3308B-02	132	A+
749A-L3308B-03	132	A+
749A-L3308B-45	132	A+
749A-L3308B-48	132	A+
749A-L33R1B-01	132	A+
749A-L33R1B-02	132	A+
749A-L33R1B-03	132	A+

REF.	PAG.	ENERGY CLASS
749A-L33R1B-45	132	A+
749A-L33R1B-48	132	A+
749A-L33RDB-01	132	A+
749A-L33RDB-02	132	A+
749A-L33RDB-03	132	A+
749A-L33RDB-45	132	A+
749A-L33RDB-48	132	A+
749B-G23X1D-01	133	A++,A+,A,B,C
749B-G23X1D-02	133	A++,A+,A,B,C
749B-G23X1D-03	133	A++,A+,A,B,C
749B-G42X1B-01	133	A++,A+,A,B,C,D
749B-G42X1B-02	133	A++,A+,A,B,C,D
749B-G42X1B-03	133	A++,A+,A,B,C,D
750A-G23X1D-01	103	A++,A+,A,B,C
750A-G23X1D-02	103	A++,A+,A,B,C
750A-G23X1D-30	103	A++,A+,A,B,C
750A-G23X1D-32	103	A++,A+,A,B,C
750A-G23X1D-45	103	A++,A+,A,B,C
750A-G23X1D-48	103	A++,A+,A,B,C
750A-G42X1B-01	103	A++,A+,A,B,C,D
750A-G42X1B-02	103	A++,A+,A,B,C,D
750A-G42X1B-30	103	A++,A+,A,B,C,D
750A-G42X1B-32	103	A++,A+,A,B,C,D
750A-G42X1B-45	103	A++,A+,A,B,C,D
750A-G42X1B-48	103	A++,A+,A,B,C,D
750A-L3108B-01	103	A+
750A-L3108B-02	103	A+
750A-L3108B-30	103	A+
750A-L3108B-32	103	A+
750A-L3108B-45	103	A+
750A-L3108B-48	103	A+
750A-L31R1B-01	103	A+
750A-L31R1B-02	103	A+
750A-L31R1B-30	103	A+
750A-L31R1B-32	103	A+
750A-L31R1B-45	103	A+
750A-L31R1B-48	103	A+
750A-L31RDB-01	103	A+
750A-L31RDB-02	103	A+
750A-L31RDB-30	103	A+
750A-L31RDB-32	103	A+

REF.	PAG.	ENERGY CLASS
750A-L31RDB-45	103	A+
750A-L31RDB-48	103	A+
750A-L3308B-01	103	A+
750A-L3308B-02	103	A+
750A-L3308B-30	103	A+
750A-L3308B-32	103	A+
750A-L3308B-45	103	A+
750A-L3308B-48	103	A+
750A-L33R1B-01	103	A+
750A-L33R1B-02	103	A+
750A-L33R1B-30	103	A+
750A-L33R1B-32	103	A+
750A-L33R1B-45	103	A+
750A-L33R1B-48	103	A+
750A-L33RDB-01	103	A+
750A-L33RDB-02	103	A+
750A-L33RDB-30	103	A+
750A-L33RDB-32	103	A+
750A-L33RDB-45	103	A+
750A-L33RDB-48	103	A+
752A-G23X1D-01	110	A++,A+,A,B,C
752A-G23X1D-02	110	A++,A+,A,B,C
752A-G23X1D-03	110	A++,A+,A,B,C
752A-G42X1B-01	110	A++,A+,A,B,C,D
752A-G42X1B-02	110	A++,A+,A,B,C,D
752A-G42X1B-03	110	A++,A+,A,B,C,D
752B-L3109B-01	111	A++,A+
752B-L31R1B-01	111	A++,A+
752B-L31RDB-01	111	A+
752B-L3309B-01	111	A++,A+
752B-L33R1B-01	111	A++,A+
752B-L33RDB-01	111	A+
753A-L3202B-01	149	A+
753A-L3202B-02	149	A+
753A-L3202B-32	149	A+
753A-L3202B-45	149	A+
753B-L3202B-01	263	A+
753B-L3202B-02	263	A+
753B-L3202B-32	263	A+
753B-L3202B-45	263	A+
756A-P3355B-01	97	A+,A

REF.	PAG.	ENERGY CLASS
756B-P3385B-01	97	A+,A
757A-L0114B-01	85	-
757A-L9814B-01	85	-
757B-L3108B-01	84	-
757C-L3120B-01	84	A+
757D-L3123B-01	83	A+
757D-L3323B-01	83	A+
757E-L3115B-01	82	A+
757E-L3315B-01	82	A+
758A-L3110B-01	90	A+
758A-L31R2B-01	90	A+
758A-L3310B-01	90	A+
758A-L33R2B-01	90	A+
758B-L3121B-01	90	A+
758B-L31R2B-01	90	A+
758B-L3321B-01	90	A+
758B-L33R2B-01	90	A+
758C-L3132B-01	90	A+
758C-L31R2B-01	90	A+
758C-L3332B-01	90	A+
758C-L33R2B-01	90	A+
758D-L3115B-01	91	A+,A
758D-L31R2B-01	91	A+,A
758D-L3315B-01	91	A+,A
758D-L33R2B-01	91	A+,A
758E-L3140B-01	91	A+,A
758E-L31R2B-01	91	A+,A
758E-L3340B-01	91	A+,A
758E-L33R2B-01	91	A+
759A-L3142B-01	137	A+
759A-L31R2B-01	137	A+
759A-L3342B-01	137	A+
759A-L33R2B-01	137	A++,A+
759A-L4242B-01	137	A+
759A-L4442B-01	137	A+
759A-L4642B-01	137	A+
759A-L4742B-01	137	A++,A+
759A-L4842B-01	137	A++,A+
759A-L5142B-01	137	A++,A+
759B-M3670Y-01	137	A+,A
759B-M36A4Y-01	137	A+,A

REF.	PAG.	ENERGY CLASS
760A-G05X1B-01	213	A++,A+,A,B,C,D
760A-G05X1B-02	213	A++,A+,A,B,C,D
760A-G05X1B-03	213	A++,A+,A,B,C,D
760A-G18RCB-01	213	A,B,C
760A-G18RCB-02	213	A,B,C
760A-G18RCB-03	213	A,B,C
760A-M4135B-01	212	A+,A
760A-M4135B-02	212	A+,A
760A-M4135B-03	212	A+,A
760A-M4170B-01	212	A+,A
760A-M4170B-02	212	A+,A
760A-M4170B-03	212	A+,A
760B-G05X1B-01	213	A++,A+,A,B,C,D
760B-G05X1B-02	213	A++,A+,A,B,C,D
760B-G05X1B-03	213	A++,A+,A,B,C,D
760B-G18RCB-01	213	A,B,C
760B-G18RCB-02	213	A,B,C
760B-G18RCB-03	213	A,B,C
760B-M4135B-01	212	A+,A
760B-M4135B-02	212	A+,A
760B-M4135B-03	212	A+,A
760B-M4170B-01	212	A+,A
760B-M4170B-02	212	A+,A
760B-M4170B-03	212	A+,A
760C-G05X1B-01	217	A++,A+,A,B,C,D
760C-G05X1B-02	217	A++,A+,A,B,C,D
760C-G05X1B-03	217	A++,A+,A,B,C,D
760C-G18RCB-01	217	A,B,C
760C-G18RCB-02	217	A,B,C
760C-G18RCB-03	217	A,B,C
760C-M4135B-01	216	A+,A
760C-M4135B-02	216	A+,A
760C-M4135B-03	216	A+,A
760C-M4170B-01	216	A+,A
760C-M4170B-02	216	A+,A
760C-M4170B-03	216	A+,A
760D-G05X1B-01	217	A++,A+,A,B,C,D
760D-G05X1B-02	217	A++,A+,A,B,C,D
760D-G05X1B-03	217	A++,A+,A,B,C,D
760D-G18RCB-01	217	A,B,C
760D-G18RCB-02	217	A,B,C

REF.	PAG.	ENERGY CLASS
760D-G18RCB-03	217	A,B,C
760D-M4135B-01	216	A+,A
760D-M4135B-02	216	A+,A
760D-M4135B-03	216	A+,A
760D-M4170B-01	216	A+,A
760D-M4170B-02	216	A+,A
760D-M4170B-03	216	A+,A
760E-G05X1B-01	308	A++,A+,A,B,C,D
760E-G05X1B-02	308	A++,A+,A,B,C,D
760E-G05X1B-03	308	A++,A+,A,B,C,D
760E-G18RCB-01	307	A,B,C
760E-G18RCB-02	307	A,B,C
760E-G18RCB-03	307	A,B,C
760E-M4135B-01	306	A+,A
760E-M4135B-02	306	A+,A
760E-M4135B-03	306	A+,A
760E-M4170B-01	306	A+,A
760E-M4170B-02	306	A+,A
760E-M4170B-03	306	A+,A
760F-G05X1B-01	308	A++,A+,A,B,C,D
760F-G05X1B-02	308	A++,A+,A,B,C,D
760F-G05X1B-03	308	A++,A+,A,B,C,D
760F-G18RCB-01	307	A,B,C
760F-G18RCB-02	307	A,B,C
760F-G18RCB-03	307	A,B,C
760F-M4135B-01	306	A+,A
760F-M4135B-02	306	A+,A
760F-M4135B-03	306	A+,A
760F-M4170B-01	306	A+,A
760F-M4170B-02	306	A+,A
760F-M4170B-03	306	A+,A
760G-G05X1B-01	309	A++,A+,A,B,C,D
760G-G05X1B-02	309	A++,A+,A,B,C,D
760G-G05X1B-03	309	A++,A+,A,B,C,D
760G-G18RCB-01	311	A,B,C
760G-G18RCB-02	311	A,B,C
760G-G18RCB-03	311	A,B,C
760G-M4135B-01	310	A+,A
760G-M4135B-02	310	A+,A
760G-M4135B-03	310	A+,A
760G-M4170B-01	310	A+,A

REF.	PAG.	ENERGY CLASS
760G-M4170B-02	310	A+,A
760G-M4170B-03	310	A+,A
760H-G05X1B-01	309	A++,A+,A,B,C,D
760H-G05X1B-02	309	A++,A+,A,B,C,D
760H-G05X1B-03	309	A++,A+,A,B,C,D
760H-G18RCB-01	311	A,B,C
760H-G18RCB-02	311	A,B,C
760H-G18RCB-03	311	A,B,C
760H-M4135B-01	310	A+,A
760H-M4135B-02	310	A+,A
760H-M4135B-03	310	A+,A
760H-M4170B-01	310	A+,A
760H-M4170B-02	310	A+,A
760H-M4170B-03	310	A+,A
761A-G05X1B-03	303	A++,A+,A,B,C,D,E
765A-G18X1B-01	299	A,B,C
765A-G18X1B-02	299	A,B,C
765A-G18X1B-03	299	A,B,C
765B-F1714B-01	298	A+,A
765B-F1714B-02	298	A+,A
765B-F1714B-03	298	A+,A
765B-F1721B-01	298	A+,A
765B-F1721B-02	298	A+,A
765B-F1721B-03	298	A+,A
765B-F1728B-01	298	A+,A
765B-F1728B-02	298	A+,A
765B-F1728B-03	298	A+,A
765B-F1735B-01	298	A+,A
765B-F1735B-02	298	A+,A
765B-F1735B-03	298	A+,A
765B-L3114B-01	298	A++,A+
765B-L3114B-02	298	A++,A+
765B-L3114B-03	298	A++,A+
765B-L3121B-01	298	A++,A+
765B-L3121B-02	298	A++,A+
765B-L3121B-03	298	A++,A+
765B-L3128B-01	298	A++,A+
765B-L3128B-02	298	A++,A+
765B-L3128B-03	298	A++,A+
765B-L3135B-01	298	A++,A+
765B-L3135B-02	298	A++,A+

REF.	PAG.	ENERGY CLASS
765B-L3135B-03	298	A++,A+
765C-G18X1B-01	221	A,B,C
765C-G18X1B-02	221	A,B,C
765C-G18X1B-03	221	A,B,C
765D-F1714B-01	220	A+,A
765D-F1714B-02	220	A+,A
765D-F1714B-03	220	A+,A
765D-F1721B-01	220	A+
765D-F1721B-02	220	A+,A
765D-F1721B-03	220	A+,A
765D-F1728B-01	220	A+,A
765D-F1728B-02	220	A+,A
765D-F1728B-03	220	A+,A
765D-F1735B-01	220	A+,A
765D-F1735B-02	220	A+,A
765D-F1735B-03	220	A+,A
765D-L3114B-01	220	A++,A+
765D-L3114B-02	220	A++,A+
765D-L3114B-03	220	A++,A+
765D-L3121B-01	220	A++,A+
765D-L3121B-02	220	A++,A+
765D-L3121B-03	220	A++,A+
765D-L3128B-01	220	A++,A+
765D-L3128B-02	220	A++,A+
765D-L3128B-03	220	A++,A+
765D-L3135B-01	220	A++,A+
765D-L3135B-02	220	A++,A+
765D-L3135B-03	220	A++,A+
767A-G05X1B-01	265	A++,A+,A,B,C,D
767A-G05X1B-02	265	A++,A+,A,B,C,D
767A-G05X1B-03	265	A++,A+,A,B,C,D
770A-G05X1B-01	231	A++,A+,A,B,C,D
770A-G05X1B-02	231	A++,A+,A,B,C,D
770A-G05X1B-03	231	A++,A+,A,B,C,D
770B-G05X1B-01	231	A++,A+,A,B,C,D
770B-G05X1B-02	231	A++,A+,A,B,C,D
770B-G05X1B-03	231	A++,A+,A,B,C,D
771A-G05X1B-01	229	A++,A+,A,B,C,D
771A-G05X1B-02	229	A++,A+,A,B,C,D
771A-G05X1B-03	229	A++,A+,A,B,C,D
771B-G05X1B-01	229	A++,A+,A,B,C,D

REF.	PAG.	ENERGY CLASS
771B-G05X1B-02	229	A++,A+,A,B,C,D
771B-G05X1B-03	229	A++,A+,A,B,C,D
771C-G05X1B-01	229	A++,A+,A,B,C,D
771C-G05X1B-02	229	A++,A+,A,B,C,D
771C-G05X1B-03	229	A++,A+,A,B,C,D
771D-G05X1B-01	229	A++,A+,A,B,C,D
771D-G05X1B-02	229	A++,A+,A,B,C,D
771D-G05X1B-03	229	A++,A+,A,B,C,D
772A-G18RCB-01	188	A,B,C
772A-G18RCB-02	188	A,B,C
772A-G18RCB-03	188	A,B,C
772A-G21X1B-01	188	A++,A+,A
772A-G21X1B-02	188	A++,A+,A
772A-G21X1B-03	188	A++,A+,A
772A-H18RCB-01	188	A,B,C
772A-H18RCB-02	188	A,B,C
772A-H18RCB-03	188	A,B,C
772A-M4135B-01	188	A+,A
772A-M4135B-02	188	A+,A
772A-M4135B-03	188	A+,A
772A-M4170B-01	188	A+,A
772A-M4170B-02	188	A+,A
772A-M4170B-03	188	A+,A
772B-G18RCB-01	189	A,B,C
772B-G18RCB-02	189	A,B,C
772B-G18RCB-03	189	A,B,C
772B-G21X1B-01	189	A++,A+,A
772B-G21X1B-02	189	A++,A+,A
772B-G21X1B-03	189	A++,A+,A
772B-H18RCB-01	189	A,B,C
772B-H18RCB-02	189	A,B,C
772B-H18RCB-03	189	A,B,C
772B-M4135B-01	189	A+,A
772B-M4135B-02	189	A+,A
772B-M4135B-03	189	A+,A
772B-M4170B-01	189	A+,A
772B-M4170B-02	189	A+,A
772B-M4170B-03	189	A+,A
772L-L3125B-01	192	A+
772L-L3125B-02	192	A+
772L-L3125B-03	192	A+

REF.	PAG.	ENERGY CLASS
772L-L31RDB-01	192	A+
772L-L31RDB-02	192	A+
772L-L31RDB-03	192	A+
772L-L3325B-01	192	A+
772L-L3325B-02	192	A+
772L-L3325B-03	192	A+
772L-L33RDB-01	192	A+
772L-L33RDB-02	192	A+
772L-L33RDB-03	192	A+
772M-L3125B-01	192	A+
772M-L3125B-02	192	A+
772M-L3125B-03	192	A+
772M-L31RDB-01	192	A+
772M-L31RDB-02	192	A+
772M-L31RDB-03	192	A+
772M-L3325B-01	192	A+
772M-L3325B-02	192	A+
772M-L3325B-03	192	A+
772M-L33RDB-01	192	A+
772M-L33RDB-02	192	A+
772M-L33RDB-03	192	A+
772Q-L3125B-01	193	A+
772Q-L3125B-02	193	A+
772Q-L3125B-03	193	A+
772Q-L31RDB-01	193	A+
772Q-L31RDB-02	193	A+
772Q-L31RDB-03	193	A+
772Q-L3325B-01	193	A+
772Q-L3325B-02	193	A+
772Q-L3325B-03	193	A+
772Q-L33RDB-01	193	A+
772Q-L33RDB-02	193	A+
772Q-L33RDB-03	193	A+
772R-L3125B-01	193	A+
772R-L3125B-02	193	A+
772R-L3125B-03	193	A+
772R-L31RDB-01	193	A+
772R-L31RDB-02	193	A+
772R-L31RDB-03	193	A+
772R-L3325B-01	193	A+
772R-L3325B-02	193	A+

REF.	PAG.	ENERGY CLASS
772R-L3325B-03	193	A+
772R-L33RDB-01	193	A+
772R-L33RDB-02	193	A+
772R-L33RDB-03	193	A+
773A-G18RCB-01	206	A,B,C
773A-G18RCB-02	206	A,B,C
773A-G18RCB-03	206	A,B,C
773A-M4135B-01	206	A+,A
773A-M4135B-02	206	A+,A
773A-M4135B-03	206	A+,A
773A-M4170B-01	206	A+,A
773A-M4170B-02	206	A+,A
773A-M4170B-03	206	A+,A
773B-G18RCB-01	204	A,B,C
773B-G18RCB-02	204	A,B,C
773B-G18RCB-03	204	A,B,C
773B-M4135B-01	204	A+,A
773B-M4135B-02	204	A+,A
773B-M4135B-03	204	A+,A
773B-M4170B-01	204	A+,A
773B-M4170B-02	204	A+,A
773B-M4170B-03	204	A+,A
773L-L3125B-01	204	A+
773L-L3125B-02	204	A+
773L-L3125B-03	204	A+
773L-L3325B-01	204	A+
773L-L3325B-02	204	A+
773L-L3325B-03	204	A+
773L-M1935B-01	205	A+,A
773L-M1935B-02	205	A+,A
773L-M1935B-03	205	A+,A
773L-M1970B-01	205	A+,A
773L-M1970B-02	205	A+,A
773L-M1970B-03	205	A+,A
773M-L3125B-01	204	A+
773M-L3125B-02	204	A+
773M-L3125B-03	204	A+
773M-L3325B-01	204	A+
773M-L3325B-02	204	A+
773M-L3325B-03	204	A+
773M-M1935B-01	205	A+,A

REF.	PAG.	ENERGY CLASS
773M-M1935B-02	205	A+,A
773M-M1935B-03	205	A+,A
773M-M1970B-01	205	A+,A
773M-M1970B-02	205	A+,A
773M-M1970B-03	205	A+,A
773N-M1935B-01	205	A+,A
773N-M1935B-02	205	A+,A
773N-M1935B-03	205	A+,A
773N-M1970B-01	205	A+,A
773N-M1970B-02	205	A+,A
773N-M1970B-03	205	A+,A
773Q-L3125B-01	206	A+
773Q-L3125B-02	206	A+
773Q-L3125B-03	206	A+
773Q-L31RDB-01	206	A+
773Q-L31RDB-02	206	A+
773Q-L31RDB-03	206	A+
773Q-L3325B-01	206	A+
773Q-L3325B-02	206	A+
773Q-L3325B-03	206	A+
773Q-L33RDB-01	206	A+
773Q-L33RDB-02	206	A+
773Q-L33RDB-03	206	A+
773Q-M1935B-01	207	A+,A
773Q-M1935B-02	207	A+,A
773Q-M1935B-03	207	A+,A
773Q-M1970B-01	207	A+,A
773Q-M1970B-02	207	A+,A
773Q-M1970B-03	207	A+,A
773R-L3125B-01	206	A+
773R-L3125B-02	206	A+
773R-L3125B-03	206	A+
773R-L31RDB-01	206	A+
773R-L31RDB-02	206	A+
773R-L31RDB-03	206	A+
773R-L3325B-01	206	A+
773R-L3325B-02	206	A+
773R-L3325B-03	206	A+
773R-L33RDB-01	206	A+
773R-L33RDB-02	206	A+
773R-L33RDB-03	206	A+

REF.	PAG.	ENERGY CLASS
773R-M1935B-01	207	A+,A
773R-M1935B-02	207	A+,A
773R-M1935B-03	207	A+,A
773R-M1970B-01	207	A+,A
773R-M1970B-02	207	A+,A
773R-M1970B-03	207	A+,A
773S-M1935B-01	207	A+,A
773S-M1935B-02	207	A+,A
773S-M1935B-03	207	A+,A
773S-M1970B-01	207	A+,A
773S-M1970B-02	207	A+,A
773S-M1970B-03	207	A+,A
774A-M1970B-01	198	A+,A
774B-M0770B-01	198	A+,A
774C-L3115B-01	199	A+,A
774D-L3138B-01	199	A+,A
774D-L3138B-02	199	A+,A
774D-L3338B-01	199	A+,A
774D-L3338B-02	199	A+,A
774D-L4438B-01	199	A+,A
774D-L4438B-02	199	A+,A
774D-L4638B-01	199	A+,A
774D-L4638B-02	199	A+,A
774D-L4738B-01	199	A+,A
774D-L4738B-02	199	A+,A
774D-L4838B-01	199	A+,A
774D-L4838B-02	199	A+,A
774D-L5138B-01	199	A+,A
774D-L5138B-02	199	A+,A
777A-H18RCB-01	227	-
777A-H18RCB-02	227	-
777A-H18RCB-03	227	-
777A-L31RCB-01	227	-
777A-L31RCB-02	227	-
777A-L31RCB-03	227	-
777B-H18RCB-01	227	-
777B-H18RCB-02	227	-
777B-H18RCB-03	227	-
777B-L31RCB-01	227	-
777B-L31RCB-02	227	-
777B-L31RCB-03	227	-

REF.	PAG.	ENERGY CLASS
780A-G23X1D-01	124	A++,A+,A,B,C
780A-G23X1D-45	124	A++,A+,A,B,C
780A-G23X1D-48	124	A++,A+,A,B,C
780A-G42X1B-01	124	A++,A+,A,B,C,D
780A-G42X1B-45	124	A++,A+,A,B,C,D
780A-G42X1B-48	124	A++,A+,A,B,C,D
780B-G23X1D-01	124	A++,A+,A,B,C
780B-G23X1D-45	124	A++,A+,A,B,C
780B-G23X1D-48	124	A++,A+,A,B,C
780B-G42X1B-01	124	A++,A+,A,B,C,D
780B-G42X1B-45	124	A++,A+,A,B,C,D
780B-G42X1B-48	124	A++,A+,A,B,C,D
780C-L3108B-01	125	A+
780C-L31R1B-01	125	A+
780C-L31RDB-01	125	A+
780D-L3108B-01	125	A+
780D-L31R1B-01	125	A+
780D-L31RDB-01	125	A+
780E-G23X1D-01	126	A++,A+,A,B,C
780E-G23X1D-45	126	A++,A+,A,B,C
780E-G23X1D-48	126	A++,A+,A,B,C
780E-G42X1B-01	126	A++,A+,A,B,C,D
780E-G42X1B-45	126	A++,A+,A,B,C,D
780E-G42X1B-48	126	A++,A+,A,B,C,D
780F-G23X1D-01	126	A++,A+,A,B,C
780F-G23X1D-45	126	A++,A+,A,B,C
780F-G23X1D-48	126	A++,A+,A,B,C
780F-G42X1B-01	126	A++,A+,A,B,C,D
780F-G42X1B-45	126	A++,A+,A,B,C,D
780F-G42X1B-48	126	A++,A+,A,B,C,D
780G-L3108B-01	127	A+
780G-L31R1B-01	127	A+
780G-L31RDB-01	127	A++,A+
780H-L3108B-01	127	A+
780H-L31R1B-01	127	A+
780H-L31RDB-01	127	A+
781A-L0115B-01	107	-
781B-G23X1D-01	106	A++,A+,A,B,C
781B-G42X1B-01	106	A++,A+,A,B,C,D
782A-G23X1D-01	114	A++,A+,A,B,C
782A-G23X1D-03	114	A++,A+,A,B,C

REF.	PAG.	ENERGY CLASS
782A-G42X1B-01	114	A++,A+,A,B,C,D
782A-G42X1B-03	114	A++,A+,A,B,C,D
782B-L3109B-01	115	A+
782B-L31R1B-01	115	A+
782B-L31RDB-01	115	A+
783A-L3145B-01	75,249	A+
783A-L31R2B-01	75,249	A+
783A-L3345B-01	75,249	A+
783A-L33R2B-01	75,249	A+
784A-L3108B-01	135	A+
784B-L3108B-01	135	A+
785A-L3125B-01	87	A+
785A-L31RPB-01	87	A+
785A-L3325B-01	87	A+
785A-L33RPB-01	87	A+
794A-L33A1A-03	315	A+
794B-L33A4A-03	315	A+
794C-L33A5A-03	315	A+
795A-L3130B-01	201	A++,A+
795A-L3130B-02	201	A++,A+
795A-L31RCB-01	201	A++,A+
795A-L31RCB-02	201	A++,A+
795A-L3330B-01	201	A++,A+
795A-L3330B-02	201	A++,A+
795A-L33RCB-01	201	A++,A+
795A-L33RCB-02	201	A++,A+
796A-L3110I-01	168	A+
796A-L3110I-02	168	A+
796B-L3110I-01	272	A+
796B-L3110I-02	272	A+
797A-L0121B-92	287	-
798A-G21X1B-01	94	A++,A+,A,B,C,D
798B-G21X1B-01	95	A++,A+,A,B,C,D
799A-L3305E-02	223	A++
799B-L3305E-02	223	A++
800A-L3142B-01	301	A+
800A-L3142B-02	301	A+
800A-L3342B-01	301	A+
800A-L3342B-02	301	A+
801A-L3148B-01	253,281	A+
801A-L3348B-01	253,281	A+

REF.	PAG.	ENERGY CLASS
801B-L31A3B-01	253,281	A+
801B-L33A3B-01	253,281	A+
802A-L3136B-01	283	A+
802A-L3336B-01	283	A+
802B-L3160B-01	283	A+
802B-L3360B-01	283	A+
803A-L3135B-01	177	A+
803A-L3135B-02	177	A+
803A-L3335B-01	177	A+
803A-L3335B-02	177	A+
804A-L3142B-01	77,279	A+
804A-L31RDB-01	77,279	A+
804A-L3342B-01	77,279	A+
804A-L33RDB-01	77,279	A+
805A-L3115A-01	261	A+
805A-L3115A-03	261	A+
805A-L3315A-01	261	A+
805A-L3315A-03	261	A+
805B-L3125A-01	261	A+
805B-L3125A-03	261	A+
805B-L3325A-01	261	A+
805B-L3325A-03	261	A+
805C-L3135A-01	261	A+
805C-L3135A-03	261	A+
805C-L3335A-01	261	A+
805C-L3335A-03	261	A+
806A-L3118R-01	245	A++
806A-L3118Z-01	245	A++
806A-L31RCA-01	245	A++
806A-L3318R-01	245	A++
806A-L3318Z-01	245	A++
806A-L33RCA-01	245	A++
806A-L5218B-01	244	A++
806B-L31RCB-01	245	A++
806B-L33RCB-01	245	A++
807A-L3135B-01	69	A+
807A-L31RDB-01	69	A+
807A-L3335B-01	69	A+
807A-L33RDB-01	69	A+
808A-L3123B-01	292	A++,A+,A
808A-L3123B-03	292	A++,A+,A

REF.	PAG.	ENERGY CLASS
808A-L31RDB-01	292	A++,A+,A
808A-L31RDB-03	292	A++,A+,A
808A-L3323B-01	292	A++,A+,A
808A-L3323B-03	292	A++,A+,A
808A-L33RDB-01	292	A++,A+,A
808A-L33RDB-03	292	A++,A+,A
808B-L3132B-01	292	A++,A+,A
808B-L3132B-03	292	A++,A+,A
808B-L31RDB-01	292	A++,A+,A
808B-L31RDB-03	292	A++,A+,A
808B-L3332B-01	292	A++,A+,A
808B-L3332B-03	292	A++,A+,A
808B-L33RDB-01	292	A++,A+,A
808B-L33RDB-03	292	A++,A+,A
808C-L3139B-01	292	A++,A+,A
808C-L3139B-03	292	A++,A+,A
808C-L31RDB-01	292	A++,A+,A
808C-L31RDB-03	292	A++,A+,A
808C-L3339B-01	292	A++,A+,A
808C-L3339B-03	292	A++,A+,A
808C-L33RDB-01	292	A++,A+,A
808C-L33RDB-03	292	A++,A+,A
808D-L3123B-01	258	A++,A+,A
808D-L3123B-03	258	A++,A+,A
808D-L31RDB-01	258	A++,A+,A
808D-L31RDB-03	258	A++,A+,A
808D-L3323B-01	258	A++,A+,A
808D-L3323B-03	258	A++,A+,A
808D-L33RDB-01	258	A++,A+,A
808D-L33RDB-03	258	A++,A+,A
808E-L3132B-01	258	A++,A+,A
808E-L3132B-03	258	A++,A+,A
808E-L31RDB-01	258	A++,A+,A
808E-L31RDB-03	258	A++,A+,A
808E-L3332B-01	258	A++,A+,A
808E-L3332B-03	258	A++,A+,A
808E-L33RDB-01	258	A++,A+,A
808E-L33RDB-03	258	A++,A+,A
808F-L3139B-01	258	A++,A+,A
808F-L3139B-03	258	A++,A+,A
808F-L31RDB-01	258	A++,A+,A

REF.	PAG.	ENERGY CLASS
808F-L31RDB-03	258	A++,A+,A
808F-L3339B-01	258	A++,A+,A
808F-L3339B-03	258	A++,A+,A
808F-L33RDB-01	258	A++,A+,A
808F-L33RDB-03	258	A++,A+,A
808G-L3123B-01	66	-
808G-L3123B-03	66	-
808G-L31RDB-01	66	-
808G-L31RDB-03	66	-
808G-L3323B-01	66	-
808G-L3323B-03	66	-
808G-L33RDB-01	66	-
808G-L33RDB-03	66	-
808H-L3132B-01	66	A++,A+,A
808H-L3132B-03	66	A++,A+,A
808H-L31RDB-01	66	A++,A+,A
808H-L31RDB-03	66	A++,A+,A
808H-L3332B-01	66	A++,A+,A
808H-L3332B-03	66	A++,A+,A
808H-L33RDB-01	66	A++,A+,A
808H-L33RDB-03	66	A++,A+,A
808I-L3139B-01	66	A++,A+,A
808I-L3139B-03	66	A++,A+,A
808I-L31RDB-01	66	A++,A+,A
808I-L31RDB-03	66	A++,A+,A
808I-L3339B-01	66	A++,A+,A
808I-L3339B-03	66	A++,A+,A
808I-L33RDB-01	66	A++,A+,A
808I-L33RDB-03	66	A++,A+,A
808J-L3133B-01	294	A++,A+,A
808J-L3133B-03	294	A++,A+,A
808J-L31RDB-01	294	A++,A+,A
808J-L31RDB-03	294	A++,A+,A
808J-L3333B-01	294	A++,A+,A
808J-L3333B-03	294	A++,A+,A
808J-L33RDB-01	294	A++,A+,A
808J-L33RDB-03	294	A++,A+,A
808K-L3145B-01	294	A++,A+,A
808K-L3145B-03	294	A++,A+,A
808K-L31RDB-01	294	A++,A+,A
808K-L31RDB-03	294	A++,A+,A

REF.	PAG.	ENERGY CLASS
808K-L3345B-01	294	A++,A+,A
808K-L3345B-03	294	A++,A+,A
808K-L33RDB-01	294	A++,A+,A
808K-L33RDB-03	294	A++,A+,A
808L-L3154B-01	294	A++,A+,A
808L-L3154B-03	294	A++,A+,A
808L-L31RDB-01	294	A++,A+,A
808L-L31RDB-03	294	A++,A+,A
808L-L3354B-01	294	A++,A+,A
808L-L3354B-03	294	A++,A+,A
808L-L33RDB-01	294	A++,A+,A
808L-L33RDB-03	294	A++,A+,A
808M-L3123B-01	64	A++,A+,A
808M-L3123B-03	64	A++,A+,A
808M-L31RDB-01	64	A++,A+,A
808M-L31RDB-03	64	A++,A+,A
808M-L3323B-01	64	A++,A+,A
808M-L3323B-03	64	A++,A+,A
808M-L33RDB-01	64	A++,A+,A
808M-L33RDB-03	64	A++,A+,A
808N-L3132B-01	64	A++,A+,A
808N-L3132B-03	64	A++,A+,A
808N-L31RDB-01	64	A++,A+,A
808N-L31RDB-03	64	A++,A+,A
808N-L3332B-01	64	A++,A+,A
808N-L3332B-03	64	A++,A+,A
808N-L33RDB-01	64	A++,A+,A
808N-L33RDB-03	64	A++,A+,A
808O-L3139B-01	64	A++,A+,A
808O-L3139B-03	64	A++,A+,A
808O-L31RDB-01	64	A++,A+,A
808O-L31RDB-03	64	A++,A+,A
808O-L3339B-01	64	A++,A+,A
808O-L3339B-03	64	A++,A+,A
808O-L33RDB-01	64	A++,A+,A
808O-L33RDB-03	64	A++,A+,A
809A-L3144B-01	289	A++,A+,A
809A-L3144B-03	289	A++,A+,A
809A-L31RDB-01	289	A++,A+,A
809A-L31RDB-03	289	A++,A+,A
809A-L3344B-01	289	A++,A+,A

REF.	PAG.	ENERGY CLASS
809A-L3344B-03	289	A++,A+,A
809A-L33RDB-01	289	A++,A+,A
809B-L3157B-01	289	A++,A+,A
809B-L3157B-03	289	A++,A+,A
809B-L31RDB-01	289	A++,A+,A
809B-L31RDB-03	289	A++,A+,A
809B-L3357B-01	289	A++,A+,A
809B-L3357B-03	289	A++,A+,A
809B-L33RDB-01	289	A++,A+,A
809C-L3106B-01	60	A++,A+,A
809C-L3106B-03	60	A++,A+,A
809C-L3306B-01	60	A++,A+,A
809C-L3306B-03	60	A++,A+,A
809D-L3113B-01	60	A++,A+,A
809D-L3113B-03	60	A++,A+,A
809D-L3313B-01	60	A++,A+,A
809D-L3313B-03	60	A++,A+,A
809E-L3125B-01	60	A++,A+,A
809E-L3125B-03	60	A++,A+,A
809E-L31RDB-01	60	A++,A+,A
809E-L31RDB-03	60	A++,A+,A
809E-L3325B-01	60	A++,A+,A
809E-L3325B-03	60	A++,A+,A
809E-L33RDB-01	60	A++,A+,A
809E-L33RDB-03	60	A++,A+,A
809F-L3106B-01	61	A++,A+,A
809F-L3106B-03	61	A++,A+,A
809F-L3306B-01	61	A++,A+,A
809F-L3306B-03	61	A++,A+,A
809G-L3113B-01	61	A++,A+,A
809G-L3113B-03	61	A++,A+,A
809G-L3313B-01	61	A++,A+,A
809G-L3313B-03	61	A++,A+,A
809H-L3125B-01	61	A++,A+,A
809H-L3125B-03	61	A++,A+,A
809H-L31RDB-01	61	A++,A+,A
809H-L31RDB-03	61	A++,A+,A
809H-L3325B-01	61	A++,A+,A
809H-L3325B-03	61	A++,A+,A
809H-L33RDB-01	61	A++,A+,A
809H-L33RDB-03	61	A++,A+,A

REF.	PAG.	ENERGY CLASS
810A-L3116B-01	153	A++,A+,A
810A-L3116B-03	153	A++,A+,A
810A-L3316B-01	153	A++,A+,A
810A-L3316B-03	153	A++,A+,A
810B-L3125B-01	153	A++,A+,A
810B-L3125B-03	153	A++,A+,A
810B-L31RDB-01	153	A++,A+,A
810B-L31RDB-03	153	A++,A+,A
810B-L3325B-01	153	A++,A+,A
810B-L3325B-03	153	A++,A+,A
810B-L33RDB-01	153	A++,A+,A
810B-L33RDB-03	153	A++,A+,A
810C-L3132B-01	153	A++,A+,A
810C-L3132B-03	153	A++,A+,A
810C-L31RDB-01	153	A++,A+,A
810C-L31RDB-03	153	A++,A+,A
810C-L3332B-01	153	A++,A+,A
810C-L3332B-03	153	A++,A+,A
810C-L33RDB-01	153	A++,A+,A
810C-L33RDB-03	153	A++,A+,A
810D-L3139B-01	153	A++,A+,A
810D-L3139B-03	153	A++,A+,A
810D-L31RDB-01	153	A++,A+,A
810D-L31RDB-03	153	A++,A+,A
810D-L3339B-01	153	A++,A+,A
810D-L3339B-03	153	A++,A+,A
810D-L33RDB-01	153	A++,A+,A
810D-L33RDB-03	153	A++,A+,A
811A-L3121B-01	267	A++,A+,A
811A-L3121B-03	267	A++,A+,A
811A-L31RDB-01	267	A++,A+,A
811A-L31RDB-03	267	A++,A+,A
811A-L3321B-01	267	A++,A+,A
811A-L3321B-03	267	A++,A+,A
811A-L33RDB-01	267	A++,A+,A
811A-L33RDB-03	267	A++,A+,A
811B-L3133B-01	267	A++,A+,A
811B-L3133B-03	267	A++,A+,A
811B-L31RDB-01	267	A++,A+,A
811B-L31RDB-03	267	A++,A+,A
811B-L3333B-01	267	A++,A+,A

REF.	PAG.	ENERGY CLASS
811B-L3333B-03	267	A++,A+,A
811B-L33RDB-01	267	A++,A+,A
811B-L33RDB-03	267	A++,A+,A
811C-L3142B-01	267	A++,A+,A
811C-L3142B-03	267	A++,A+,A
811C-L31RDB-01	267	A++,A+,A
811C-L31RDB-03	267	A++,A+,A
811C-L3342B-01	267	A++,A+,A
811C-L3342B-03	267	A++,A+,A
811C-L33RDB-01	267	A++,A+,A
811C-L33RDB-03	267	A++,A+,A
811D-L3152B-01	267	A++,A+,A
811D-L3152B-03	267	A++,A+,A
811D-L31RDB-01	267	A++,A+,A
811D-L31RDB-03	267	A++,A+,A
811D-L3352B-01	267	A++,A+,A
811D-L3352B-03	267	A++,A+,A
811D-L33RDB-01	267	A++,A+,A
811D-L33RDB-03	267	A++,A+,A
812A-L3145B-01	181	A++,A+
812A-L3145B-02	181	A++,A+
812A-L3345B-01	181	A++,A+
812A-L3345B-02	181	A++,A+
812B-L3145B-01	181	A++,A+
812B-L3145B-02	181	A++,A+
812B-L3345B-01	181	A++,A+
812B-L3345B-02	181	A++,A+
812C-L3145B-01	181	A++,A+
812C-L3145B-02	181	A++,A+
812C-L3345B-01	181	A++,A+
812C-L3345B-02	181	A++,A+
812D-L3130B-01	180	A++,A+
812D-L3130B-02	180	A++,A+
812D-L3330B-01	180	A++,A+
812D-L3330B-02	180	A++,A+
812E-L3130B-01	180	A++,A+
812E-L3130B-02	180	A++,A+
812E-L3330B-01	180	A++,A+
812E-L3330B-02	180	A++,A+
812F-L3130B-01	180	A++,A+
812F-L3130B-02	180	A++,A+

REF.	PAG.	ENERGY CLASS
812F-L3330B-01	180	A++,A+
812F-L3330B-02	180	A++,A+
813A-L3107B-01	44	A++,A+
813A-L3307B-01	44	A++,A+
813B-L3113B-01	44	A++,A+
813B-L31R1B-01	44	A++,A+
813B-L31RDB-01	44	A++,A+
813B-L3313B-01	44	A++,A+
813B-L33R1B-01	44	A++,A+
813B-L33RDB-01	44	A++,A+
816A-L3106B-01	101	A++,A+
816B-L3106B-01	101	A++,A+
817A-L3145B-01	73	A++,A+
818A-L3108B-01	99	A++,A+
818B-L3108B-01	99	A++,A+
819A-L3145B-01	71	A++,A+
819B-L3145B-01	71	A++,A+
822A-L3107B-01	48	A++,A+
822A-L3107B-03	48	A++,A+
822A-L3113B-01	48	A++,A+
822A-L3113B-03	48	A++,A+
822A-L31R1B-01	48	A++,A+
822A-L31R1B-03	48	A++,A+
822A-L31RDB-01	48	A++,A+
822A-L31RDB-03	48	A++,A+
822A-L3307B-01	48	A++,A+
822A-L3307B-03	48	A++,A+
822A-L3313B-01	48	A++,A+
822A-L3313B-03	48	A++,A+
822A-L33R1B-01	48	A++,A+
822A-L33R1B-03	48	A++,A+
822A-L33RDB-01	48	A++,A+
822A-L33RDB-03	48	A++,A+
822B-L3107B-01	49	A++,A+
822B-L3107B-03	49	A++,A+
822B-L3113B-01	49	A++,A+
822B-L3113B-03	49	A++,A+
822B-L31R1B-01	49	A++,A+
822B-L31R1B-03	49	A++,A+
822B-L31RDB-01	49	A++,A+
822B-L31RDB-03	49	A++,A+

REF.	PAG.	ENERGY CLASS
822B-L3307B-01	49	A++,A+
822B-L3307B-03	49	A++,A+
822B-L3313B-01	49	A++,A+
822B-L3313B-03	49	A++,A+
822B-L33R1B-01	49	A++,A+
822B-L33R1B-03	49	A++,A+
822B-L33RDB-01	49	A++,A+
822B-L33RDB-03	49	A++,A+
823A-L3107B-01	22	A++,A+
823A-L3113B-01	23	A++,A+
823A-L31R1B-01	23	A++,A+
823A-L31RDB-01	23	A++,A+
823A-L3307B-01	22	A++,A+
823A-L3313B-01	23	A++,A+
823A-L33R1B-01	23	A++,A+
823A-L33RDB-01	23	A++,A+
823B-L3107B-01	22	A++,A+
823B-L3107B-02	22	A++,A+
823B-L3113B-01	23	A++,A+
823B-L3113B-02	23	A++,A+
823B-L31R1B-01	23	A++,A+
823B-L31R1B-02	23	A++,A+
823B-L31RDB-01	23	A++,A+
823B-L31RDB-02	23	A++,A+
823B-L3307B-01	22	A++,A+
823B-L3307B-02	22	A++,A+
823B-L3313B-01	23	A++,A+
823B-L3313B-02	23	A++,A+
823B-L33R1B-01	23	A++,A+
823B-L33R1B-02	23	A++,A+
823B-L33RDB-01	23	A++,A+
823B-L33RDB-02	23	A++,A+
823C-L3107B-01	22	A++,A+
823C-L3107B-02	22	A++,A+
823C-L3113B-01	23	A++,A+
823C-L3113B-02	23	A++,A+
823C-L31R1B-01	23	A++,A+
823C-L31R1B-02	23	A++,A+
823C-L31RDB-01	23	A++,A+
823C-L31RDB-02	23	A++,A+
823C-L3307B-01	22	A++,A+

REF.	PAG.	ENERGY CLASS
823C-L3307B-02	22	A++,A+
823C-L3313B-01	23	A++,A+
823C-L3313B-02	23	A++,A+
823C-L33R1B-01	23	A++,A+
823C-L33R1B-02	23	A++,A+
823C-L33RDB-01	23	A++,A+
823C-L33RDB-02	23	A++,A+
823D-L3107B-01	22	A++,A+
823D-L3107B-02	22	A++,A+
823D-L3113B-01	23	A++,A+
823D-L3113B-02	23	A++,A+
823D-L31R1B-01	23	A++,A+
823D-L31R1B-02	23	A++,A+
823D-L31RDB-01	23	A++,A+
823D-L31RDB-02	23	A++,A+
823D-L3307B-01	22	A++,A+
823D-L3307B-02	22	A++,A+
823D-L3313B-01	23	A++,A+
823D-L3313B-02	23	A++,A+
823D-L33R1B-01	23	A++,A+
823D-L33R1B-02	23	A++,A+
823D-L33RDB-01	23	A++,A+
823D-L33RDB-02	23	A++,A+
823E-L3107B-01	24	A++,A+
823E-L3113B-01	25	A++,A+
823E-L31R1B-01	25	A++,A+
823E-L31RDB-01	25	A++,A+
823E-L3307B-01	24	A++,A+
823E-L3313B-01	25	A++,A+
823E-L33R1B-01	25	A++,A+
823E-L33RDB-01	25	A++,A+
823F-L3107B-01	24	A++,A+,A
823F-L3107B-02	24	A++,A+,A
823F-L3113B-01	25	A++,A+,A
823F-L3113B-02	25	A++,A+,A
823F-L31R1B-01	25	A++,A+,A
823F-L31R1B-02	25	A++,A+,A
823F-L31RDB-01	25	A++,A+,A
823F-L31RDB-02	25	A++,A+,A
823F-L3307B-01	24	A++,A+,A
823F-L3307B-02	24	A++,A+,A

REF.	PAG.	ENERGY CLASS
823F-L3313B-01	25	A++,A+,A
823F-L3313B-02	25	A++,A+,A
823F-L33R1B-01	25	A++,A+,A
823F-L33R1B-02	25	A++,A+,A
823F-L33RDB-01	25	A++,A+,A
823F-L33RDB-02	25	A++,A+,A
823G-L3107B-01	24	A++,A+
823G-L3107B-02	24	A++,A+
823G-L3113B-01	25	A++,A+
823G-L3113B-02	25	A++,A+
823G-L31R1B-01	25	A++,A+
823G-L31R1B-02	25	A++,A+
823G-L31RDB-01	25	A++,A+
823G-L31RDB-02	25	A++,A+
823G-L3307B-01	24	A++,A+
823G-L3307B-02	24	A++,A+
823G-L3313B-01	25	A++,A+
823G-L3313B-02	25	A++,A+
823G-L33R1B-01	25	A++,A+
823G-L33R1B-02	25	A++,A+
823G-L33RDB-01	25	A++,A+
823G-L33RDB-02	25	A++,A+
823H-L3107B-01	24	A++,A+
823H-L3107B-02	24	A++,A+
823H-L3113B-01	25	A++,A+
823H-L3113B-02	25	A++,A+
823H-L31R1B-01	25	A++,A+
823H-L31R1B-02	25	A++,A+
823H-L31RDB-01	25	A++,A+
823H-L31RDB-02	25	A++,A+
823H-L3307B-01	24	A++,A+
823H-L3307B-02	24	A++,A+
823H-L3313B-01	25	A++,A+
823H-L3313B-02	25	A++,A+
823H-L33R1B-01	25	A++,A+
823H-L33R1B-02	25	A++,A+
823H-L33RDB-01	25	A++,A+
823H-L33RDB-02	25	A++,A+
824A-L3107B-01	28	A++,A+
824A-L3113B-01	28	A++,A+
824A-L31R1B-01	28	A++,A+

REF.	PAG.	ENERGY CLASS
824A-L31RDB-01	28	A++,A+
824A-L3307B-01	28	A++,A+
824A-L3313B-01	28	A++,A+
824A-L33R1B-01	28	A++,A+
824A-L33RDB-01	28	A++,A+
824B-L3107B-01	28	A++,A+
824B-L3113B-01	28	A++,A+
824B-L31R1B-01	28	A++,A+
824B-L31RDB-01	28	A++,A+
824B-L3307B-01	28	A++,A+
824B-L3313B-01	28	A++,A+
824B-L33R1B-01	28	A++,A+
824B-L33RDB-01	28	A++,A+
824C-L3107B-01	28	A++,A+
824C-L3113B-01	28	A++,A+
824C-L31R1B-01	28	A++,A+
824C-L31RDB-01	28	A++,A+
824C-L3307B-01	28	A++,A+
824C-L3313B-01	28	A++,A+
824C-L33R1B-01	28	A++,A+
824C-L33RDB-01	28	A++,A+
824D-L3107B-01	28	A++,A+
824D-L3113B-01	28	A++,A+
824D-L31R1B-01	28	A++,A+
824D-L31RDB-01	28	A++,A+
824D-L3307B-01	28	A++,A+
824D-L3313B-01	28	A++,A+
824D-L33R1B-01	28	A++,A+
824D-L33RDB-01	28	A++,A+
824E-L3107B-01	29	A++,A+
824E-L3113B-01	29	A++,A+
824E-L31R1B-01	29	A++,A+
824E-L31RDB-01	29	A++,A+
824E-L3307B-01	29	A++,A+
824E-L3313B-01	29	A++,A+
824E-L33R1B-01	29	A++,A+
824E-L33RDB-01	29	A++,A+
824F-L3107B-01	29	A++,A+
824F-L3113B-01	29	A++,A+
824F-L31R1B-01	29	A++,A+
824F-L31RDB-01	29	A++,A+

REF.	PAG.	ENERGY CLASS
824F-L3307B-01	29	A++,A+
824F-L3313B-01	29	A++,A+
824F-L33R1B-01	29	A++,A+
824F-L33RDB-01	29	A++,A+
824G-L3107B-01	29	A++,A+
824G-L3113B-01	29	A++,A+
824G-L31R1B-01	29	A++,A+
824G-L31RDB-01	29	A++,A+
824G-L3307B-01	29	A++,A+
824G-L3313B-01	29	A++,A+
824G-L33R1B-01	29	A++,A+
824G-L33RDB-01	29	A++,A+
824H-L3107B-01	29	A++,A+
824H-L3113B-01	29	A++,A+
824H-L31R1B-01	29	A++,A+
824H-L31RDB-01	29	A++,A+
824H-L3307B-01	29	A++,A+
824H-L3313B-01	29	A++,A+
824H-L33R1B-01	29	A++,A+
824H-L33RDB-01	29	A++,A+
826A-L3107B-01	30	A++,A+
826A-L3113B-01	30	A++,A+
826A-L31R1B-01	30	A++,A+
826A-L31RDB-01	30	A++,A+
826A-L3307B-01	30	A++,A+
826A-L3313B-01	30	A++,A+
826A-L33R1B-01	30	A++,A+
826A-L33RDB-01	30	A++,A+
826B-L3107B-01	30	A++,A+
826B-L3113B-01	30	A++,A+
826B-L31R1B-01	30	A++,A+
826B-L31RDB-01	30	A++,A+
826B-L3307B-01	30	A++,A+
826B-L3313B-01	30	A++,A+
826B-L33R1B-01	30	A++,A+
826B-L33RDB-01	30	A++,A+
826C-L3107B-01	30	A++,A+
826C-L3113B-01	30	A++,A+
826C-L31R1B-01	30	A++,A+
826C-L31RDB-01	30	A++,A+
826C-L3307B-01	30	A++,A+

REF.	PAG.	ENERGY CLASS
826C-L3313B-01	30	A++,A+
826C-L33R1B-01	30	A++,A+
826C-L33RDB-01	30	A++,A+
826D-L3107B-01	30	A++,A+
826D-L3113B-01	30	A++,A+
826D-L31R1B-01	30	A++,A+
826D-L31RDB-01	30	A++,A+
826D-L3307B-01	30	A++,A+
826D-L3313B-01	30	A++,A+
826D-L33R1B-01	30	A++,A+
826D-L33RDB-01	30	A++,A+
826E-L3107B-01	31	A++,A+
826E-L3113B-01	31	A++,A+
826E-L31R1B-01	31	A++,A+
826E-L31RDB-01	31	A++,A+
826E-L3307B-01	31	A++,A+
826E-L3313B-01	31	A++,A+
826E-L33R1B-01	31	A++,A+
826E-L33RDB-01	31	A++,A+
826F-L3107B-01	31	A++,A+
826F-L3113B-01	31	A++,A+
826F-L31R1B-01	31	A++,A+
826F-L31RDB-01	31	A++,A+
826F-L3307B-01	31	A++,A+
826F-L3313B-01	31	A++,A+
826F-L33R1B-01	31	A++,A+
826F-L33RDB-01	31	A++,A+
826G-L3107B-01	31	A++,A+
826G-L3113B-01	31	A++,A+
826G-L31R1B-01	31	A++,A+
826G-L31RDB-01	31	A++,A+
826G-L3307B-01	31	A++,A+
826G-L3313B-01	31	A++,A+
826G-L33R1B-01	31	A++,A+
826G-L33RDB-01	31	A++,A+
826H-L3107B-01	31	A++,A+
826H-L3113B-01	31	A++,A+
826H-L31R1B-01	31	A++,A+
826H-L31RDB-01	31	A++,A+
826H-L3307B-01	31	A++,A+
826H-L3313B-01	31	A++,A+

REF.	PAG.	ENERGY CLASS
826H-L33R1B-01	31	A++,A+
826H-L33RDB-01	31	A++,A+
827A-L3107B-01	32	A++,A+
827A-L3113B-01	32	A++,A+
827A-L31R1B-01	32	A++,A+
827A-L31RDB-01	32	A++,A+
827A-L3307B-01	32	A++,A+
827A-L3313B-01	32	A++,A+
827A-L33R1B-01	32	A++,A+
827A-L33RDB-01	32	A++,A+
827B-L3107B-01	32	A++,A+
827B-L3113B-01	32	A++,A+
827B-L31R1B-01	32	A++,A+
827B-L31RDB-01	32	A++,A+
827B-L3307B-01	32	A++,A+
827B-L3313B-01	32	A++,A+
827B-L33R1B-01	32	A++,A+
827B-L33RDB-01	32	A++,A+
827C-L3107B-01	32	A++,A+
827C-L3113B-01	32	A++,A+
827C-L31R1B-01	32	A++,A+
827C-L31RDB-01	32	A++,A+
827C-L3307B-01	32	A++,A+
827C-L3313B-01	32	A++,A+
827C-L33R1B-01	32	A++,A+
827C-L33RDB-01	32	A++,A+
827D-L3107B-01	32	A++,A+
827D-L3113B-01	32	A++,A+
827D-L31R1B-01	32	A++,A+
827D-L31RDB-01	32	A++,A+
827D-L3307B-01	32	A++,A+
827D-L3313B-01	32	A++,A+
827D-L33R1B-01	32	A++,A+
827D-L33RDB-01	32	A++,A+
827E-L3107B-01	33	A++,A+
827E-L3113B-01	33	A++,A+
827E-L31R1B-01	33	A++,A+
827E-L31RDB-01	33	A++,A+
827E-L3307B-01	33	A++,A+
827E-L3313B-01	33	A++,A+
827E-L33R1B-01	33	A++,A+

REF.	PAG.	ENERGY CLASS
827E-L33RDB-01	33	A++,A+
827F-L3107B-01	33	A++,A+
827F-L3113B-01	33	A++,A+
827F-L31R1B-01	33	A++,A+
827F-L31RDB-01	33	A++,A+
827F-L3307B-01	33	A++,A+
827F-L3313B-01	33	A++,A+
827F-L33R1B-01	33	A++,A+
827F-L33RDB-01	33	A++,A+
827G-L3107B-01	33	A++,A+
827G-L3113B-01	33	A++,A+
827G-L31R1B-01	33	A++,A+
827G-L31RDB-01	33	A++,A+
827G-L3307B-01	33	A++,A+
827G-L3313B-01	33	A++,A+
827G-L33R1B-01	33	A++,A+
827G-L33RDB-01	33	A++,A+
827H-L3107B-01	33	A++,A+
827H-L3113B-01	33	A++,A+
827H-L31R1B-01	33	A++,A+
827H-L31RDB-01	33	A++,A+
827H-L3307B-01	33	A++,A+
827H-L3313B-01	33	A++,A+
827H-L33R1B-01	33	A++,A+
827H-L33RDB-01	33	A++,A+
828A-L3107B-01	34	A++,A+
828A-L3113B-01	34	A++,A+
828A-L31R1B-01	34	A++,A+
828A-L31RDB-01	34	A++,A+
828A-L3307B-01	34	A++,A+
828A-L3313B-01	34	A++,A+
828A-L33R1B-01	34	A++,A+
828A-L33RDB-01	34	A++,A+
828B-L3107B-01	34	A++,A+
828B-L3113B-01	34	A++,A+
828B-L31R1B-01	34	A++,A+
828B-L31RDB-01	34	A++,A+
828B-L3307B-01	34	A++,A+
828B-L3313B-01	34	A++,A+
828B-L33R1B-01	34	A++,A+
828B-L33RDB-01	34	A++,A+

REF.	PAG.	ENERGY CLASS
828C-L3107B-01	34	A++,A+
828C-L3113B-01	34	A++,A+
828C-L31R1B-01	34	A++,A+
828C-L31RDB-01	34	A++,A+
828C-L3307B-01	34	A++,A+
828C-L3313B-01	34	A++,A+
828C-L33R1B-01	34	A++,A+
828C-L33RDB-01	34	A++,A+
828D-L3107B-01	34	A++,A+
828D-L3113B-01	34	A++,A+
828D-L31R1B-01	34	A++,A+
828D-L31RDB-01	34	A++,A+
828D-L3307B-01	34	A++,A+
828D-L3313B-01	34	A++,A+
828D-L33R1B-01	34	A++,A+
828D-L33RDB-01	34	A++,A+
829A-L3107B-01	36	A++,A+
829A-L3113B-01	36	A++,A+
829A-L31R1B-01	36	A++,A+
829A-L31RDB-01	36	A++,A+
829A-L3307B-01	36	A++,A+
829A-L3313B-01	36	A++,A+
829A-L33R1B-01	36	A++,A+
829A-L33RDB-01	36	A++,A+
829B-L3107B-01	36	A++,A+
829B-L3113B-01	36	A++,A+
829B-L31R1B-01	36	A++,A+
829B-L31RDB-01	36	A++,A+
829B-L3307B-01	36	A++,A+
829B-L3313B-01	36	A++,A+
829B-L33R1B-01	36	A++,A+
829B-L33RDB-01	36	A++,A+
829C-L3107B-01	36	A++,A+
829C-L3113B-01	36	A++,A+
829C-L31R1B-01	36	A++,A+
829C-L31RDB-01	36	A++,A+
829C-L3307B-01	36	A++,A+
829C-L3313B-01	36	A++,A+
829C-L33R1B-01	36	A++,A+
829C-L33RDB-01	36	A++,A+
829D-L3107B-01	36	A++,A+

REF.	PAG.	ENERGY CLASS
829D-L3113B-01	36	A++,A+
829D-L31R1B-01	36	A++,A+
829D-L31RDB-01	36	A++,A+
829D-L3307B-01	36	A++,A+
829D-L3313B-01	36	A++,A+
829D-L33R1B-01	36	A++,A+
829D-L33RDB-01	36	A++,A+
829E-L3107B-01	37	A++,A+
829E-L3113B-01	37	A++,A+
829E-L31R1B-01	37	A++,A+
829E-L31RDB-01	37	A++,A+
829E-L3307B-01	37	A++,A+
829E-L3313B-01	37	A++,A+
829E-L33R1B-01	37	A++,A+
829E-L33RDB-01	37	A++,A+
829F-L3107B-01	37	A++,A+
829F-L3113B-01	37	A++,A+
829F-L31R1B-01	37	A++,A+
829F-L31RDB-01	37	A++,A+
829F-L3307B-01	37	A++,A+
829F-L3313B-01	37	A++,A+
829F-L33R1B-01	37	A++,A+
829F-L33RDB-01	37	A++,A+
829G-L3107B-01	37	A++,A+
829G-L3113B-01	37	A++,A+
829G-L31R1B-01	37	A++,A+
829G-L31RDB-01	37	A++,A+
829G-L3307B-01	37	A++,A+
829G-L3313B-01	37	A++,A+
829G-L33R1B-01	37	A++,A+
829G-L33RDB-01	37	A++,A+
829H-L3107B-01	37	A++,A+
829H-L3113B-01	37	A++,A+
829H-L31R1B-01	37	A++,A+
829H-L31RDB-01	37	A++,A+
829H-L3307B-01	37	A++,A+
829H-L3313B-01	37	A++,A+
829H-L33R1B-01	37	A++,A+
829H-L33RDB-01	37	A++,A+
830A-L3107B-01	38	A++,A+
830A-L3113B-01	38	A++,A+

REF.	PAG.	ENERGY CLASS
830A-L31R1B-01	38	A++,A+
830A-L31RDB-01	38	A++,A+
830A-L3307B-01	38	A++,A+
830A-L3313B-01	38	A++,A+
830A-L33R1B-01	38	A++,A+
830A-L33RDB-01	38	A++,A+
830B-L3107B-01	38	A++,A+
830B-L3113B-01	38	A++,A+
830B-L31R1B-01	38	A++,A+
830B-L31RDB-01	38	A++,A+
830B-L3307B-01	38	A++,A+
830B-L3313B-01	38	A++,A+
830B-L33R1B-01	38	A++,A+
830B-L33RDB-01	38	A++,A+
830C-L3107B-01	38	A++,A+
830C-L3113B-01	38	A++,A+
830C-L31R1B-01	38	A++,A+
830C-L31RDB-01	38	A++,A+
830C-L3307B-01	38	A++,A+
830C-L3313B-01	38	A++,A+
830C-L33R1B-01	38	A++,A+
830C-L33RDB-01	38	A++,A+
830D-L3107B-01	38	A++,A+
830D-L3113B-01	38	A++,A+
830D-L31R1B-01	38	A++,A+
830D-L31RDB-01	38	A++,A+
830D-L3307B-01	38	A++,A+
830D-L3313B-01	38	A++,A+
830D-L33R1B-01	38	A++,A+
830D-L33RDB-01	38	A++,A+
830E-L3107B-01	39	A++,A+
830E-L3113B-01	39	A++,A+
830E-L31R1B-01	39	A++,A+
830E-L31RDB-01	39	A++,A+
830E-L3307B-01	39	A++,A+
830E-L3313B-01	39	A++,A+
830E-L33R1B-01	39	A++,A+
830E-L33RDB-01	39	A++,A+
830F-L3107B-01	39	A++,A+
830F-L3113B-01	39	A++,A+
830F-L31R1B-01	39	A++,A+

REF.	PAG.	ENERGY CLASS
830F-L31RDB-01	39	A++,A+
830F-L3307B-01	39	A++,A+
830F-L3313B-01	39	A++,A+
830F-L33R1B-01	39	A++,A+
830F-L33RDB-01	39	A++,A+
830G-L3107B-01	39	A++,A+
830G-L3113B-01	39	A++,A+
830G-L31R1B-01	39	A++,A+
830G-L31RDB-01	39	A++,A+
830G-L3307B-01	39	A++,A+
830G-L3313B-01	39	A++,A+
830G-L33R1B-01	39	A++,A+
830G-L33RDB-01	39	A++,A+
830H-L3107B-01	39	A++,A+
830H-L3113B-01	39	A++,A+
830H-L31R1B-01	39	A++,A+
830H-L31RDB-01	39	A++,A+
830H-L3307B-01	39	A++,A+
830H-L3313B-01	39	A++,A+
830H-L33R1B-01	39	A++,A+
830H-L33RDB-01	39	A++,A+
831A-L3107B-01	42	A++,A+
831A-L3113B-01	42	A++,A+
831A-L31R1B-01	42	A++,A+
831A-L31RDB-01	42	A++,A+
831A-L3307B-01	42	A++,A+
831A-L3313B-01	42	A++,A+
831A-L33R1B-01	42	A++,A+
831A-L33RDB-01	42	A++,A+
831B-L3107B-01	42	A++,A+
831B-L3113B-01	42	A++,A+
831B-L31R1B-01	42	A++,A+
831B-L31RDB-01	42	A++,A+
831B-L3307B-01	42	A++,A+
831B-L3313B-01	42	A++,A+
831B-L33R1B-01	42	A++,A+
831B-L33RDB-01	42	A++,A+
831D-L3107B-01	42	A++,A+
831D-L3113B-01	42	A++,A+
831D-L31R1B-01	42	A++,A+
831D-L31RDB-01	42	A++,A+

REF.	PAG.	ENERGY CLASS
831D-L3307B-01	42	A++,A+
831D-L3313B-01	42	A++,A+
831D-L33R1B-01	42	A++,A+
831D-L33RDB-01	42	A++,A+
831E-L3107B-01	43	A++,A+
831E-L3113B-01	43	A++,A+
831E-L31R1B-01	43	A++,A+
831E-L31RDB-01	43	A++,A+
831E-L3307B-01	43	A++,A+
831E-L3313B-01	43	A++,A+
831E-L33R1B-01	43	A++,A+
831E-L33RDB-01	43	A++,A+
831F-L3107B-01	43	A++,A+
831F-L3113B-01	43	A++,A+
831F-L31R1B-01	43	A++,A+
831F-L31RDB-01	43	A++,A+
831F-L3307B-01	43	A++,A+
831F-L3313B-01	43	A++,A+
831F-L33R1B-01	43	A++,A+
831F-L33RDB-01	43	A++,A+
831H-L3107B-01	43	A++,A+
831H-L3113B-01	43	A++,A+
831H-L31R1B-01	43	A++,A+
831H-L31RDB-01	43	A++,A+
831H-L3307B-01	43	A++,A+
831H-L3313B-01	43	A++,A+
831H-L33R1B-01	43	A++,A+
831H-L33RDB-01	43	A++,A+
832B-L3121B-01	275	A++,A+
832C-L3121B-01	275	A++,A+
832D-L3121B-01	275	A++,A+
833B-L3121B-01	172	A++,A+
833C-L3121B-01	172	A++,A+
833D-L3121B-01	172	A++,A+
834B-L3121B-01	174	A++,A+
834C-L3121B-01	174	A++,A+
834D-L3121B-01	174	A++,A+
836B-L3121B-01	175	A++,A+
836C-L3121B-01	175	A++,A+
836D-L3121B-01	175	A++,A+
A04M-796-02	168,272	-

REF.	PAG.	ENERGY CLASS
A12A-733-00	155	-
A12A-745-38	162	-
A12B-733-38	155	-
A13A-631-01	129	-
A13B-631-01	129	-
A13C-631-01	129	-
A13D-631-01	129	-
A14A-738-00	55,299	-
A14B-738-00	55,299	-
A14C-738-00	55,299	-
A17F-799-02	223	-
A20A-715-01	285	-
A20A-715-02	285	-
A20A-715-03	285	-
A20A-783-39	277	-
A20B-715-01	255	-
A20B-783-01	249	-
A20B-804-38	279	-
A20C-715-01	255	A++,A+
A20C-804-01	75,77	-
A44A-772-01	55,299	-
A44A-772-02	55,299	-
A44A-772-03	55,299	-
A45A-738-01	54	-
A45A-738-02	54	-
A45A-738-03	54	-
A45B-738-01	54	-
A45B-738-02	54	-
A45B-738-03	54	-
A45C-738-01	54	-
A45C-738-02	54	-
A45C-738-03	54	-
A45D-738-01	54	-
A45D-738-02	54	-
A45D-738-03	54	-
A45E-738-01	54	-
A45E-738-02	54	-
A45E-738-03	54	-
A47A-761-00	303	-
A47B-761-00	303	-
A47C-796-92	168,272	-

REF.	PAG.	ENERGY CLASS
A47D-796-92	168,272	-
A47E-796-92	168,272	-
A48A-752-00	110,144	-
A48A-780-00	124,126	-
A50A-778-39	320	-
A50B-778-39	320	-
A50C-778-00	320	-
A50D-778-00	320	-
A50E-778-39	320	-
A50F-778-39	320	-
A50G-778-03	320	-
A50H-778-03	320	-
A50I-778-00	320	-
A51A-778-39	321	-
A51B-778-39	321	-
A51C-778-00	321	-
A51D-778-00	321	-
A51E-778-39	321	-
A51F-778-39	321	-
A51G-778-03	321	-
A51H-778-03	321	-
A51I-778-00	321	-
A52A-778-39	322	-
A52B-778-39	322	-
A52C-778-00	322	-
A52D-778-00	322	-
A52E-778-39	322	-
A52F-778-39	322	-
A52G-778-03	322	-
A52H-778-03	322	-
A52I-778-00	322	-
A53A-786-39	237,239	-
A53B-786-39	237,239	-
A53C-786-01	237,239	-
A53C-786-02	237,239	-
A53C-786-03	237,239	-
A53D-786-01	237,239	-
A53D-786-02	237,239	-
A53D-786-03	237,239	-
A53E-786-01	237,239	-
A53E-786-02	237,239	-

REF.	PAG.	ENERGY CLASS
A53E-786-03	237,239	-
A53F-786-01	237,239	-
A53F-786-02	237,239	-
A53F-786-03	237,239	-
A53G-786-01	236	-
A53G-786-02	236	-
A53G-786-03	236	-
A53H-786-39	237,239	-
A54A-786-01	238	-
A54A-786-02	238	-
A54A-786-03	238	-
A55A-796-02	168,272	-
A55A-796-45	168,272	-
A55A-796-46	168,272	-
A58A-808-41	66,292	A++,A+,A
A58C-808-41	294	A++,A+,A
A58D-808-41	64	A++,A+,A
B02T-X3360D-02	56,144	-
B02T-X3370D-02	56,144	-
B02U-M3335B-00	147	-
B02U-M3370B-00	146,147	-
B02U-M33A4B-00	146,147	-
B02V-X3335F-00	323	-
B02V-X3360F-00	323	-
B02V-X3396F-00	323	-
B02V-X33A4F-00	323	-
B02W-X3360F-00	323	-
B02X-X33J2F-00	324	-
B02Y-X3360F-00	323	-
B02Y-X33A1F-00	323	-
B02Y-X33A4F-00	323	-
B02Z-X33A1E-00	223	-
B05I-X33J3F-00	324	-
B05J-X33J4F-00	325	-
B05K-X33J4F-00	325	-
B05L-X33X2E-00	324	-
B05M-X33X2F-00	324	-
B05N-X33X2X-00	325	-
B17A-X33X2B-01	236	-
B17A-X33X2B-02	236	-
B17A-X33X2B-39	236	-

REF.	PAG.	ENERGY CLASS
B17B-X33X2B-01	236	-
B17B-X33X2B-02	236	-
B17B-X33X2B-39	236	-
B17C-X33X2B-01	236	-
B17C-X33X2B-02	236	-
B17C-X33X2B-39	236	-
B17D-X33X2B-01	236	-
B17D-X33X2B-02	236	-
B17D-X33X2B-03	236	-
B17E-X33X2B-01	236	-
B17E-X33X2B-02	236	-
B17E-X33X2B-03	236	-
B17F-X33X2B-01	236	-
B17F-X33X2B-02	236	-
B17F-X33X2B-03	236	-
B17G-X33X2B-01	236	-
B17G-X33X2B-02	236	-
B17G-X33X2B-03	236	-
B17H-X33X2B-01	236	-
B17H-X33X2B-02	236	-
B17H-X33X2B-03	236	-
B17I-X33X2B-01	236	-
B17I-X33X2B-02	236	-
B17I-X33X2B-03	236	-
B17J-X33X2B-01	236	-
B17J-X33X2B-02	236	-
B17J-X33X2B-03	236	-
B17K-X33X2B-01	237	-
B17K-X33X2B-02	237	-
B17K-X33X2B-03	237	-
B17L-X33X2B-01	237	-
B17L-X33X2B-02	237	-
B17L-X33X2B-03	237	-
B17M-X33X2B-01	236	-
B17M-X33X2B-02	236	-
B17M-X33X2B-03	236	-
B17N-X33X2B-01	236	-
B17N-X33X2B-02	236	-
B17N-X33X2B-03	236	-
B17O-X33X2B-01	237	-
B17O-X33X2B-02	237	-

REF.	PAG.	ENERGY CLASS
B18A-X33X2U-01	238	-
B18A-X33X2U-02	238	-
B18A-X33X2U-39	238	-
B18B-X33X2U-01	238	-
B18B-X33X2U-02	238	-
B18B-X33X2U-39	238	-
B18C-X33X2U-01	238	-
B18C-X33X2U-02	238	-
B18C-X33X2U-39	238	-
B18D-X33X2U-01	238	-
B18D-X33X2U-02	238	-
B18D-X33X2U-03	238	-
B18E-X33X2U-01	238	-
B18E-X33X2U-02	238	-
B18E-X33X2U-03	238	-
B18F-X33X2U-01	238	-
B18F-X33X2U-02	238	-
B18F-X33X2U-03	238	-
B18H-X33X2U-01	238	-
B18H-X33X2U-02	238	-
B18H-X33X2U-03	238	-
B18I-X33X2U-01	238	-
B18I-X33X2U-02	238	-
B18I-X33X2U-03	238	-
B18J-X33X2B-03	238	-
B18J-X33X2U-01	238	-
B18J-X33X2U-02	238	-
B18K-X33X2U-01	239	-
B18K-X33X2U-02	239	-
B18K-X33X2U-03	239	-
B18L-X33X2U-01	238	-
B18L-X33X2U-02	238	-
B18L-X33X2U-03	238	-
B18M-X33X2U-01	238	-
B18M-X33X2U-02	238	-
B18M-X33X2U-03	238	-
B19A-X3310B-01	168,272	-
B19A-X3310B-02	168,272	-
B19B-X3340B-01	168,272	-
B19B-X3340B-02	168,272	-
B19C-X3330B-01	168,272	-

REF.	PAG.	ENERGY CLASS
B19C-X3330B-02	168,272	-
B19E-X3310B-01	169,273	-
B19E-X3310B-02	169,273	-
B19F-X3330B-01	169,273	-
B19F-X3330B-02	169,273	-
B19H-X3310B-01	169,273	-
B19H-X3310B-02	169,273	-
B20A-X33X2E-02	223	-
B20B-X33X2E-02	223	-
B20C-X33X2E-02	223	-
B21A-X33X2A-01	281	-
B22A-L3107B-01	67,293	A++,A+,A
B22A-L3107B-03	67,293	A++,A+,A
B22A-L3307B-01	67,293	A++,A+,A
B22A-L3307B-03	67,293	A++,A+,A
B22B-L3110B-01	67,293	A++,A+,A
B22B-L3110B-03	67,293	A++,A+,A
B22B-L3310B-01	67,293	A++,A+,A
B22B-L3310B-03	67,293	A++,A+,A
B22C-L3113B-01	67,293	A++,A+,A
B22C-L3113B-03	67,293	A++,A+,A
B22C-L3313B-01	67,293	A++,A+,A
B22C-L3313B-03	67,293	A++,A+,A
B22E-L3107B-01	65	A++,A+,A
B22E-L3107B-03	65	A++,A+,A
B22E-L3307B-01	65	A++,A+,A
B22E-L3307B-03	65	A++,A+,A
B22F-L3110B-01	65	A++,A+,A
B22F-L3110B-03	65	A++,A+,A
B22F-L3310B-01	65	A++,A+,A
B22F-L3310B-03	65	A++,A+,A
B22G-L3113B-01	65	A++,A+,A
B22G-L3113B-03	65	A++,A+,A
B22G-L3313B-01	65	A++,A+,A
B22G-L3313B-03	65	A++,A+,A
B22H-L3107B-01	295	A++,A+,A
B22H-L3107B-03	295	A++,A+,A
B22H-L3307B-01	295	A++,A+,A
B22H-L3307B-03	295	A++,A+,A
B22I-L3110B-01	295	A++,A+,A
B22I-L3110B-03	295	A++,A+,A

REF.	PAG.	ENERGY CLASS
B22I-L3310B-01	295	A++,A+,A
B22I-L3310B-03	295	A++,A+,A
B22J-L3113B-01	295	A++,A+,A
B22J-L3113B-03	295	A++,A+,A
B22J-L3313B-01	295	A++,A+,A
B22J-L3313B-03	295	A++,A+,A
B25-X33X2B-01	177,201	-
B25-X33X2B-02	177,201	-
D01A-823-01	45	-
D01A-829-01	45	-
D01B-823-01	45	-
D01B-823-02	45	-
D01B-829-01	45	-
D01C-823-01	45	-
D01C-823-02	45	-
D01C-829-01	45	-
D01D-823-01	45	-
D01D-823-02	45	-
D01D-829-01	45	-
D01E-823-01	45	-
D01E-829-01	45	-
D01F-823-01	45	-
D01F-823-02	45	-
D01F-829-01	45	-
D01G-823-01	45	-
D01G-823-02	45	-
D01G-829-01	45	-
D01H-823-01	45	-
D01H-823-02	45	-
D01H-829-01	45	-
D02A-824-01	45	-
D02A-830-01	45	-
D02B-824-01	45	-
D02B-830-01	45	-
D02C-824-01	45	-
D02C-830-01	45	-

REF.	PAG.	ENERGY CLASS
D02D-824-01	45	-
D02D-830-01	45	-
D02E-824-01	45	-
D02E-830-01	45	-
D02F-824-01	45	-
D02F-830-01	45	-
D02G-824-01	45	-
D02G-830-01	45	-
D02H-824-01	45	-
D02H-830-01	45	-
D03A-826-01	45	-
D03A-831-01	45	-
D03B-826-01	45	-
D03B-831-01	45	-
D03C-826-01	45	-
D03D-826-01	45	-
D03D-831-01	45	-
D03E-826-01	45	-
D03E-831-01	45	-
D03F-826-01	45	-
D03F-831-01	45	-
D03G-826-01	45	-
D03H-826-01	45	-
D03H-831-01	45	-
D04A-827-01	45	-
D04B-827-01	45	-
D04C-827-01	45	-
D04D-827-01	45	-
D04E-827-01	45	-
D04F-827-01	45	-
D04G-827-01	45	-
D04H-827-01	45	-
D05A-828-01	45	-
D05B-828-01	45	-
D05C-828-01	45	-
D05D-828-01	45	-

indeliz lighting

Edición:
Publication:
Édition:
07 / 2018

Concepto gráfico, maquetación y preimpresión:
Graphic concept, layout and prepress:
Concept graphique, mise en page et pré-impresion:
Grupo Novolux

Descarga del catálogo
Download the catalogue
Catalogue téléchargeable



GRUPO
NOVOLUX
LIGHTING

Cristher^{lighting}
architectural outdoor

Dopo^{lighting}
residential outdoor

exo^{lighting}
decorative indoor

indeluz^{lighting}
technical indoor

Marcas registradas de: / Are registered trade marks of: / Ce sont des marques enregistrées de: / Marcas registradas de:

GRUPO GESTIÓN INTEGRAL NOVOLUX INTERNACIONAL, SL.



www.gruponovolux.com